

SEPTEMBER 2024



**Stockton USD
Facilities
Masterplan**

Acknowledgments

SUSD Contributors

BOARD OF EDUCATION

Cecilia Mendez - Area 1

AngelAnn Flores - Area 2

Alicia Rico - Area 3

Ray Zulueta - Area 4

Donald Donaire, Board Clerk - Area 5

Sofia Colón, Board Vice President - Area 6

Kennetha Stevens, Board President - Area 7

SUPERINTENDENT

Dr. Michelle Rodriguez

STEERING COMMITTEE

Vickie Brum, SUSD Director of Facilities

Brian Biederman, SUSD Director - Educational Services

Joann Juarez, SUSD Interim Chief Business Official

Curtis Tod, SUSD Sr. Manager, Maintenance & Operations

David Varela, SUSD Facility Planner

Peter Parenti, Ed.D, VP TRiGroup, Inc.

DEPARTMENT/OTHER FACILITIES INTERVIEWS

Building Division - Christopher Benson

Career Tech Education and STEM - Nathan Haley

Chief Business Official - Joann Juarez

Child Nutrition/Food Services - Thomas Arganda

Communications and Marketing - Melinda Meza

Curriculum & Inst./PD - Youlin Aissa

Early Childhood Education - Suzanne Devitt and Debra Keller

Ed Services - Kasey Klappenback

Electrical/Audio Visual/Alarms - Richard Roche

Energy Education - Jermaine Reese

Environmental Compliance - Jose Hernandez

Facilities & Planning - David Varela

Facilities & Planning - Vickie Brum

Health Services - Dawna Paul

HVAC/Plumbing - Eric Gutierrez

Human Resources - Glendaly Gascot-Rios

Maintenance & Operations - Curtis Tod

Police for SUSD - Marcus Omlin

Preschool Assessment & Autism Center - Jose Avila

School Based Mental Health Services - Karen Coleman

Special Education/SELPA - Stephanie Reeves

State & Federal - Tiffany Ashworth

Student Services - Maryann Santella

Technology and Innovation - Paoze Lee

Transportation Dept. - Katie Baggese

SCHOOL INTERVIEWS

Adams Elementary

Sharon Womble, Principal

August Elementary

Robyn Cappalla, Principal,

Edra Romero, Admin Secretary

Bush Elementary

Toni Reed, Principal

Cesar Chavez High School

Cynthia Cardenas-Sanchez, Principal

Cleveland Elementary

Heidi Mohammadkhan, Principal

Edison High School

Justin Gann, Principal

El Dorado Elementary

Monica Gayle, Principal

Elmwood Elementary

Dara Dalmau, Principal

Fillmore Elementary

Thongthip Duangsawat, Principal

Flora Arca Mata

Patricia Billedo Mata, Principal

Kyle De Rossi, Assistant Principal

Christina Arinaga, Parent

Franklin High School

Anna Lotti, Principal

Diego Vera, Senior Plant Supervisor

Fremont Elementary

Ivygail Henderson, Principal

Jeff Matuska

Anthony Gallardo

Grunsky Elementary

Elizabeth Chavez, Principal

Joseph Pasqual, Head Custodian

Hamilton Elementary

Navdeep Sandhu, Principal

Harrison Elementary

Christina Katen, Principal

Hazelton Elementary

Gerri Leonardis, Principal

Health Careers Academy

Aaron Mata, Principal

Henry Elementary

Jessica Martinez, Principal

Hong Kingston Elementary

Dominique Brown, Principal

Hoover Elementary

Charlene Mah, Principal

Huerta Elementary

Ariana Casillas, Principal

Robert Semillo, Assistant Principal

Jane Frederick High

Ryan Hesse, Principal

Kennedy Elementary

Melissa Chin, Principal

Lilia Aranda, Parent

King Elementary

Connie Fabian, Principal

Kohl Open School

Patrick Hambright, Principal

Madison Elementary

Felicia Bailey-Carr, Principal

Robert Nelson, Head Custodian

Nancy Maring, Program Specialist

Marshall Elementary

Raul Mata, Principal

Ms. Garcia, Assistant Principal

Titiana Woodards

Parent, Deborah Iniguez

Mckinley Elementary

Brandy De Alba, Principal

Merlo Institute of Environmental Technology

Gary Phillips, Principal

Hector Severiano, Head Custodian

Alexis Villa, Parent and School Secretary

Monroe Elementary

Victor Zamora, Principal

Montezuma Elementary

James Cowan, Principal

Nightingale Elementary
Myra Machuca, Principal

Pacific Law Academy
Joseph D. Martinez, Principal

Peyton Elementary
Carla Gonzales, Principal

Pittman Elementary
Emilio Junez, Principal

Primary Years Academy
Simone Martinez, Principal

Pulliam Elementary
Krystal Taylor, Principal

Rio Calaveras Elementary
Gina Hall, Principal

Roosevelt Elementary
Amy Ketner, Principal

San Joaquin Elementary
Valente Aguilar, Principal

School for Adults
Brian Wright, Principal

Spanos Elementary
Sondra Knudsen, Principal
Inez D'Arcy, Head Custodian
Jen Lozo, Teacher

Stagg High
Brett Toliver, Principal
Megan Torres
Kraig Jordan

Stockton Early College Academy
Ty Pafford, Principal

Stockton High
Tommy Mogan, Principal

Stockton Skills
John P. Wheeler, Principal

Taft Elementary
Jana Brooks, Principal
Loudes Gonzalez, Admin Assistant
Cheryl Rubinger, Parent / Program Specialist

Taylor Leadership Academy

Benjamin Yang, Principal

Van Buren Elementary
Isabel Arellano, Principal
Charlene Amarante, Assistant Principal
Amy, Admin Assistant

Victory Elementary
Jenny Silvestri, Principal

Walton Special Center
Thomas Whitesides, Principal

Washington Elementary School
Kathryn Byers, Principal

Weber Institute of Applied Sciences & Technology
Osman Zarif, Principal

Wilson Elementary
Juanita Valenzuela, Principal PAAC
Jose Avila, SpED Administrator

STUDENT ADVISORY COUNCIL

Refer to page 29

COMMUNITY OUTREACH (LCAP)

Patricia Ledesma-Flores
Joe Soria
Margie Moran
Aaron Chapman
Alisia Lopes
Susana Ramz
Kathleen Sherwood
Jose Castilo
Ashley Rodrigez
Jessica Griffin-Brown
Sofia Colon
Mana Clif

CONSULTANT TEAM

PERKINS EASTMAN

Kimberly Coffeen, Principal

Patrick Davis, Principal

Gavin D'souza, Project Manager

Heidi Kovalevsky, Planner

Hui Sheng, Planner

Ami Mehta, Planner

Clara Sanchez, Planner

AECOM

Kurt Engler, Principal

Julia Leacock, Associate Principal

Desirae Mauch, Deputy Project Manager

Amanda Price, Team Lead

Table of Contents

- 1.0 | Introduction..... 8**
 - District Overview
 - Mission
 - School Facility Funding
 - Facilities Timeline

- 2.0 | Process..... 20**
 - Timeline
 - Engagement
 - Guiding Principles

- 3.0 | Analysis 36**
 - Enrollment Projections
 - Capacity and Utilization
 - Portable Analysis
 - EA Assessment
 - Facility Condition Assessment

- 4.0 | Indoor Air Quality Assessment..... 52**
 - Methodology
 - Findings

- 5.0 | Strategies..... 60**
 - Graduation Requirements
 - Portables Replacement
 - Extended Learning Environment
 - Facility Parity
 - Education Specifications

- 6.0 | Project Prioritization 68**
 - District-wide Initiatives and Funding Sources
 - Prioritization Framework
 - Projected Need

- 7.0 | Appendix..... 78**



1.0 | Introduction

- 1 | District Overview**
- 2 | Mission**
- 3 | School Facility Funding**
- 4 | Facilities Timeline**

The aim of this report is to assist the Stockton Unified School District (SUSD) in developing a comprehensive Facilities Master Plan and Needs Assessment. With the approval of Measure C in November 2022, the District acknowledges the critical need to clearly define its total facilities requirements and establish a structured framework to prioritize projects. The FMP will guide strategic improvements across all District infrastructure and facilities. It's a common challenge that projected costs for facility enhancements exceed available funds. By establishing criteria that consider various factors, the FMP aims to effectively prioritize projects, ensuring that the most critical needs are addressed first. This approach will facilitate responsible resource utilization and incremental upgrade of facilities, aligning with the District's overarching educational goals.

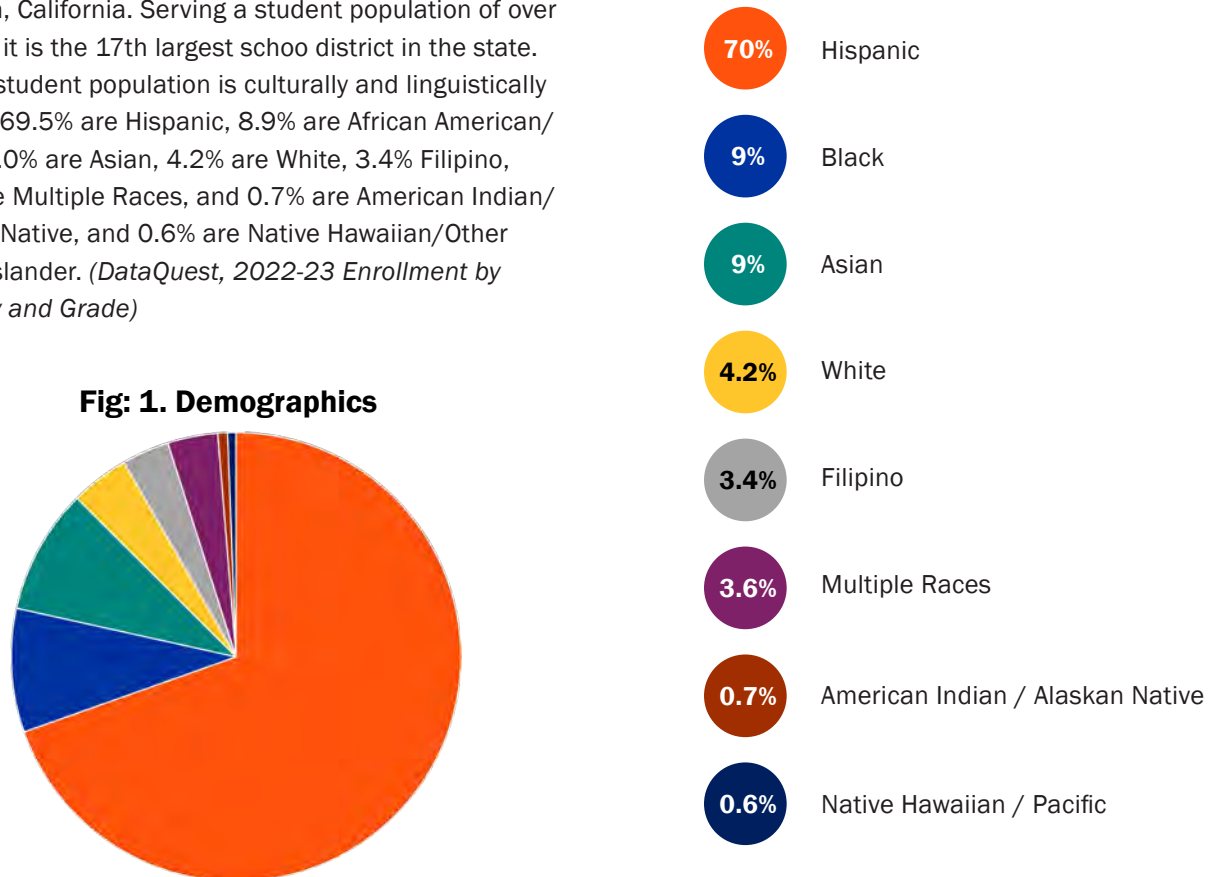
The Facilities Master Plan is a framework for addressing the needs of the District. - It outlines the long-term vision and goals for Stockton Unified School District's (SUSD)

infrastructure and provides a list of projects to pursue over the next 8-10 years. These projects serve a minimum of one of the three 3 goals listed as follows:

1. To **modernize and improve** buildings that have aged or become deficient. This may include updating buildings to align with the latest building code or accessibility requirements and updates to Heating, Ventilation and Air Conditioning systems to provide enhanced indoor air quality and comfort.
2. To ensure that the District's facility **capacity aligns with** the District's student **enrollment**, and that the facilities support the educational programs of the District.
3. To **optimize** the operations of the District in ways that **save money or maintenance staff**. These kinds of improvements can help reduce operating expenses and the need to use the general fund for facilities repairs and operations.

District Overview

SUSD is a diverse and dynamic school District located in Stockton, California. Serving a student population of over 33,000, it is the 17th largest school district in the state. SUSD's student population is culturally and linguistically diverse: 69.5% are Hispanic, 8.9% are African American/Black, 9.0% are Asian, 4.2% are White, 3.4% Filipino, 3.6% are Multiple Races, and 0.7% are American Indian/Alaskan Native, and 0.6% are Native Hawaiian/Other Pacific Islander. (DataQuest, 2022-23 Enrollment by Ethnicity and Grade)



The District encompasses a wide range of educational facilities, including K8 schools, high schools, and centers for alternative, and adult education. Committed to providing a comprehensive educational experience, SUSD emphasizes academic excellence alongside social and emotional learning. The District faces unique challenges due its strong commitment to innovative programs and multi-tiered support systems that must be tailored to diverse socioeconomic student needs.

Based on unduplicated pupil counts, 76.28% (26,568) are socio-economically disadvantaged, 24.94% (8,308) are English Learners, and 0.70% (234) are foster youth, placing them at risk for educational disparities.

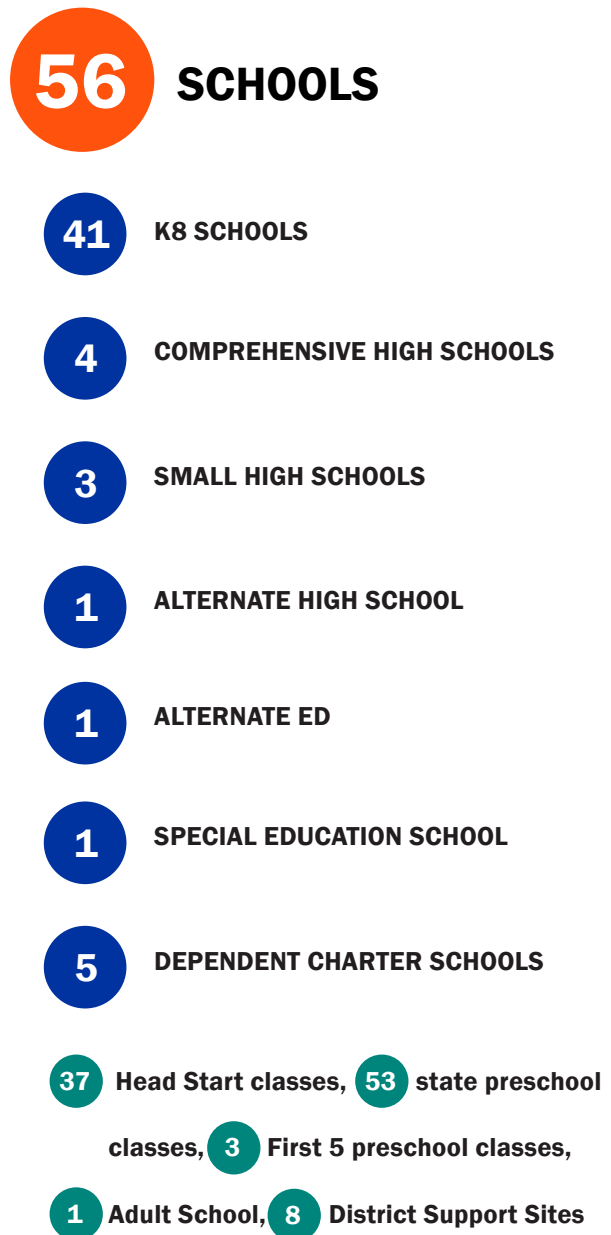
With a focus on continuous improvement, SUSD continues to implement new strategies and technologies to enhance learning outcomes and prepare students for future success.

28 / **41** 28 schools out of the 41 K8 schools average **67 years of age** (from their original construction date)

31 / **41** 31 of the 41 K8 schools **are over 18-33 years** since their original construction data or last major modernization

10 / **12** 10 or the 12 high/specialized schools average **68 years of age** (from their original construction date) and average 26 years since their last major modernization

Fig: 2. SUSD Schools and Support Facilities



LCAP: The Local Control and Accountability Plan

The Local Control and Accountability Plan (LCAP) is a tool used by public school Districts in California to set goals, plan actions, and leverage resources to meet the needs of their students. The LCAP is not only a critical strategic planning document but also serves as a communication tool that Districts use to keep the community informed and engaged with the District's progress in enhancing educational outcomes. SUSD has developed their LCAP through an extensive stakeholder engagement process. The Facilities Master Plan intends to support SUSD's LCAP goals in fostering the following (4) goals through the proposed facilities upgrades:



Goal 1: High quality instruction with Multi-Tiered Support



Goal 3: Create a culture of community and family participation



Goal 2: Equitable and healthy learning environments



Goal 4: Increase student opportunities

“Our research suggests that modernized schools can make a marked difference in terms of educating our children, enhancing the lives of teachers and administrators, and better engaging with the surrounding communities.” In essence, “modernized schools look toward a better future for all.”

— Perkins Eastman

[Learn more about this study here: Addressing a Multi-Billion Dollar Challenge](#)



Mission

SUSD's mission is to graduate every youth to be college, career, and community ready. SUSD is dedicated to providing high quality first instruction, and a rigorous curriculum supporting academic achievement, and social-emotional development. These combined activities aim to lift all youth out of circumstances of poverty and scarcity. Three focal targets guide the work within the District:

- 1: Every child by the end of third grade will read and comprehend at the proficient level.**
- 2: Every child will have access to high quality rigorous first instruction and by the end of the 9th grade will demonstrate mastery of Algebra concepts and application.**
- 3: Every child, by the end of 12th grade, will graduate and be college or career ready.**



School Facility Funding

General Obligation Bonds

The General Obligation (G.O.) Bond Program is a critical financial resource for maintaining and modernizing the school community's physical environment. The District received voter approved authorization for G.O. bonds totaling over \$339 million in three bonds in years(2014, 2018, 2022). Bond expenditures are overseen by a Citizen's Bond Oversight Committee (CBOC).

Bond Measure E (2014) focused on technology devices, servers with minimal facility upgrades. Measure C (2018) is noted as \$0 amount unissued, however the final \$28 M issued in December of 2023 is currently being utilized for the design and construction of school facility projects.

Stockton USD GO Bond Election						
Election Date	Amount	Measure	Type	% Yes	Pass/Fail	Amount Unissued
November 2014	\$114,000,000	E	Prop 39	67.4%	Pass	\$95,640,000
June 2018	\$156,380,000	C	Prop 39	63.3%	Pass	\$0
November 2022	\$215,000,000	C	Prop 39	70.7%	Pass	\$215,000,000



Measure E (2014)

“To increase student access to computers; maintain and upgrade educational technology; upgrade classroom security systems for increased student safety; upgrade technology servers, routers, switches and storage area networks; and significantly reduce borrowing costs, shall Stockton Unified School District issue \$114,000,000 of short-term bonds with the interest rates at or below the legal limit, independent citizen oversight, and no money for administrator salaries, so long as all funds are spent locally and cannot be taken by the State”

Measure C (2018)

“To repair and improve our schools; upgrade fire alarms, repair leaky pipes and roofs and rehabilitate existing classrooms, shall \$156.38 million of Stockton Unified School District’s bonds, approved in 2008, be reauthorized as new bonds, with legal rates, an average tax levy of 4.9 cents per \$100 of assessed valuation while bonds are outstanding (averaging \$10.8 million per year), annual audits, independent taxpayer oversight and no increase in total authorized District debt or current tax rates”

Measure C (2022)

“To improve local schools with funds that cannot be taken by the State, shall Stockton Unified School District’s measure to expand career/technical education training facilities including engineering, health care and information technology; repair roofs/plumbing; and improve student safety/classroom security be adopted, authorizing \$215 million of bonds with legal rates, projected levies averaging below 5¢/\$100 of assessed valuation (averaging \$14 million/year for 28 years), annual audits, independent oversight and no increase in current tax rates”

SUSD has proactively managed its facility upgrades in the following ways:

- Proposition 39 General Obligation Bonds were sold to raise revenues to improve the learning environment since the passage of Measure E in 2014.
- Bonds were then refinanced to save taxpayer money.
- Developer fees and Certificates of Participation (COPs) have been used to help finance the facility program.

Optimizing Local and State Funding

Since early 2000, SUSD has received State School Facility Program funding matches for new construction, modernization and Career Technical Education (CTE) projects totaling \$207.8 million. The District also received funding from the Lease Purchase Program (1977-1998), with project applications beginning in the mid-1980’s, with funding available through the 1990’s.

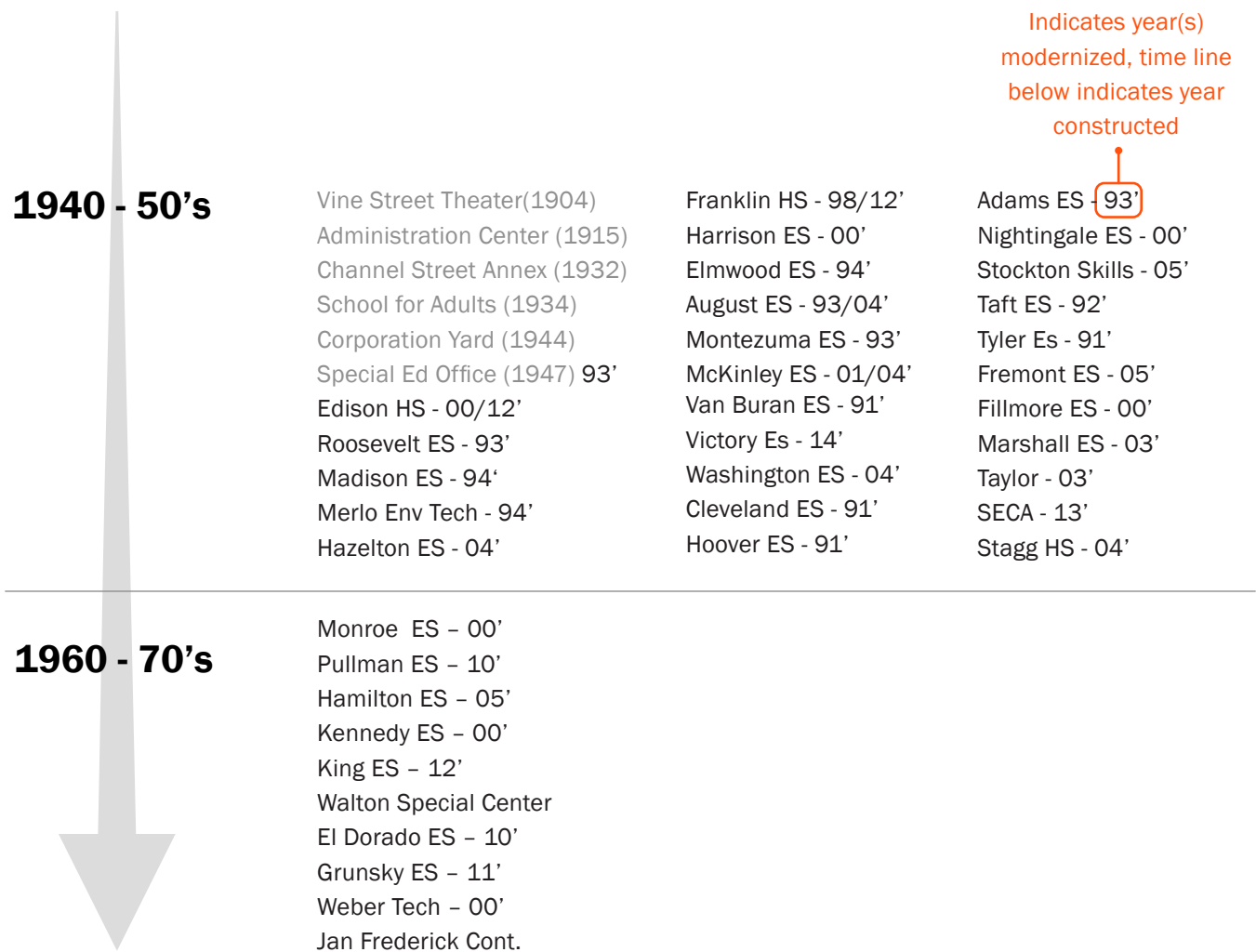
California’s School Facility Program serves as a vital funding source for School Districts. This program supports both new construction and facility modernizations on a shared cost basis. For new construction projects, funding is divided between the state and the local District with a 50/50 match. Modernization projects are subject to a cost-sharing arrangement. State coverage of modernizations 60% and the local District responsible for the remaining 40%. The District has \$120M of state eligibility that could be used to fund projects.

General Obligation bonds enable Districts to access the state funding match, facilitating the realization of much-needed construction and modernization initiatives.

Facilities Timeline

The graphic illustrates the growth trajectory of SUSD. The timeline documents the sequence of buildings from 1904, to the newest addition, Flora Arca Mata Elementary School, circa 2020. The District experienced particularly notable expansions during the 1940s-70s, and again in the 1990s and 2000s. Each school listed also includes the year of any significant completed modernizations. SUSD has consistently secured voter support for several General Obligation (G.O.) bonds, and has leveraged state funding matches to further enhance its facilities, as detailed on page 17.

Fig: 3. SUSD Facilities Timeline





1990-00's

Stockton HS
Purchasing at Corp Yard
Wilson ES
Rio Calaveras ES
San Joaquin ES
Huerta ES
Police Services
Bush ES
Kohl Open

Chavez ES
Henry ES
Hong Kingston/
Valenzuela ES
Pittman ES
Spanos ES
Peyton ES
Health Careers Academy
Pacific Law Academy

2000's

Prior Local Bond Measures Expended

"G" 2000 - \$80 M
"C" 2005 - \$120 M
"Q" 2008 - \$152 M
"E" 2012 - \$156 M

2010's

2019 update to 2010 AR 3511 on energy and water conservation plan and completed solar projects at 32 sites offset 83% of SUSD's annual energy consumption

Measure C \$0 M remaining

Measure E \$75.29 M remaining

2020's

Flora Arca Mata ES 2024 Completion of a Facilities Master Plan and Condition Assessment

Measure C \$215 M remaining

2.0 | Process

- 1 | Timeline**
- 2 | Engagement**
- 3 | Guiding Principles**

Timeline

Subsequent to project initiation (November 2023), in support of the [Superintendent's 44 Priority Recommendations](#), the project team began the following activities laying the groundwork for the Facilities Master Plan (FMP). Our approach and process followed three phases as described below and on the page following.

Phase 1 (Complete): The team initiated visioning exercises to delineate goals, guiding principles and identify existing infrastructure gaps. Data collection and engagement activities comprised workshops, surveys, and one-on-one interviews with stakeholders. Site assessments were conducted to evaluate educational adequacy and indoor environmental quality (IEQ), in parallel with needs assessments and enrollment projections to measure school demand and capacity.

Phase 2 (Complete): The team gathered educational programming data and solicited community input. This phase aimed to gather a spectrum of perspectives to both target potential improvements and generate master plan concepts.

Phase 3 (In Progress): The team analyzed potential project costs and synthesized findings into comprehensive reports. These reports serve as resources to guide decision-making processes and formulate implementation strategies for the FMP.

Throughout the process, the project team facilitated weekly meetings with the District Steering Committee to synchronize all efforts.



Fig: 4. Phasing for Facilities Master Plan

Project Kick-off

November 2023

- Data Collection
- Visioning, Identify Goals, Guiding Principles and Gaps
- Engagement: workshops, survey, 1:1 interviews
- Site Walks: Educational Adequacy, IEQ

Phase 1

- Needs Assessment
- Review Enrollment Projections
- School Capacity Analysis

Phase 2

- Educational Programming
- Community Input
- Identify Potential Improvements, Master Plan Ideas
- Identify Priorities and Wants
- Board Update

Phase 3

- Project Costs
- Final Reports

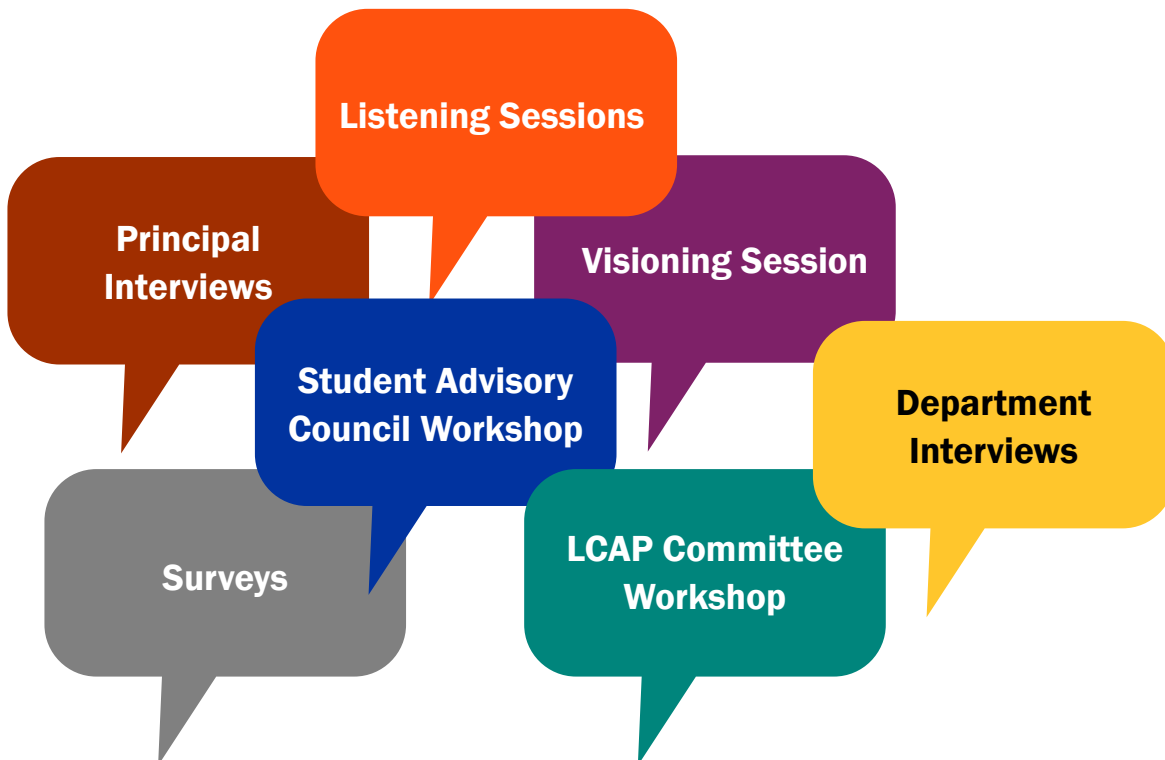
Facilities Master Plan

June 2024

Engagement

The project team conducted a series of stakeholder engagement sessions and interviews to gather diverse community perspectives. These sessions included a visioning session, engagement with the Student Advisory Council and LCAP Committee, and interviews with District department heads and school principals.

Fig: 5. Types of Engagement



Superintendent Listening Sessions

The Facilities Master Plan (FMP) continues the District's previous initiatives. Prior to project initiation, the Superintendent conducted 21 listening sessions, which yielded key insights from a facilities perspective. During these sessions successful modernization of the PYA campus was highlighted, alongside recognition of the dedication of hardworking custodial and maintenance staff.

Areas for improvement were identified, with a focus on expanding program offerings such as the auto program, dual language, visual and performing arts (VAPA), and ethnic studies. Additionally, there was a consensus on the importance of flooring and Heating Ventilation Air Conditioning (HVAC) in addition to installing shade structures to enhance outdoor comfort and safety.



ATTENDANCE CHAMPIONS



Visioning Session

On December 11, 2023 the project team held an inclusive visioning session to discuss three questions:

- a) **What are the existing strengths in SUSD that we can build on?**
- b) **What constraints do we need to consider?**
- c) **This plan will be successful if it does ...?**

- Existing strengths featured staff dedication, the close-knit community, the presence of diverse programs and resources, robust support services, and strong administrative support.
- Constraints identified included aging facilities, safety concerns, staff turnover, the diverse needs of students, resource allocation and funding constraints, cultural and environmental factors, community perception and engagement, as well as language and communication barriers.
- Potential measures of success included prioritization of health and safety, better ability to anticipate future needs, actively involving all stakeholders, inclusive feedback, technological accessibility, creation of supportive learning environments, resource accessibility, and fostering a safe and respectful environment.



“

"An existing strength are the dedicated staff that have been with the District for many years."

"An existing strength is that we have many strong programs we continue to build on."

"A constraint to consider is that the school and classroom environment needs to feel safe and welcoming to all students."

"A constraint to consider is the staff numbers and support staff numbers in classrooms."

"This plan will be successful if it not only addresses today's needs but the plans for the future."

"This plan will be successful if it creates safe and secure places for our students to get a great education."

”

Superintendent's Student Advisory Workshop

The project team facilitated a workshop with the Student Advisory at Stagg High School on February 21, 2024. 85 students representing all ten SUSD high schools gathered to discuss and answer three questions:

- a) **What is your favorite room/space on campus?**
- b) **What is your least favorite room/space on campus?**
- c) **If you could dream, what room/spaces or improvements would you like at your school?**

Discussions surrounding favorite spaces on campus included themes of spaciousness, organization, amenities, and supportive environments. Classrooms were commended for fostering positive learning atmospheres and featuring specialty amenities. Students described common areas such as career centers and libraries as offering opportunities for relaxation and support.

- Discussions on least favorite spaces highlighted concerns regarding cleanliness, discomfort, outdated facilities, and inadequate amenities.
- Restrooms were criticized for their lack of cleanliness, while cafeterias were noted for their small size, overcrowding, and insufficient ventilation. Classrooms and buildings were deemed outdated and lacking in cleanliness and proper ventilation, while gym and locker rooms were criticized for unpleasant odors and stuffiness. Auditoriums and outdoor areas were mentioned as lacking in amenities or being outdated.
- Desired improvements included infrastructure upgrades, facility modernization, and enhancements to learning and recreational spaces. Classrooms, gymnasiums, outdoor spaces, restrooms, and auditoriums were listed as those most in need of upgrades.





"My favorite room is the biology classroom. The room is very open and organized."

"My favorite space/room on campus is the game room because it's a place to just chill and hang out. The soccer field is also a good place to hang out and play."

"My least favorite rooms are the portable buildings because they are old, not clean, and the HVAC system is always breaking."

"My least favorite rooms are the classrooms that have no Wi-Fi, are dark, empty, and look very outdated."

"I would add a new gym, modernized classrooms, a modernized science building, another parking lot, and new bleachers and lockers."

"I would improve the seating area near field to enjoy lunch with shade, update classroom to look modernized."



LCAP Committee Workshop

The project team met with the LCAP Committee on March 5, 2024; once virtually in the morning, and again in-person in the evening at Cesar Chavez High School. Individuals were included from different campuses, and represented various roles (e.g. career counselors, parents and teachers). Participants gathered to learn about the goals of the FMP and provide feedback. Discussion centered around three questions:

a) The favorite thing about the campus I'm associated with is:

b) If I was to prioritize one improvement it would be:

c) This plan will not be successful if it does not:

- Discussions of favorite spaces underscored themes of openness and emphasized play areas such as outdoor seating, sports facilities, playgrounds, and career centers. The Special Day Continuum program was highlighted as a favorite.
- Priority improvements included establishment of mental health spaces, enhancing restroom visibility, ensuring privacy in counseling centers, facility modifications, focusing on career center enhancements, upgrading playgrounds, establishing cafeterias, improving pickup/drop-off procedures, and expanding the Family Resource Center.
- Goals for success emphasized fostering student pride, prioritizing mental health initiatives, cultivating community partnerships, enhancing inclusive communication, securing adequate funding, focusing on long-term sustainability, and addressing transportation challenges.



“

"I love the special day class program we have. It is a continuum to 8th grade with trained teachers. Students who already have problems transitioning do not have to switch school sites and can actually feel like a part of their school community."

"My favorite part of campus is the playground- the buildings are all portables so the playground is the only area where the students feel free."

"If I was to prioritize one improvement it would be play grounds. More green spaces to make outdoor areas feel more pretty and more usable."

"If I was to prioritize one improvement it would be drop off & pick up for sure."

"This plan will not be successful if is not future proof - anticipate the needs of today as well as down the road."

"This plan will not be successful if does not have input from a diverse group of stakeholders. Especially, students."

”

Department Interviews

The project team conducted interviews with the heads of various District departments between December 2023 and March 2024. Departments interviewed included:

- Early Childhood Education
- Human Resources
- Educational Services
- Curriculum
- Health Services
- Facilities & Planning
- Transportation
- Child Nutrition & Food Services
- Public Safety
- State & Federal Programs
- Maintenance and Operations
- Technology and Innovation
- Special Education
- Energy Education
- Mental Health & Behavior Support Services.

Interviews provided insights into the specific needs and priorities of each department.

Principal Interviews

The project team also conducted interviews with the principals from each school from January to March 2024. 56 principals were invited to meet with the team alongside school staff and/or parents versed in their site's needs. These interviews helped the team more fully understand the unique characteristics and aspirations of each school. The conversations comprised the following topics:

- Background information, detailing tenure and current enrollment, establishing the institutional context.
- Unique qualities and distinguishing features that define each educational environment.
- Underutilized spaces, program expansions, and funding considerations.
- Biggest concerns, requiring immediate attention and mitigation strategies.
- Health and safety focused priorities
- Program discussions, offering insights into optimizing spatial arrangements.
- Outdoor facilities and grounds conditions
- Community connections, ways each site interacts with parents and the broader community

Recurring themes cited during the interviews included: security issues such as low fencing and blind spots, safety issues e.g. deteriorating hardscape, and insecure student drop-off.

Programmatic issues discussed frequently included a lack of science and STEAM labs, absence of outdoor learning space and limitations placed on libraries in portables.

Survey

A survey testing the priorities for the FMP was offered to the community, students, parents, teachers and staff. The survey received 1,159 responses.

In addition to identifying the guiding principles for the Facility Master Plan, respondents identified their top priorities. These include creating safer schools, addressing the needs of students of all abilities, actively involving the community in the decision-making process, modernizing classrooms and equitable investments across campuses.

Fig: 6. Summary of Survey Respondents

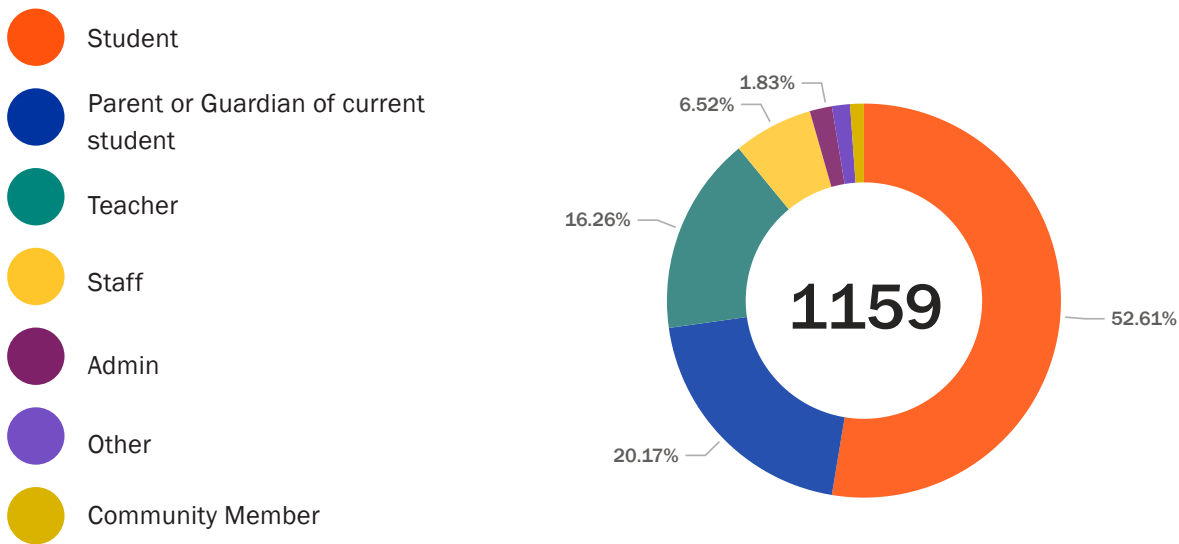
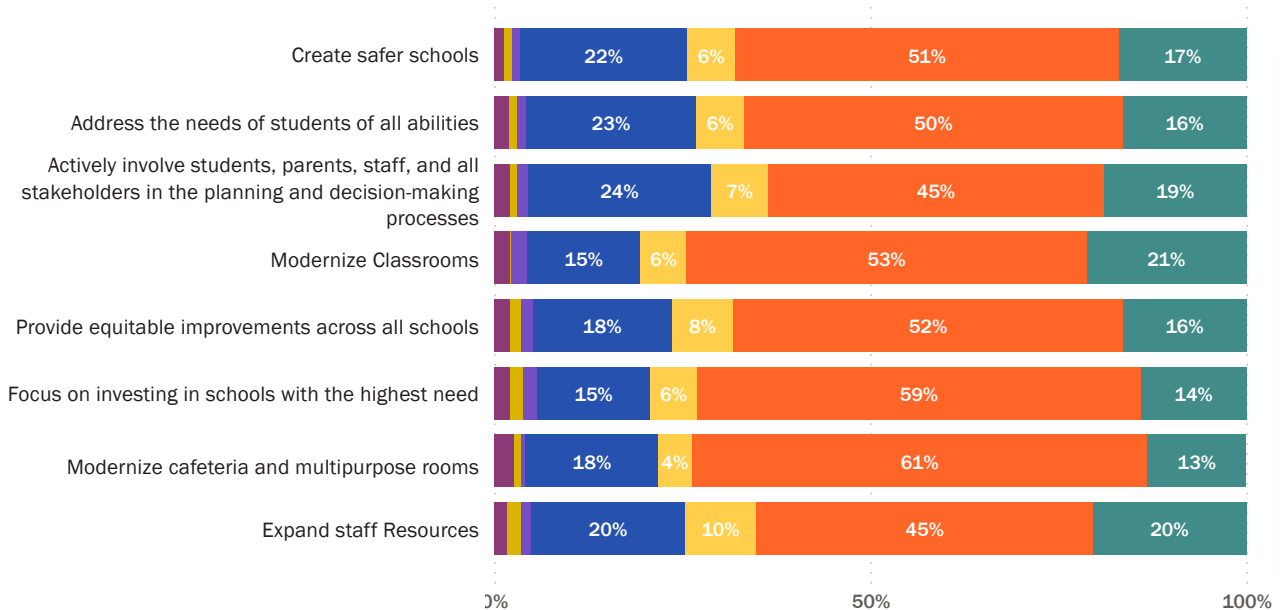






Fig: 7. Top 8 District Priorities



Guiding Principles

Guiding principles have been adopted by District leadership and SUSD stakeholders. Principles lay the foundation for transparent, durable and objective decision making throughout the Facility Master Planning process. Principles help identify those strategies to be incorporated into the FMP, and will assist in prioritization during subsequent implementation phases.

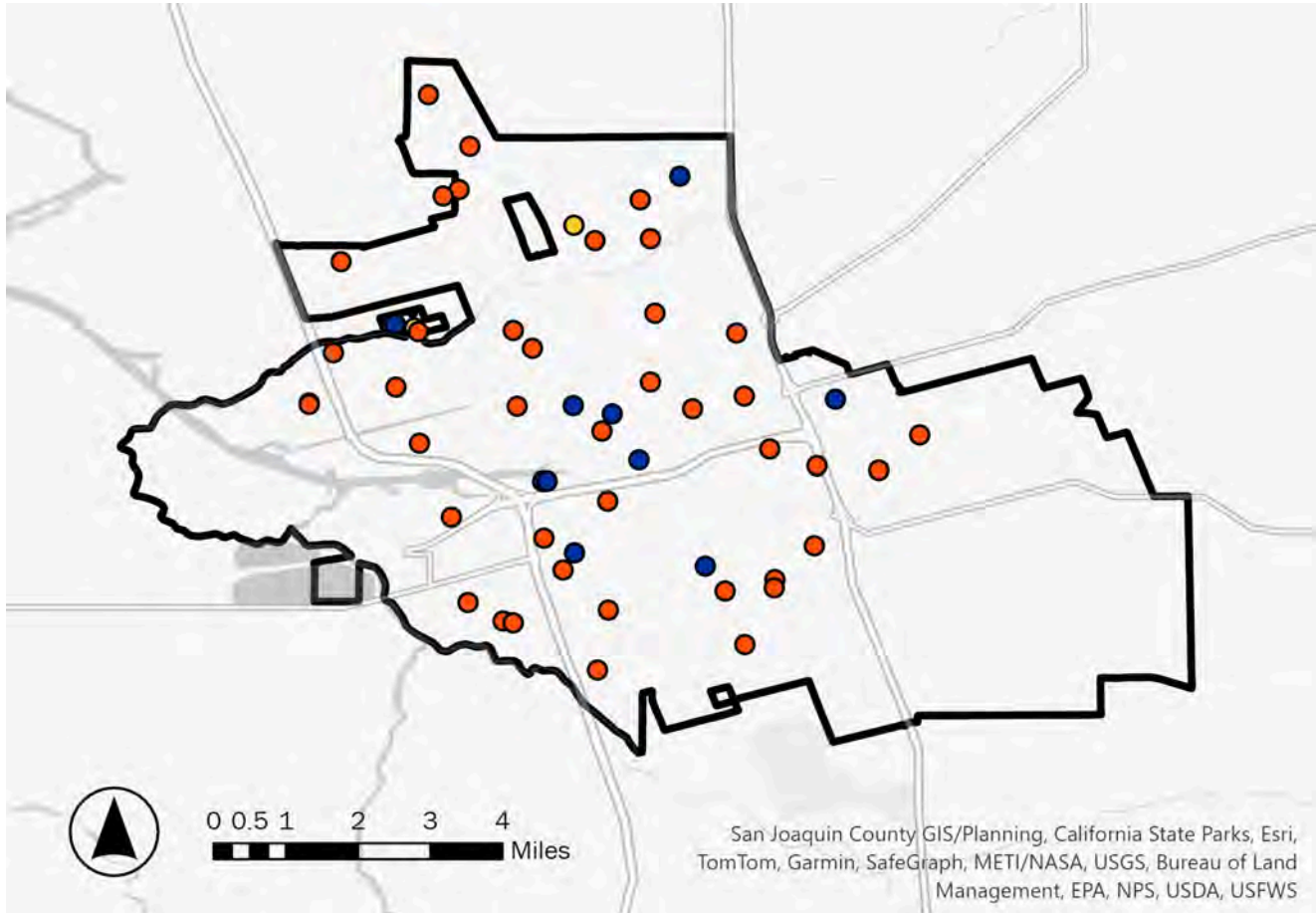
-  **Foster a **positive school atmosphere**, by creating safe and supportive spaces for students**
-  **Prioritize **facility improvements** to better support the health and well-being of staff and students**
-  **Provide spaces to **support diverse student needs** and prepare them for the real world**
-  **Expand successful programs and ensure equitable access**



3.0 | Analysis

- 1 | Enrollment Projections**
- 2 | Capacity and Utilization**
- 3 | Portable Analysis**
- 4 | EA Assessment**
- 5 | Facility Condition Assessment**

Fig: 8. District Schools Map



- K-8 School
- High School
- Alternative Ed. School

Enrollment Projections

Fundamental to planning for future facility needs is the clear comprehension of enrollment trends and projections.¹ Due to declining birth rates, increased school choice, and housing instability, student public school enrollment across the state of California has been on a downward trend over the last 5-10 years. A gradual loss of SUSD enrollment is expected to continue through school year 2029-2030 with a projected reduction of about 6.7% in the next 5 years. Notably, the rate of enrollment loss at SUSD is less severe than other school Districts across the state and in the region.

An analysis of enrollment by grade range shows that the highest rate of decline is anticipated to occur at the high school level, dropping down to 8,940 high school students in school year 2029-2030 from 10,829 high school students in school year 2020-2021. Middle school grades also show year over year decline from 2020 through the projected years. Elementary grades show decline, but at a more gradual year over year reduction. For additional detail on the enrollment projections, refer to the report 2023/24 Demographics and Enrollment Projections - January 2024 by SchoolWorks, Inc.

¹ Enrollment projections are sourced from the District and are not part of the Perkins Eastman project scope.

Fig: 9. Overall Enrollment Projections

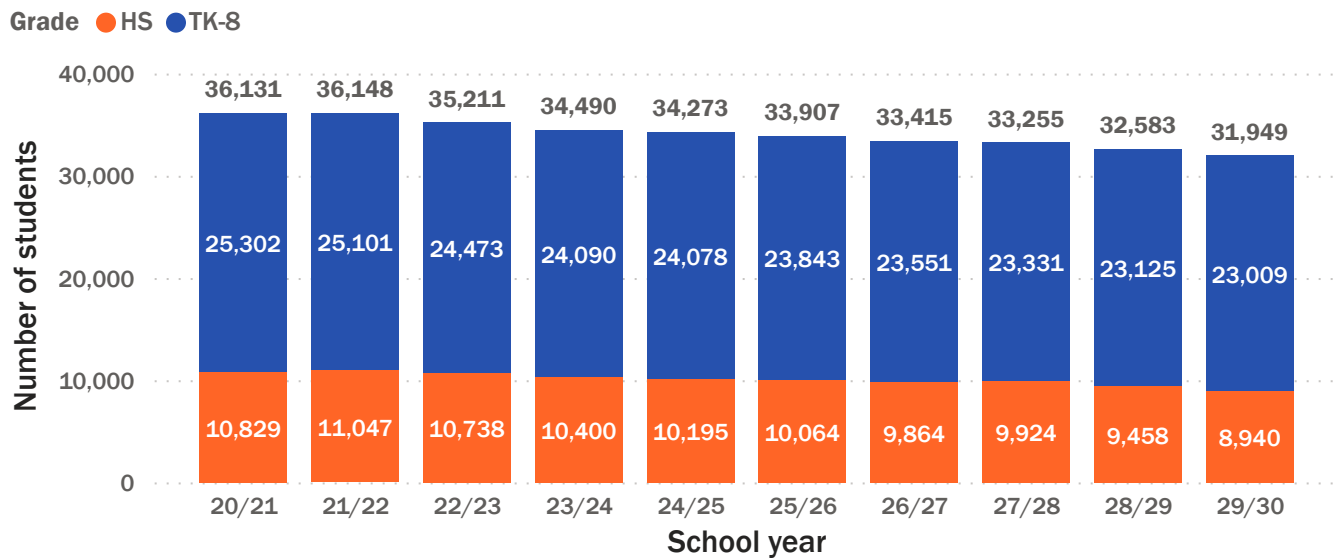
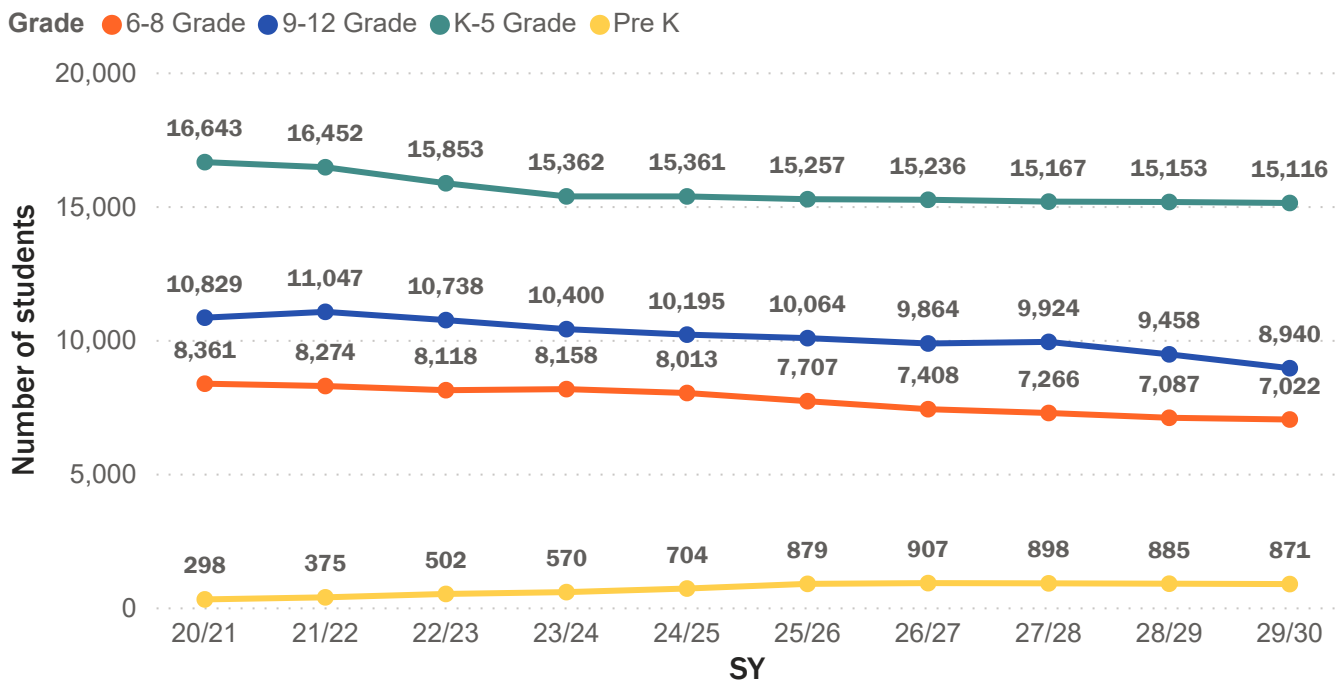


Fig: 10. Enrollment Projections By Grade



Capacity and Utilization

Enrollment trends offer insight into school campus **utilization** defined as the ratio of enrollment against the building’s programmatic capacity. The **building capacity** is determined by identifying how many students can optimally fit in each of the classrooms across the campus.

Findings show that SUSD buildings are generally well utilized, with very few cases of underutilized facilities. At the District level, elementary schools are roughly 87% utilized and high schools are near 88% utilized in the base year. Because of the anticipated gradual enrollment decline, more seat availability at the high school level in the future years can be anticipated.

Loading standards for school capacity are based on state-recommended guidelines (see table following).

State standards are more conservative than those currently implemented by the District’s Techer Agreement but are suggested for long-range planning. These standards serve as the most restrictive benchmarks, providing the greatest amount of flexibility for the District’s future needs.

State Classroom Loading Standards	
Classroom	Number of Students
ECE - K	24
1 st - 6 th Grade	25
7 th - 12 th Grade	27
Special Education	12

Fig: 11. District Utilization SY23/24

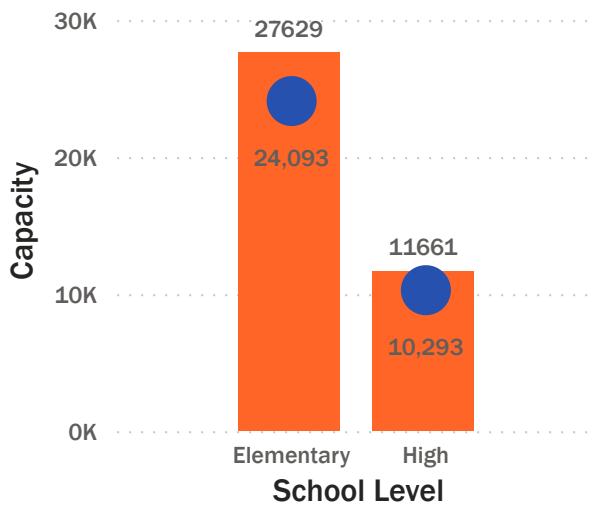
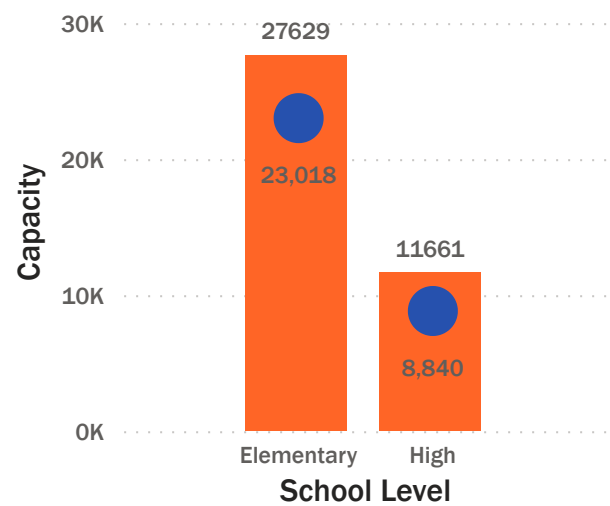


Fig: 12. District Utilization SY29/30



The following plots show school-level enrollment, building capacity, and building utilization by high school feeder system. Most of the SUSD schools are well-utilized, with a few examples of underutilization and a handful of school experiencing overcrowding. There are plots for base year enrollment and for projected enrollment.

- Building Capacity
- Student Enrollment

Fig: 13. ES Utilization SY23/24

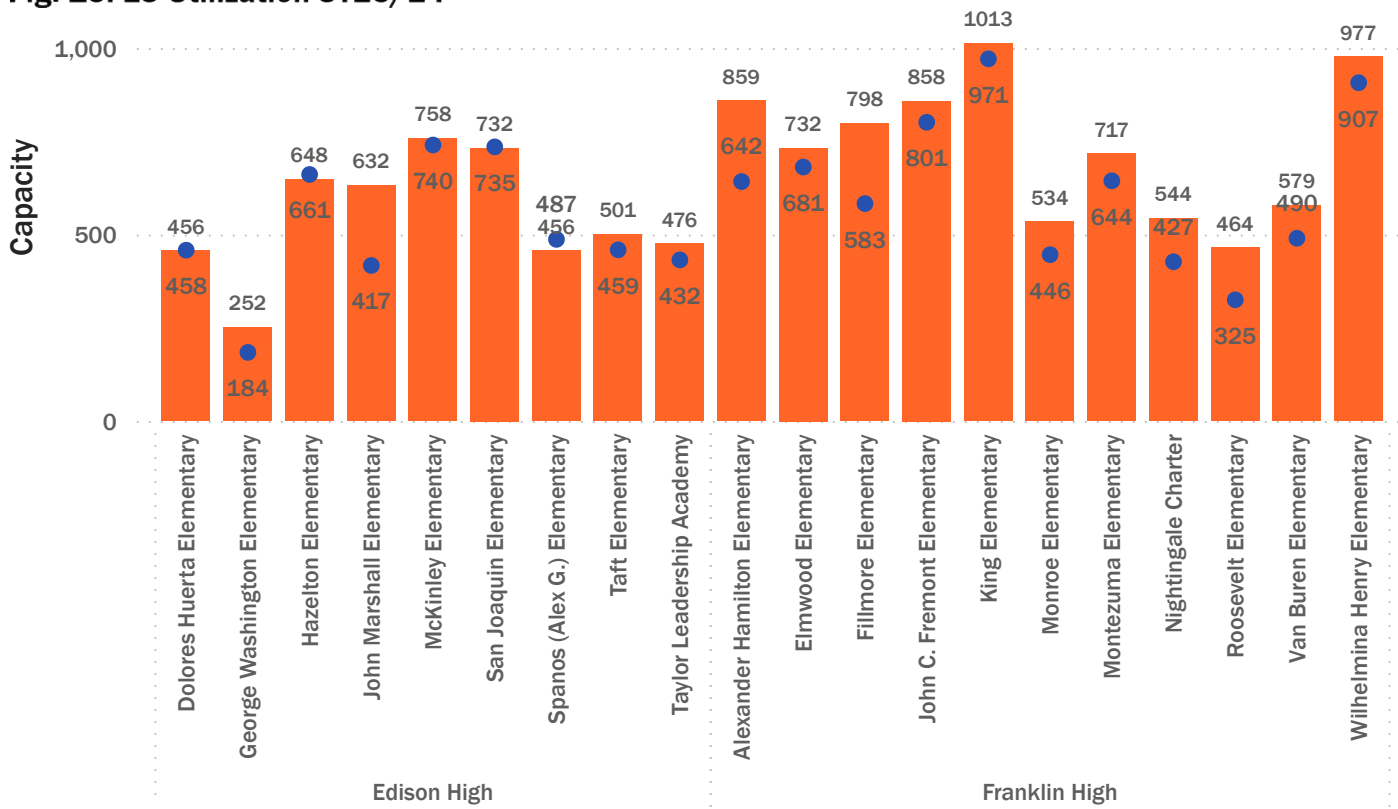


Fig: 14. ES Utilization SY29/30

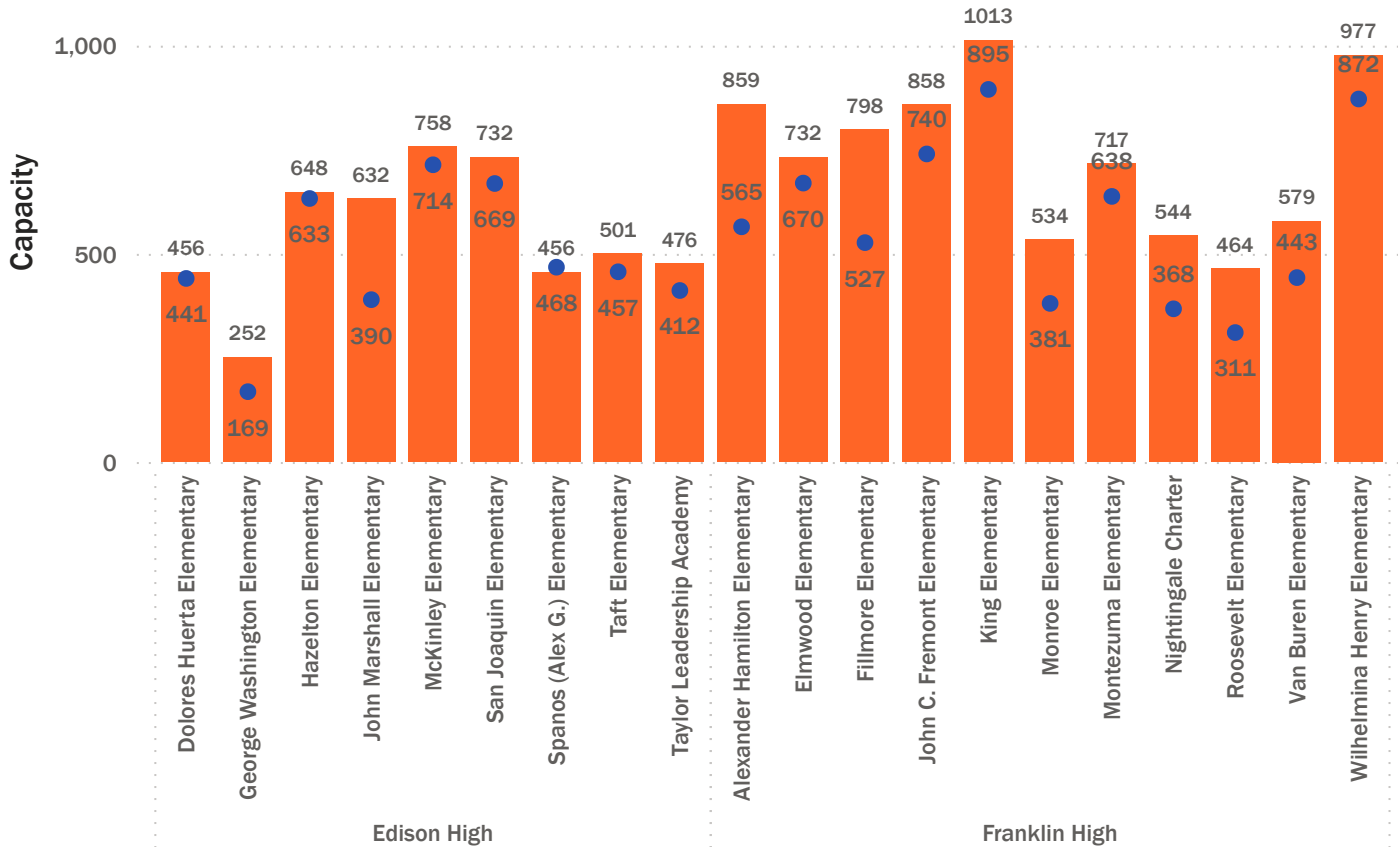


Fig: 17. ES Utilization SY23/24

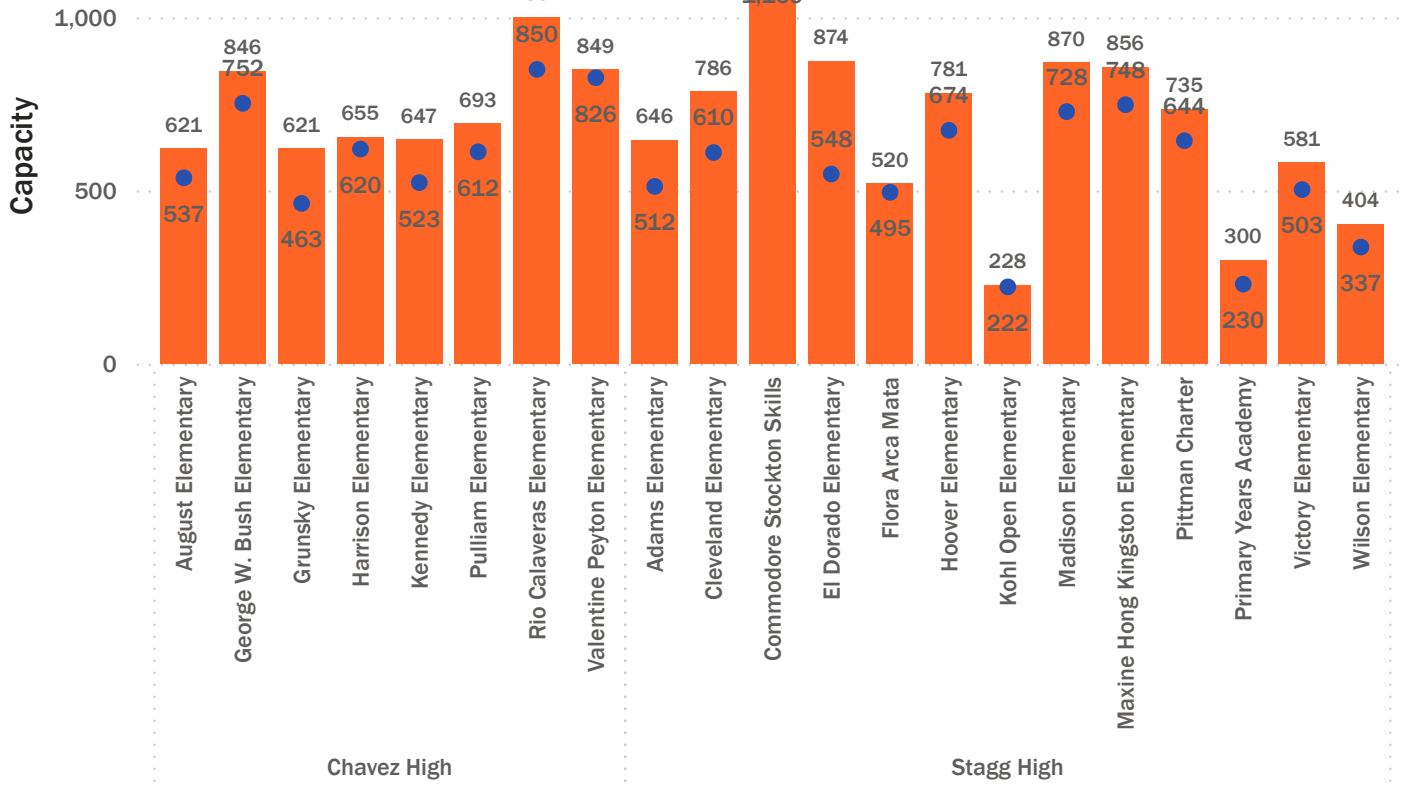


Fig: 18. ES Utilization SY29/30

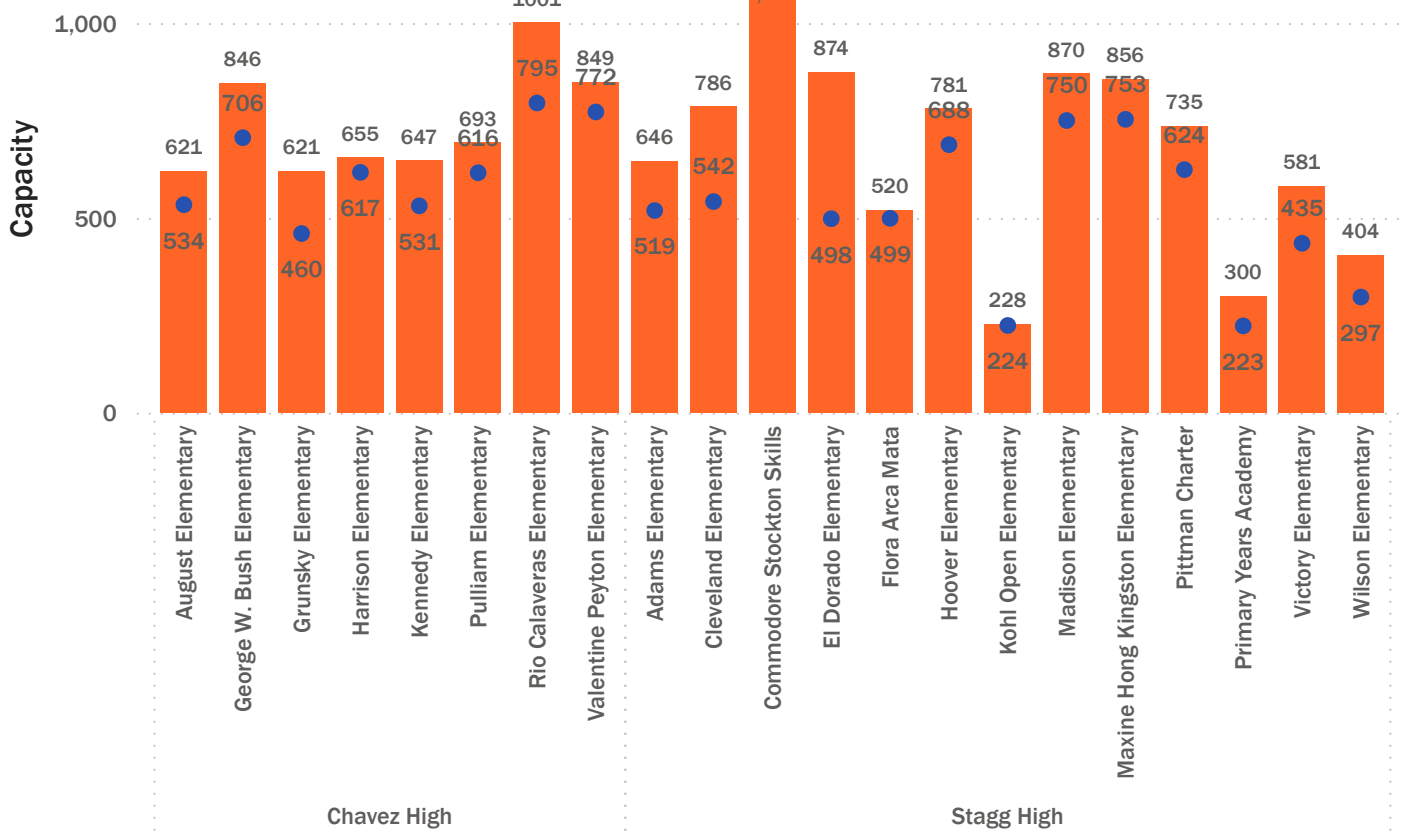


Fig: 19. HS Utilization SY23/24

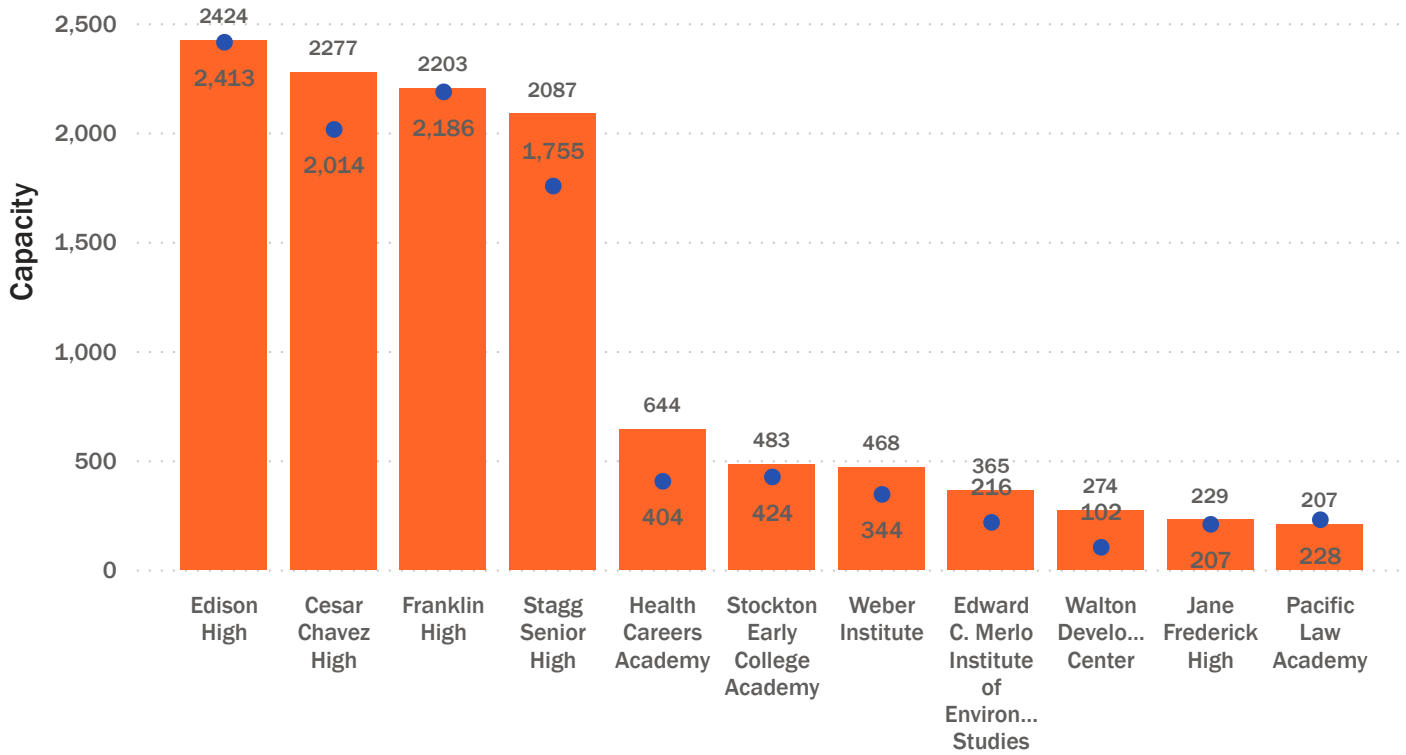
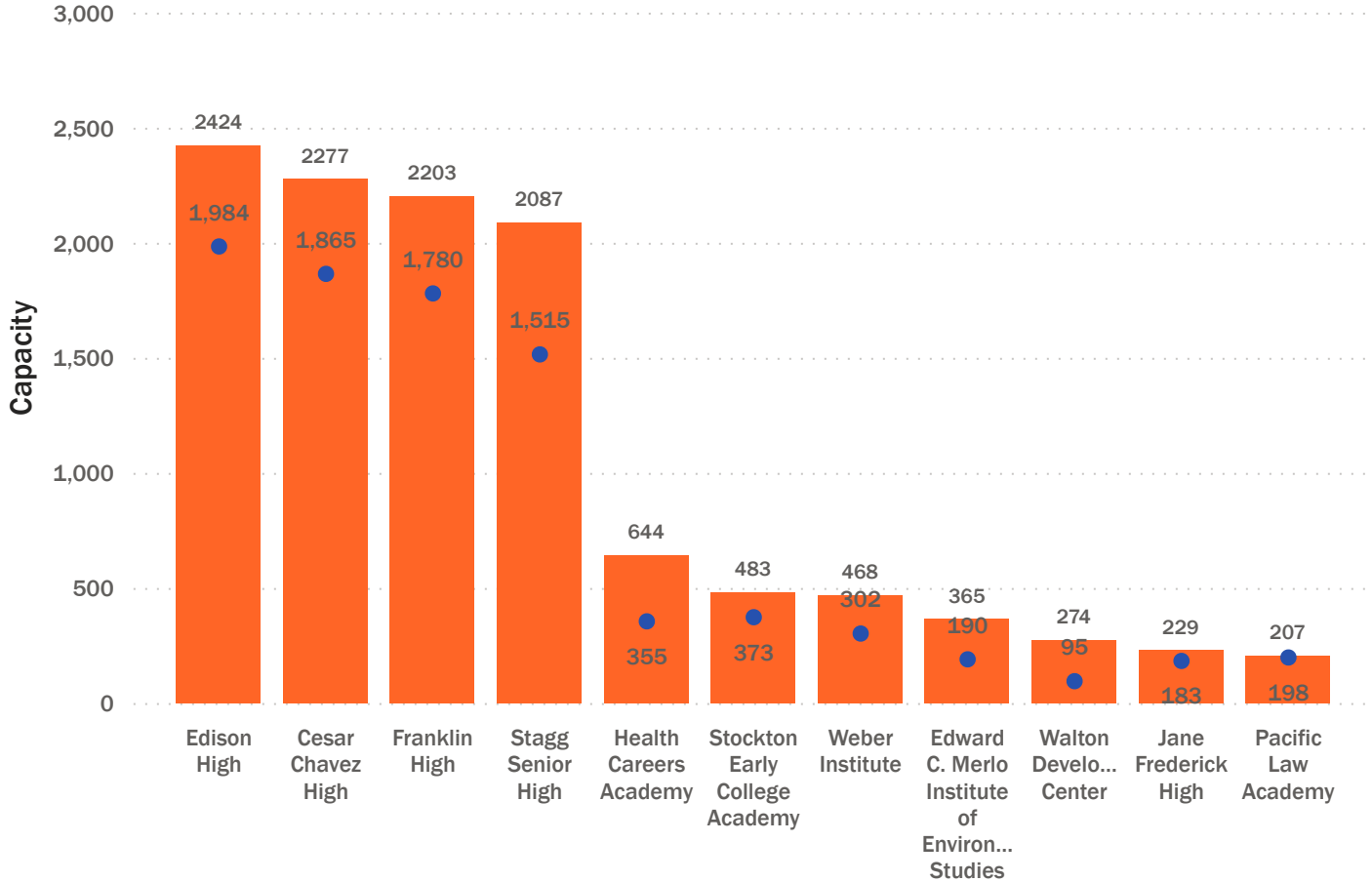


Fig: 20. HS Utilization SY29/30



Portable Analysis

SUSD utilizes portable facilities to expand their schools. Portables are intended to be short- to medium-term solutions to provide additional capacity. While portables provide additional space to expand program offerings, the construction is a much lower quality than permanent buildings.

Around 12% of the square footage in the SUSD portfolio are portable facilities. It is important to note that the majority of the portables in the SUSD are not used for classrooms; almost 88% of the portables are used for non-teaching purposes such as libraries, after school programs, counselling, storage.

Fig: 21. % Of Portables (District Wide)

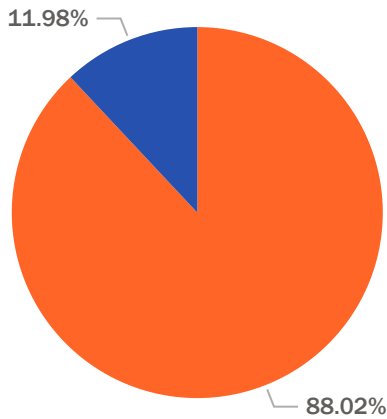
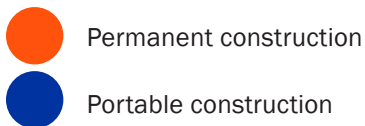
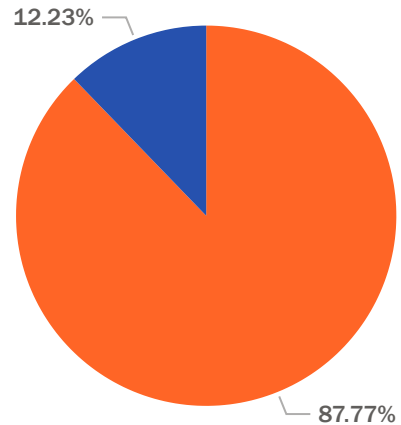


Fig: 22. % Of Portables as Teaching Spaces



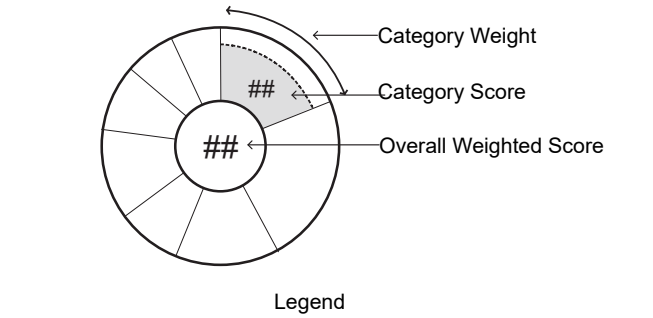
EA Assessment

Educational Adequacy (EA) assesses the ability of school design features and spaces (both interior and exterior) to effectively support learning and teaching. It serves as a comprehensive tool for identifying areas of improvement at both the District wide level and individual school level. The EA assessment comprises 234 questions, divided into eight categories. Scores for each category are aggregated, resulting in a cumulative score within the range of 0 to 100%. The eight categories are described below:

Instructional Space: Assesses classrooms, science labs, and art studios based on factors, such as room size and shape; furniture and fixture quality; presentation and display opportunities; windows and views; transparency/connectivity to adjacent spaces; and the color, finishes, and infrastructure that contribute to learning ambiance.

Safety & Security: Assesses the school’s safety and security measures, considering design elements like sight lines, transparency, program locations, and both “hard” and “soft” security features (e.g., door hardware and passive observation, respectively).

Presence: Evaluates how the building and grounds present themselves to the community, as well as the quality of the arrival experience for both students and visitors.



Assembly: Assesses the quality of assembly spaces, including auditoria and dining areas, considering space shape and size; furniture and fixture quality; and design elements that contribute to learning ambiance.

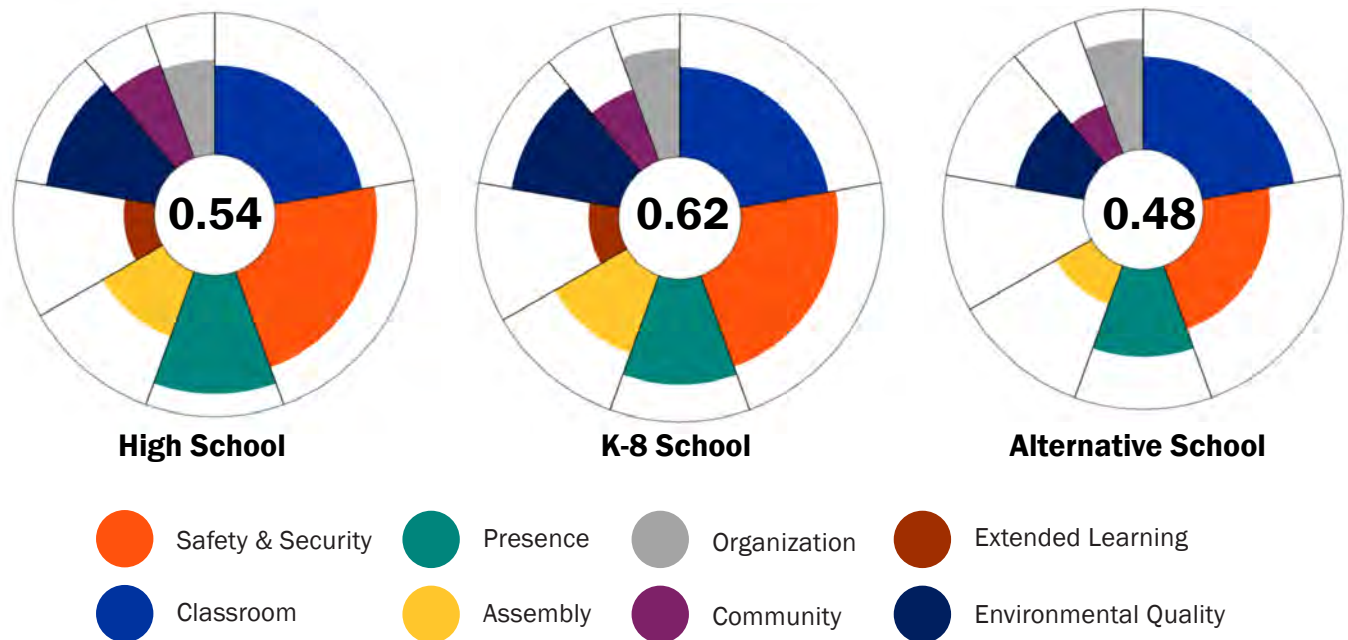
Extended Learning: Assesses extended learning spaces—informal indoor and outdoor spaces that supplement more formal spaces (i.e., classrooms or labs)—on the same factors used to assess instructional spaces.

Organization: Evaluates the general positioning of spaces within the school, including the main office, spaces for faculty collaboration, and spaces for various student activities.

Community: Assesses the facility design’s ability to foster relationships and a sense of community within the school and the surrounding community.

Environmental Quality: Assesses environmental factors, including acoustics, daylighting, thermal comfort, and indoor air quality.

Fig: 23. EA Scores



By analyzing the educational adequacy across all schools, one can see school-specific needs, but also District-wide trends. The box and whisker plot below shows the EA scores by category for all schools in SUSD. For each category, the box plots show us the high values, low values, and the middle range values which helps identify trends and if there are uniform issues. As the plot shows, the extended learning category is the lowest scoring category with 75% of the schools scoring below 30% in that category. Given that almost all schools scored poorly in the extended learning category, a holistic and District-wide strategy should be explored to expand informal learning opportunities across the SUSD campuses. Currently the District is in planning on placing new portable facilities using the extended learning opportunities grant (ELOG) at 40 of the schools.

The classroom category scores are tightly clustered, which shows that the classrooms conditions are fairly consistent across the District. Most classroom scores fell between 50% and 70% with the median being 60%. This indicates that many of classrooms are meeting the basic needs of students, but likely need upgrades or modernization to meet 21st century standards.

The assembly spaces scores vary dramatically across the District. This category analyzes large-group spaces across each campus and the spread of the data shows the disparity between schools with some schools scoring very well and other scoring poorly. This disparity indicates that targeted investment in the lowest scoring schools may be required to improve the quality of the assembly spaces.

While there is always room for improvement and individual schools to focus on, the environmental quality, organization, presence, and safety and security scores were scored higher on average. However, targeted projects in these categories will be identified to address school-specific needs with the lowest scores.

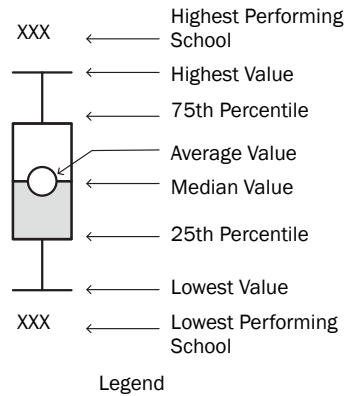
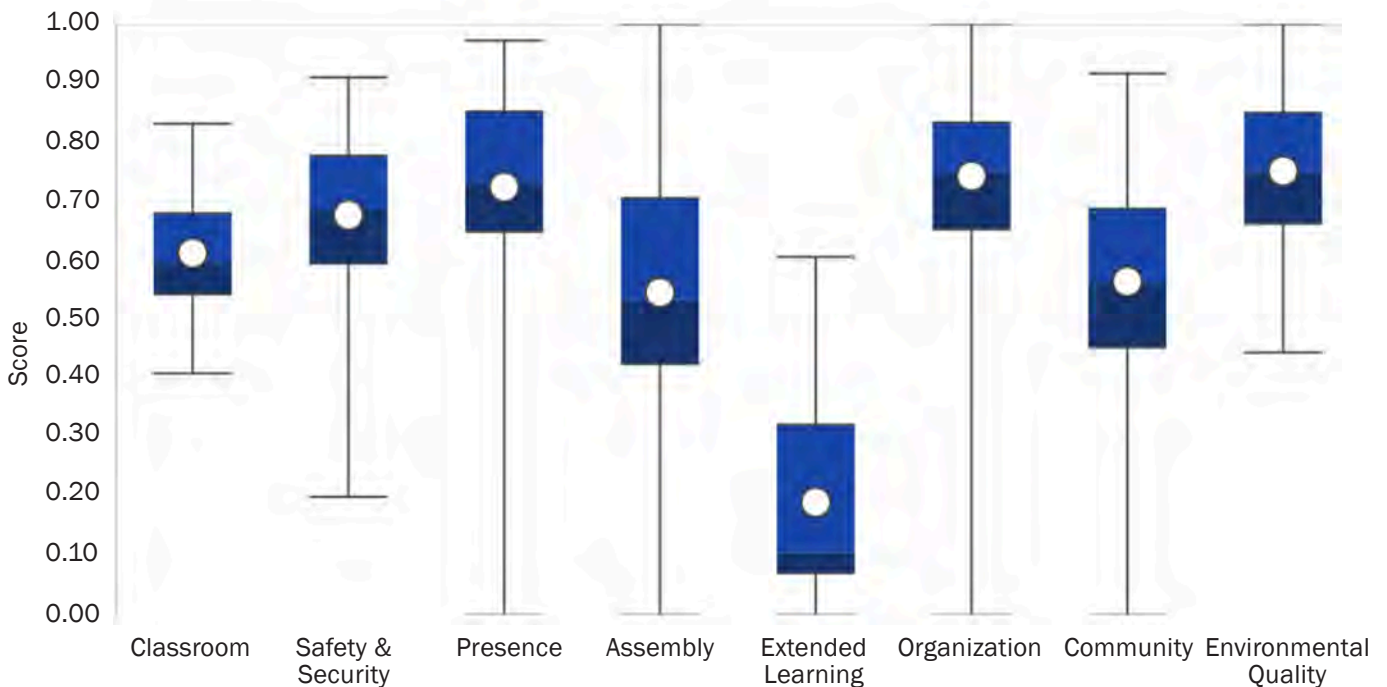


Fig: 24. Box and Whisker Plot EA Scores by Category

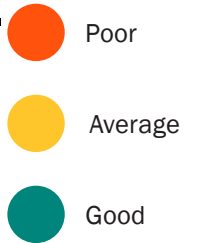


Below are the school level EA assessment scores, this is one of many metrics that will be used to define the quality of the facilities. Additional metrics that will be used in the final report are FCA, and percentage of unduplicated students.

School	Instructional Spaces	Safety & Security	Presence	Assembly	Extended Learning	Organization	Community	Environmental Quality	Total EA Score
	Weight	1	1	0.5	0.5	0.5	0.5	0.25	0.25
Adams Elementary	0.83	0.50	0.88	0.53	0.08	0.83	0.41	1.00	0.63
August Elementary	0.58	0.76	0.70	0.53	0.28	0.83	0.47	0.78	0.63
Bush Elementary	0.66	0.77	0.83	0.80	0.61	0.89	0.47	0.72	0.73
Cesar Chavez High	0.62	0.66	0.77	0.71	0.15	1.00	0.75	0.57	0.65
Cleveland Elementary	0.68	0.56	0.69	0.30	0.36	0.50	0.50	0.76	0.55
Edison High	0.51	0.67	0.94	0.69	0.08	0.72	0.66	0.66	0.61
El Dorado Elementary	0.57	0.54	0.76	0.65	0.00	0.58	0.60	0.54	0.53
Elmwood Elementary	0.44	0.62	0.52	0.53	0.11	0.39	0.47	0.54	0.46
Fillmore Elementary	0.55	0.64	0.65	0.75	0.08	0.61	0.38	0.64	0.55
Franklin High	0.62	0.67	0.83	0.59	0.59	0.92	0.79	0.70	0.69
Fremont Elementary	0.61	0.77	0.85	0.49	0.11	0.61	0.50	0.51	0.59
Grunsky Elementary	0.53	0.79	0.64	0.42	0.33	0.81	0.47	0.78	0.61
Hamilton Elementary	0.58	0.60	0.60	0.49	0.11	0.83	0.53	0.50	0.54



School	Instructional Spaces	Safety & Security	Presence	Assembly	Extended Learning	Organization	Community	Environmental Quality	Total EA Score
Weight	1	1	0.5	0.5	0.5	0.5	0.25	0.25	
Harrison Elementary	0.52	0.59	0.73	0.53	0.26	0.83	0.38	0.44	0.55
Hazelton Elementary	0.49	0.71	0.69	0.55	0.11	0.61	0.19	0.68	0.53
Health Careers Academy	0.62	0.61	0.69	0.72	0.31	0.58	0.54	0.89	0.61
Henry Elementary	0.68	0.69	0.76	0.53	0.56	0.83	0.67	0.96	0.69
Hong Kingston/Valenzuela Elementary	0.74	0.83	0.92	0.75	0.40	0.83	0.63	0.67	0.74
Hoover Elementary	0.63	0.67	0.82	0.53	0.00	0.75	0.75	0.83	0.61
Huerta Elementary	0.72	0.43	0.67	0.25	0.42	0.72	0.53	0.83	0.56
Jane Frederick Cont.	0.41	0.53	0.55	0.17	0.00	0.61	0.19	0.58	0.40
Kennedy Elementary	0.73	0.83	0.72	0.80	0.11	0.72	0.47	0.83	0.68
King Elementary	0.60	0.75	0.73	0.75	0.12	1.00	0.41	0.75	0.65
Kohl Open	0.69	0.88	0.92	0.75	0.50	0.92	0.66	1.00	0.78
Madison Elementary	0.62	0.71	0.85	0.60	0.11	0.81	0.76	0.58	0.63
Marshall Elementary	0.61	0.68	0.73	0.58	0.12	0.67	0.58	0.78	0.59



School	Instructional Spaces	Safety & Security	Presence	Assembly	Extended Learning	Organization	Community	Environmental Quality	Total EA Score	
	Weight	1	1	0.5	0.5	0.5	0.5	0.25	0.25	
McKinley Elementary	0.52	0.56	0.79	0.53	0.11	0.53	0.47	0.72	0.52	Poor
Merlo Env Tech	0.56	0.76	0.66	0.48	0.09	0.64	0.31	0.78	0.56	Average
Monroe Elementary	0.59	0.80	0.74	0.53	0.14	0.72	0.28	0.67	0.60	Good
Montezuma Elementary	0.68	0.81	0.76	0.53	0.24	0.72	0.52	1.00	0.67	
Nightingale Elementary	0.54	0.57	0.54	0.43	0.00	0.72	0.28	0.68	0.49	
Pacifica Law Academy	0.57	0.60	0.51	0.00	0.03	0.83	0.31	0.72	0.47	
Peyton Elementary	0.71	0.77	0.86	1.00	0.38	1.00	0.63	0.87	0.77	
Pittman Elementary	0.77	0.83	0.94	0.80	0.35	1.00	0.77	1.00	0.80	
Pulliam Elementary	0.53	0.69	0.41	0.53	0.11	0.83	0.50	0.67	0.55	
Rio Calaveras Elementary	0.65	0.21	0.50	0.63	0.18	0.72	0.91	0.92	0.52	
Roosevelt Elementary	0.68	0.80	0.88	0.42	0.38	0.89	0.68	0.78	0.69	
San Joaquin Elementary	0.65	0.70	0.88	0.68	0.27	1.00	0.53	0.78	0.69	
School for Adults	0.76	0.76	0.68	0.58	0.00	0.83	0.67	1.00	0.66	

School	Instructional Spaces	Safety & Security	Presence	Assembly	Extended Learning	Organization	Community	Environmental Quality	Total EA Score
	Weight 1	Weight 1	Weight 0.5	Weight 0.5	Weight 0.5	Weight 0.5	Weight 0.25	Weight 0.25	
SECA	0.56	0.56	0.82	0.33	0.15	1.00	0.38	0.75	0.57
Spanos Elementary	0.76	0.83	0.97	0.75	0.14	0.75	0.58	0.96	0.73
Preschool Autism Assessment Center	0.57	0.20	0.57	0.00	0.00	0.17	0.07	0.58	0.29
Stagg High	0.47	0.62	0.82	0.66	0.06	0.72	0.79	0.48	0.56
Stockton High School	0.44	0.53	0.59	0.38	0.11	0.33	0.19	0.78	0.43
Stockton Skills	0.55	0.80	0.64	0.46	0.11	0.89	0.47	0.50	0.59
Taft Elementary	0.51	0.59	0.48	0.47	0.03	0.53	0.67	0.67	0.49
Taylor Elementary	0.64	0.68	0.67	0.58	0.00	0.72	0.34	0.67	0.57
Primary Years Academy Elementary	0.73	0.83	0.91	0.70	0.56	0.92	0.74	1.00	0.79
Van Buren Elementary	0.52	0.70	0.64	0.37	0.07	0.83	0.34	0.61	0.54
Victory Elementary	0.58	0.68	0.84	0.85	0.08	0.72	0.76	0.89	0.65
Walton Special Center	0.80	0.88	0.86	0.22	0.00	0.72	0.54	0.83	0.65
Washington Elementary	0.70	0.60	0.73	0.32	0.26	0.83	0.44	0.89	0.60



Facility Condition Assessment

Perkins Eastman’s subcontractor, AECOM assessment teams conducted building assessments of each of the SUSD active facilities. The walk-through surveys were based on ASTM E2018-15, Standard Guide for Property Condition Assessments: Baseline Property Condition Assessment Process, which included qualified personnel (architects, engineers) conducting visual observations to obtain information on material building systems, components, and site attributes.

The holistic and comprehensive building assessments focused on the following components:

- Building Envelope: foundation, roofs, walls, window systems, exterior doors, civil/structural components
- Interior Systems: walls, doors, flooring, ceiling, hardware, architectural components
- Fire/Life Safety issues
- Heating, Ventilation and Air Conditioning
- Electrical and Electrical Distribution
- Plumbing Systems
- Fire Protection
- Elevator Systems
- ASTM 2018-15 ADA Assessment & Preliminary code analysis

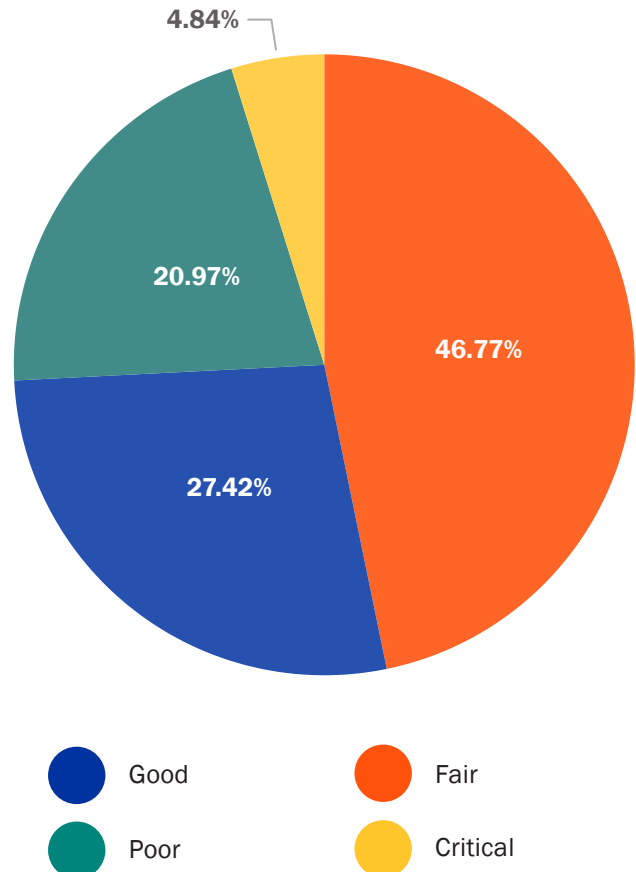
After collecting existing deficiency information in the field, the assessment teams finalized deficiencies and summarized recommendations for repair/replacement actions. The assessors evaluated each facility to determine if there is sufficient physical evidence to warrant complete replacement of the system versus repairing only portions of the system. Factors considered in this decision include system age, expected design life of the system, remaining useful life of the system, and severity and degree of observed deficient conditions. If complete system replacement is not deemed warranted given the information at hand, the assessors further develop the initial recommendations to remedy the observed deficiencies. The results of the analysis were provided to cost estimators to prepare itemized cost

estimates for the suggested remedy of the physical deficiencies that were observed. Cost estimates were then generated to correspond to an entire system replacement (where recommended) and/or to address the specific recommendations developed to remedy the deficiencies.

Sensible, bundled projects are developed from identified deficiencies with associated costs attached to provide a better understanding of the full costs of planned projects.

Overall school scores were developed by adding the weighted scores of the system categories. Based on these assessments 27.5% of schools were rated good, 46.7% were rated fair and 20.9% and 4.8% of schools were rated poor and critical.

Fig: 25. FCA Assessment Scores by School



4.0 | Indoor Air

Quality Assessment

1 | Methodology

2 | Findings

Indoor Environmental Quality (IEQ) consists of a complex relationships of several factors that impact the well-being of occupants within a building.

Over the years, research has established direct correlations between building design and the well-being of students and teachers. IEQ has specifically been shown to have an impact on human health and academic performance^{1 2 3}. For example, a study found that students in daylight classrooms progressed 20% faster on mathematics tests and 26% faster on reading tests than students in windowless classrooms⁴. IEQ-focused renovations have also been connected to long-term academic performance⁵. Some researchers also suggest learning disorders may develop as a result of insufficient acoustic conditions⁶.

Research has also demonstrated that IEQ varies from building to building, and that air quality is correlated with the socioeconomic status of the community in which the school is located, because the proximity to industrial sites and neighborhoods with less greenery affect outdoor air conditions⁷. Through cross-sectional studies, researchers has also found associations between indoor air quality and educational outcomes specifically for

carbon dioxide (CO₂) and temperature. “Approximately one third of surveyed school administrators who have implemented IAQ programs have reported fewer asthma attacks, fewer visits to the school nurse, and lower absenteeism”⁸.

¹Al Horr, Y., Arif, M., Kaushik, A., Mazroei, A., Katafygiotou, M., and Elsarrag, E. (2016). Occupant productivity and office indoor environment quality: A review of the literature. *Building and environment*, 105, 369-389.

²Redlich, C. A., Sparer, J., and Cullen, M. R. (1997). Sick-building syndrome. *The Lancet*, 349(9057), 1013-1016.

³Seppänen, O. A., and Fisk, W. (2006). Some quantitative relations between indoor environmental quality and work performance or health. *HVAC&R Research*, 12(4), 957-973.

⁴Heschong Mahone Grou(1999). *Daylighting in Schools: An Investigation into the Relationship Between Daylighting and Human Performance Condensed Report*.

⁵Stafford, T. M. (2015). Indoor air quality and academic performance. *Journal of Environmental Economics and Management*, 70, 34-50.

⁶Bottalico, P., and Astolfi, A. (2012). Investigations into vocal doses and parameters pertaining to primary school teachers in classrooms. *The Journal of the Acoustical Society of America*, 131(4), 2817-2827.

⁷WHO Regional Office for Europe. (2015). *School environment: Policies and current status*. https://www.euro.who.int/__data/assets/pdf_file/0009/276624/School-environment-Policies-current-status-en.pdf

⁸Magzamen, S., Imm, P., Amato, M. S., Havlena, J. A., Anderson, H. A., Moore, C. F., and Kanarek, M. S. (2013). Moderate lead exposure and elementary school end-of-grade examination performance. *Annals of Epidemiology*, 23(11), 700-707.

Methodology

The study captured IEQ data during the buildings' heating season, as close to peak winter conditions (i.e., December - February) as possible, to best assess how each building performed. It is important to look at how the buildings respond during the extreme seasons (i.e., when there is a greater differential between indoor and outdoor temperatures) because it is relatively easy to maintain a thermally comfortable environment when it is 70°F outside, but extreme winter and summer conditions can truly showcase how well, or not well, a building is able to maintain a quality indoor environment.

In each school, on-site measurements were captured over at least a consecutive four-day period during weekdays when the school was in session to allow multiple days of data to be collected so the researchers could establish an average condition.

The following sensors were deployed in two representative classrooms at the school. Additionally, when portable classrooms were used for instruction, a similar set of sensors was deployed in those classrooms compare with IEQ at permanent classrooms.

Acoustics: To assess acoustics, sound levels (decibels, dBA) were collected using a Tenma 72-947 data logging sound meter. Sound level measurements were divided into “occupied” and “unoccupied” hours so average background noise levels could be evaluated separately from occupied noise levels.

Thermal Comfort: Air temperature and humidity were measured using the HOBO MX1102A data logger.

Air quality: To assess air quality, two sensors were used: a HOBO MX1102A to track CO₂ levels and a PurpleAir PA-II to track particulate matter (PM 10/2.5). Although CO₂ levels alone are not necessarily comprehensive indicators of air quality, they are indicators of ventilation effectiveness and, therefore, can be reflectors of air quality¹.

¹National Education Association. (n.d.). How to Evaluate Building Ventilation Using Carbon Dioxide Monitors. https://www.nea.org/sites/default/files/2022-05/How%20to%20Evaluate%20Building%20Ventilation_0.pdf

Findings

% Of schools where average background noise levels were above recommended limit

Average background noise	% Of schools
More than 40 dBA	42%
Less than or equal to 40 dBA	58%

% Of schools where average CO₂ levels were above recommended limit

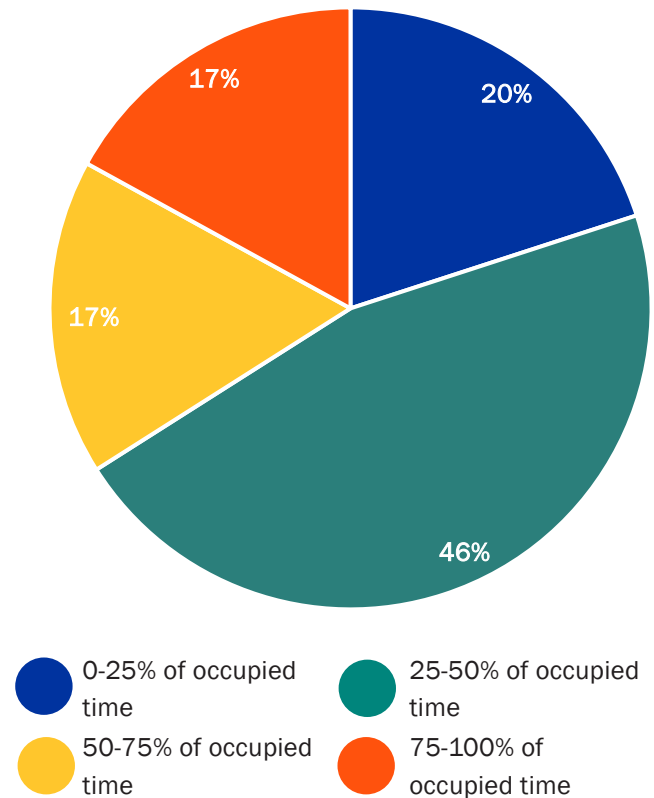
Average CO ₂ levels	% Of schools
More than 1290 µg/m ³	20%
Less than or equal to 1290 µg/m ³	80%

% Of schools where average PM_{2.5} levels were above moderate AQI level

Average PM _{2.5} levels	% Of schools
More than 35.4 µg/m ³	8%
Less than or equal to 35.4 µg/m ³	92%

Thirty four percent of schools with deployed Indoor Environmental Quality (IEQ) sensors experienced temperatures outside the recommended thermal comfort range (i.e., 68°F-75°F) for at least half of the school day during the measurement period. Twenty percent of schools exceeded the recommended CO₂ threshold for spaces occupied by the general population. The threshold is defined as 1290 µg/m³, which is 800 µg/m³ above the assumed outdoor air level of 410 ppm. 8% of the schools had average particulate matter (PM_{2.5}) levels exceeding 35.4 µg/m³. This threshold suggests that unusually sensitive groups should consider reducing prolonged exposure. The high percentage of schools outside the thermal comfort range and with elevated CO₂ levels likely indicates that older HVAC systems are not functioning at optimal operational levels. These systems may be struggling to effectively regulate temperature and provide adequate fresh air circulation. The relatively

Fig: 28. % Of time outside of thermal comfort



low percentage of schools exceeding PM_{2.5} thresholds (only 8%) suggests that current maintenance programs for replacing air filters are largely successful in reducing particulate matter inside schools. The elevated CO₂ levels in 20% of schools point to potential issues with fresh air intake and circulation, which could be due to outdated or poorly maintained ventilation systems.

Forty two percent of measured schools had average background noise levels above 40 dBA, a LEED V4 prerequisite. This can mostly be attributed to sound absorptive materials in the classrooms as well as noise generated by the HVAC systems.

Analysis of thermal comfort in educational settings reveals that portable classrooms fell outside the acceptable range for 51% of the school day, compared to 45% for permanent structures. This disparity can be attributed to several factors: the HVAC systems employed, construction materials and insulation quality, and the typical placement of portable units on exposed hardscape areas lacking shade. Despite these thermal comfort challenges, portable classrooms exhibited lower average PM_{2.5} levels, likely due to the installation of newer air filtration units in these spaces.

Buildings constructed or modernized before 1990 consistently underperform across all categories. Notably, more recent modernization efforts have not yielded improvements in IEQ compared to buildings updated post-1990. While modernization projects can enhance occupant comfort in pre-1990 structures, these findings underscore the need for a more targeted approach. Particular attention should be given to upgrading HVAC systems and carefully selecting building materials to achieve meaningful advancements in indoor environmental quality.

Fig: 26. % Of time outside of thermal comfort

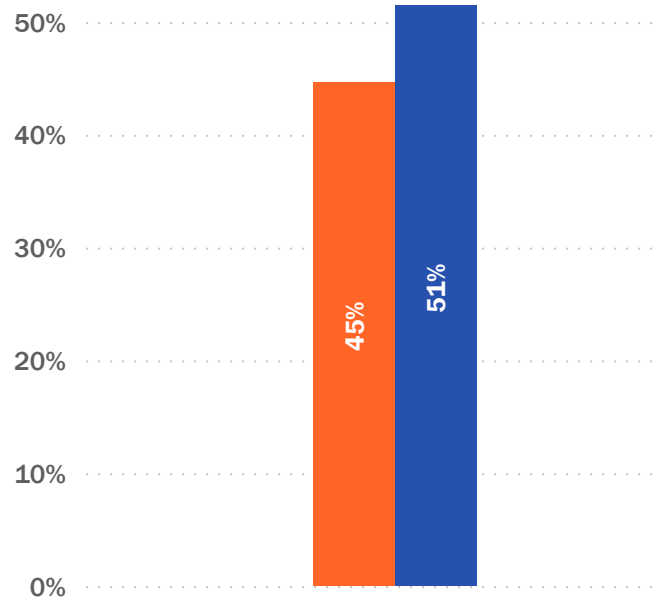


Fig: 27. Average PM_{2.5} Levels

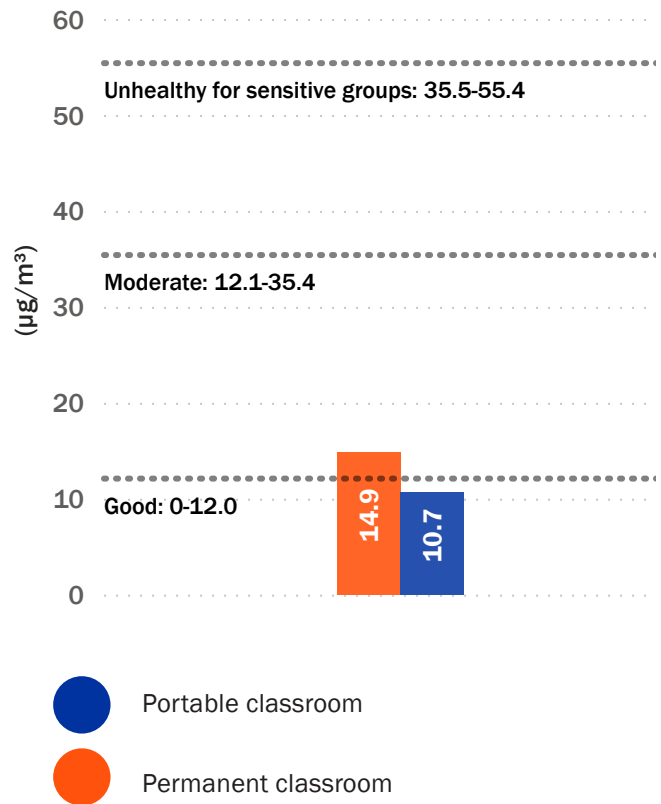
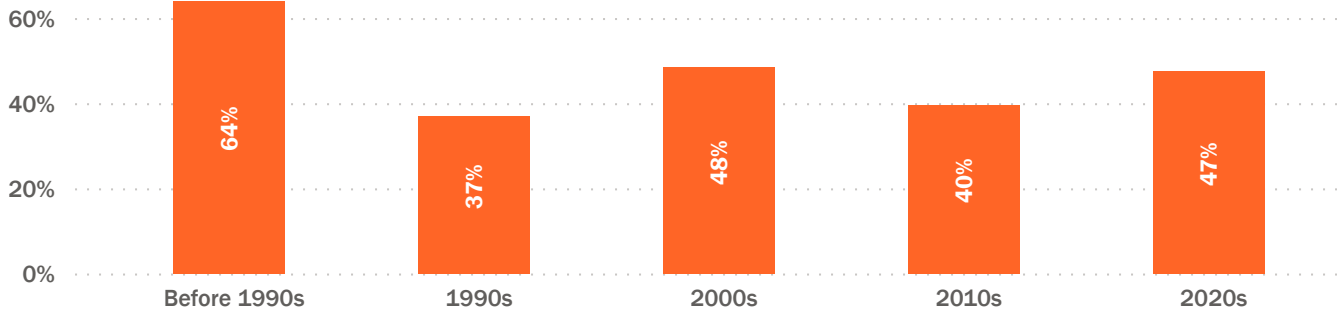
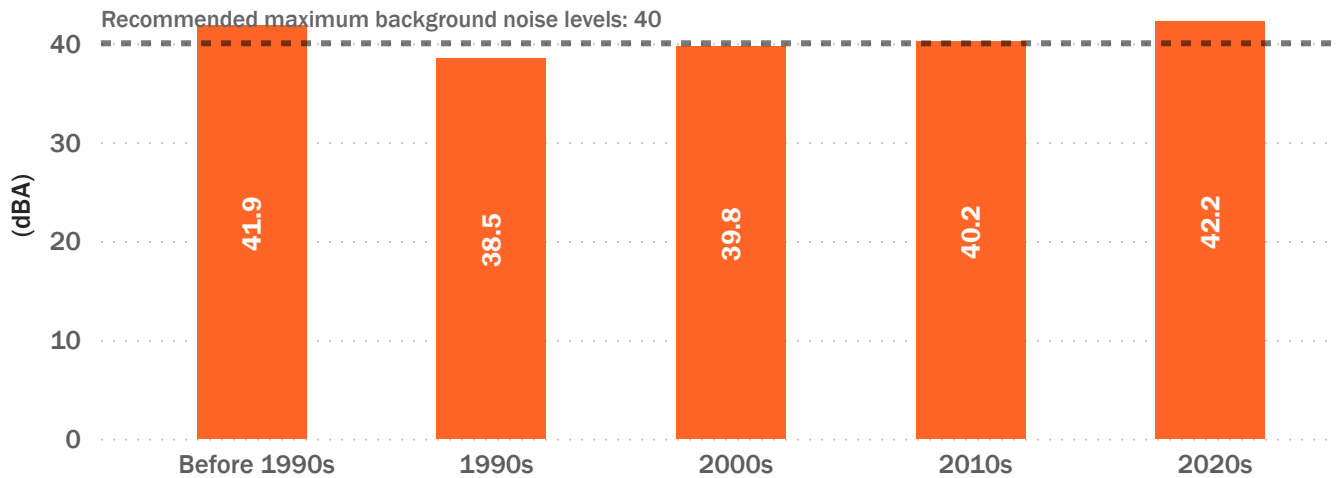


Fig: 30. IAQ performance by building age

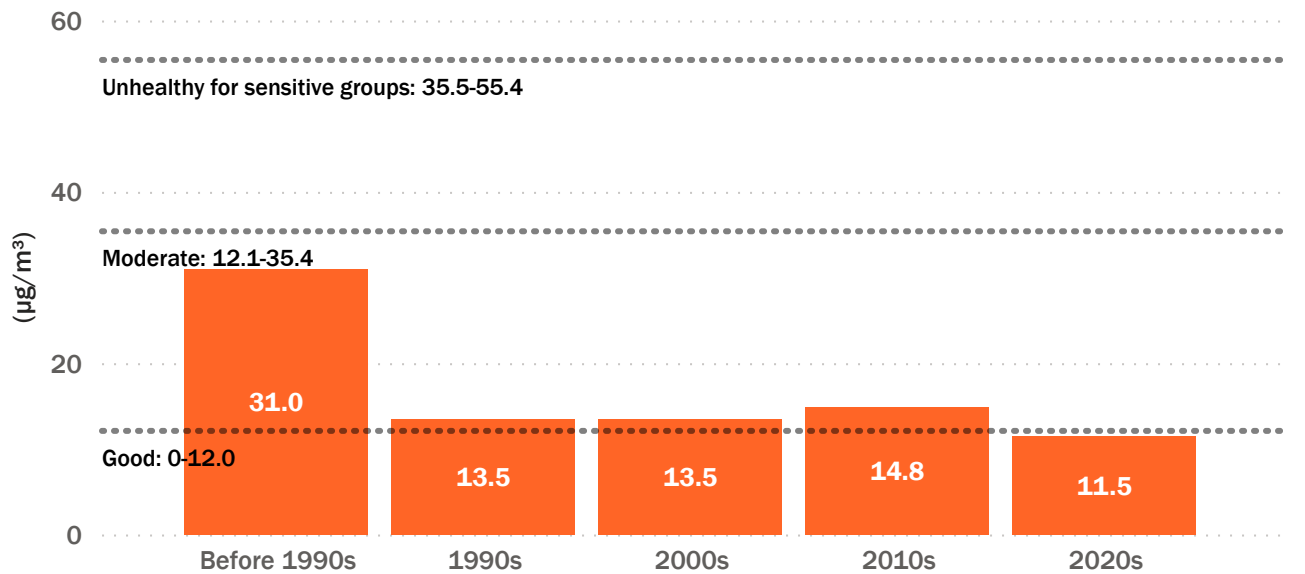
% of time the temperature is OUTSIDE recommended thermal comfort



Average background noise levels

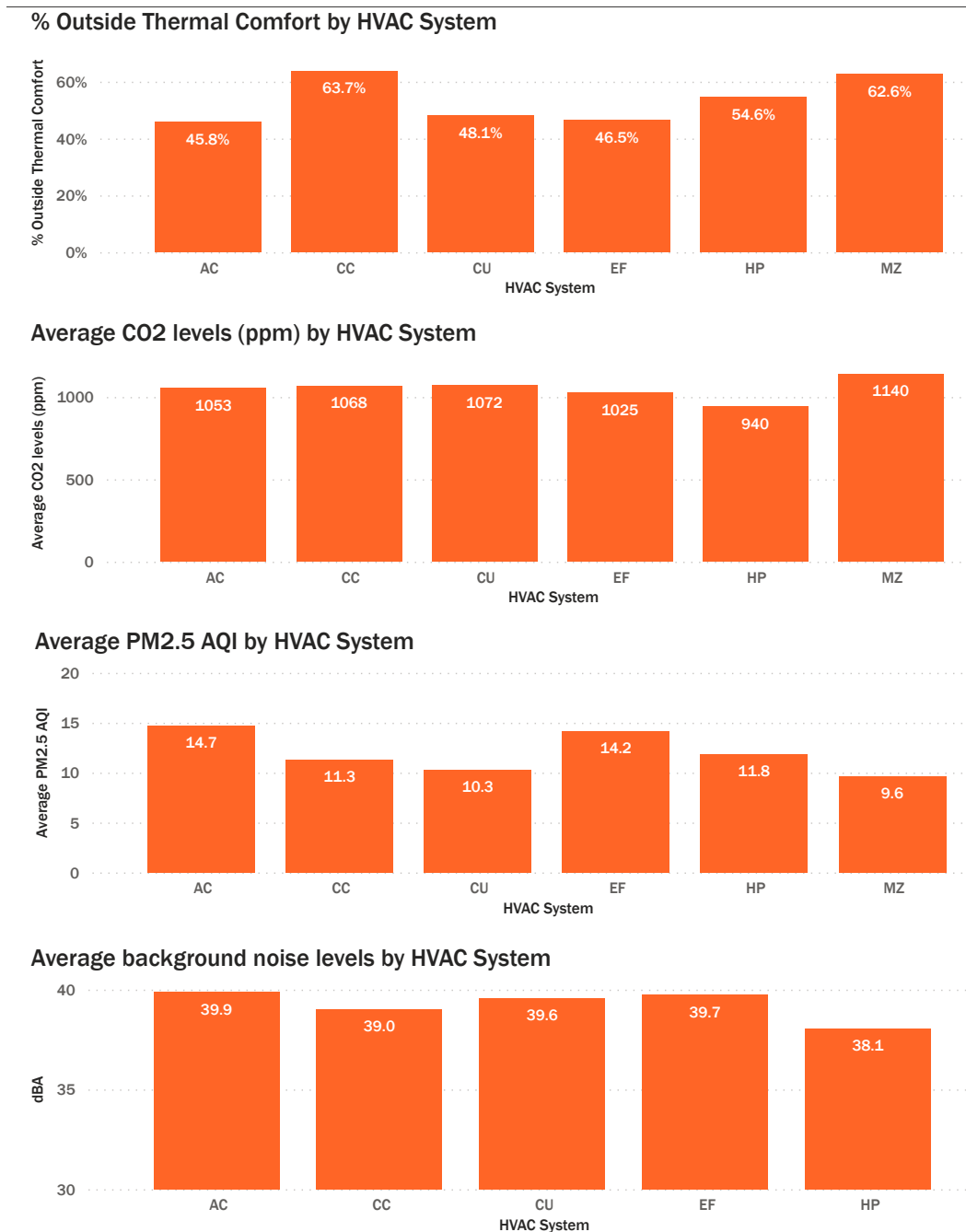


Average PM2.5



HVAC units associated with multi-zone systems had the lowest thermal and fresh air intake performance and packaged and AC units performed poorly in air filtration and background noise generation.

Fig: 29. IAQ performance by HVAC system



- AC - Packaged Air Conditioning Unit
- CC - Cooling Coil
- CU - Condensing Unit
- HP - Air cooled heat pump
- EF - Exhaust Fan
- CH - Chiller
- FC - Fan Coil
- PU - Pump
- FF - Furnace
- SF - Supply fan
- TF - Transfer fan
- EV - Energy recovery ventilator
- BB - Baseboard heater
- MZ - Multizone air handling unit

5.0 | Strategies

- 1 | Graduation Requirements**
- 2 | Portables Replacement**
- 3 | Extended Learning Environment**
- 4 | Facility Parity**
- 5 | Education Specifications**

Graduation Requirements

The Stockton Unified School Board unanimously approved Board Policy CSBA Policy BP 6146.1 High School Graduation Requirements. This policy increases expectations and aligns high school graduation with the UC A-G requirements, ensuring that all students graduate college-, career-, and community-ready. Implementation of this policy begins with the Class of 2024, with adjustments made annually through the Class of 2029.

Currently, all four comprehensive high schools within the District lack a sufficient number of science labs and science rooms to enable students to meet these new graduation requirements. Additionally, there is a lack of standardization in these rooms across the schools, with significant variations in room sizes and amenities, and many rooms are less than 1,000 square feet; typical lab sizes for 32 students is 1,400 – 1,600 SF. A key recommendation of this master plan is to undertake modernization and new construction projects to increase the number of science rooms at high schools and ensure standardization of these spaces.

Science Lab/Room Needs to Meet the Graduation Requirements				
	Cesar Chavez HS	Edison HS	Franklin HS	Stagg HS
Science Lab/ Science Rooms Needed	13	13	12	10
Science Lab/ Science Rooms Available	6	9	8	8
Additional Rooms Required	7	4	4	2
Science Lab/Science Rooms Less than 1000 SF	0	1	1	2
Total Science Labs Required	7	5	5	4

Loading standards

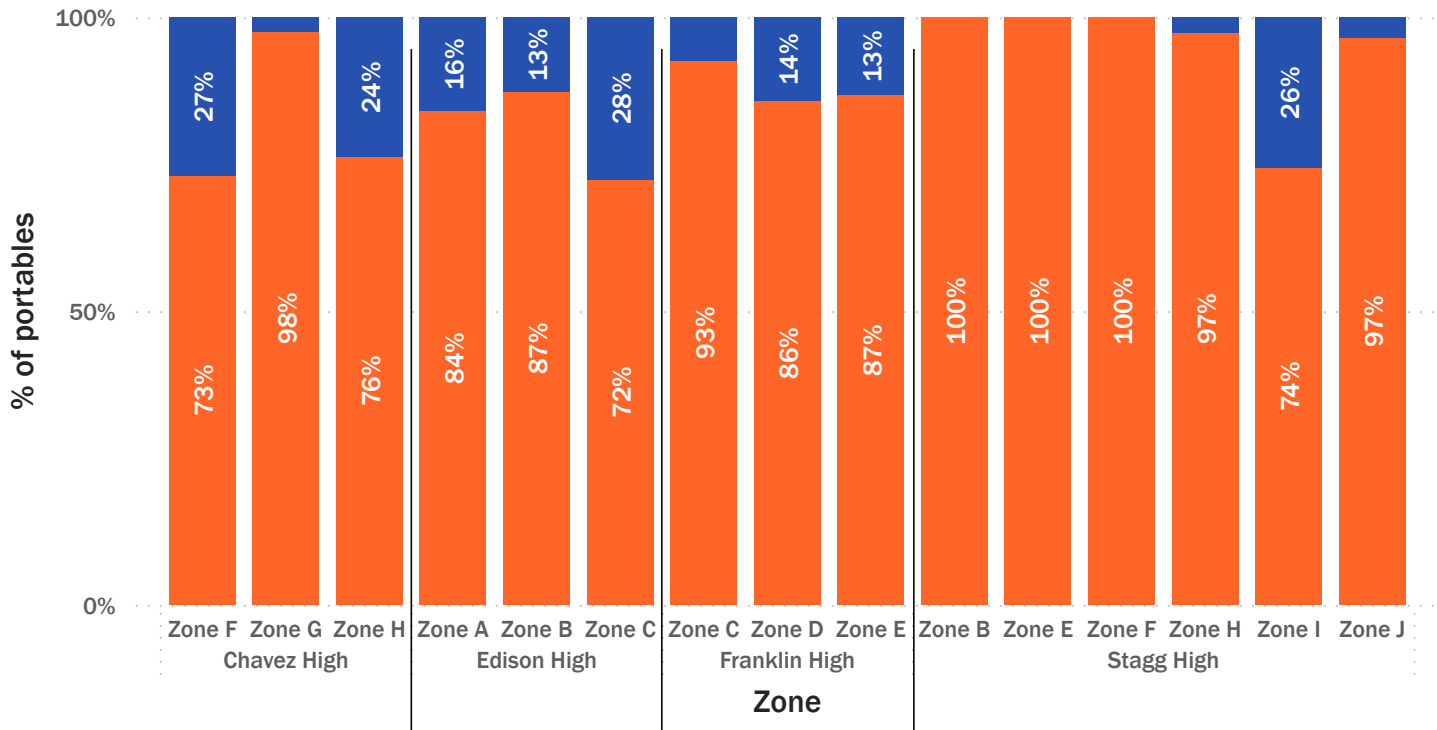
Science Lab – 30 students per room

Science room – 32 students per room

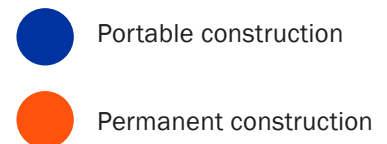
STRATEGIES

Portables Replacement

Fig: 31. % Of Portables by High School and Zone



Throughout the engagement process, stakeholders emphasized the desire to reduce the number of portables used as instructional spaces. While portables allow the District to quickly mobilize additional space to meet rapidly changing needs, they often outlive their original intent and become a permanent fixture on campuses. 54% of the portables are at or nearing the end of their expected useful life cycle. The team recommends a strategic reduction in the total inventory of portable classrooms by removing portables these portables and replacing them with permanent structures on site.



Note: Zones - Elementary School Attendance Area boundaries, refer to 2023/24 Enrollment Projections by Schoolworks for extents

Extended Learning Environment

As noted in the educational adequacy assessment on Page 25, the extended learning environment score district-wide is low, primarily due to the lack of outdoor classrooms with necessary infrastructure. To address this, there is currently an initiative to install shade structures at all school sites and ELOP facilities. By extending power to these areas and furnishing them with outdoor furniture, these spaces can be transformed into functional outdoor learning environments and informal gathering spots.

Facility Parity

Space Use

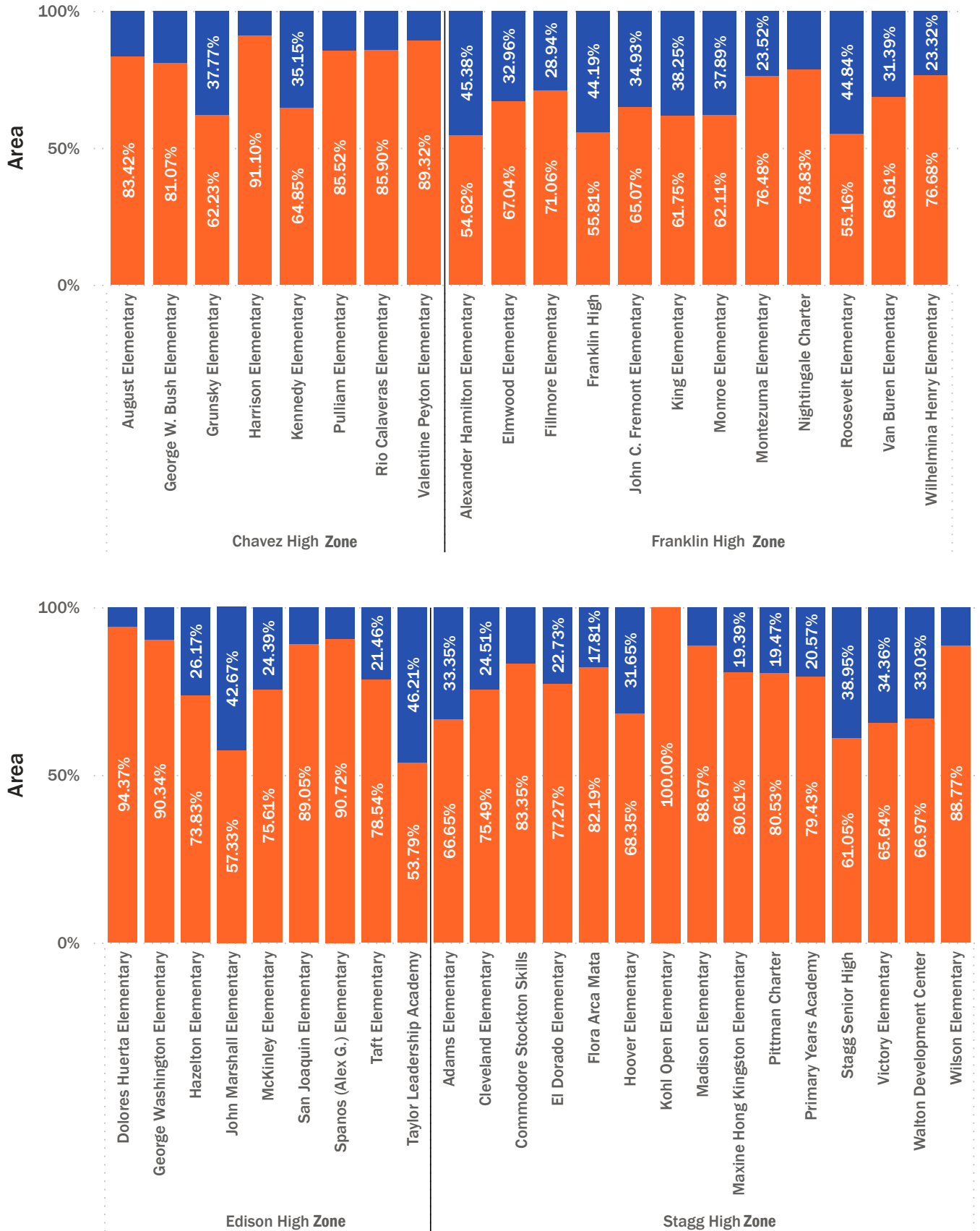
The programmatic capacity and building utilization informs how each school is utilizing their campus, but don't always clearly identify how the campuses are being used. By analyzing the square footage by use and evaluating classroom use vs non-classroom use, we can identify if there are any schools that are oversaturated with one use over others.

For example, if a school is almost exclusively using their campus for traditional classroom instruction, we can hypothesize that they are lacking spaces for enrichment, wrap around supports, and administrative space. The plot below identifies what percent of each SUSD is utilizing their building by comparing classroom use vs non-classroom use.

Figure 32 illustrates that there is general alignment across most schools, but there are several schools that have a higher number of classroom use and a handful of schools that have more non-classroom space use than others.

Fig: 32. Resource room availability by High School and Room Category

Room category ● Classrooms ● Resource Rooms



Multi-purpose Space

Access to large group gathering spaces varies across the District. By analyzing the square footage associated with gym, cafeteria, and multi-purpose space against the school enrollment, we are able to identify if schools are lacking in large group space compared to other schools, or if there schools that have extra space on their campus, which may open up re purposing opportunities in the future.

Figure 33 shows the available large group space (Y axis) against the school enrollment (X axis). If schools are above the upper dashed line, it indicates that they have more space than industry standard and could be candidates for space re-purposing.

If schools are below lower the line, it indicates that schools may need additional space to meet 21st century standards for cafeteria and gymnasium space. It is important to note that intentionally designed outdoor space that could be leveraged for extra gym or dining spaces are not counted in this analysis, but could be options for SUSD to explore during the improvements identification process.

Education Specifications

“A true educational specification is a dynamic, visionary document reflecting activities that engage students. The educational vision must reflect specific needs within the community so the educational program must grow out of dialogue with all user groups.” - Quote from the Council for Educational Facility Planners International, *Creating Connections Publication*

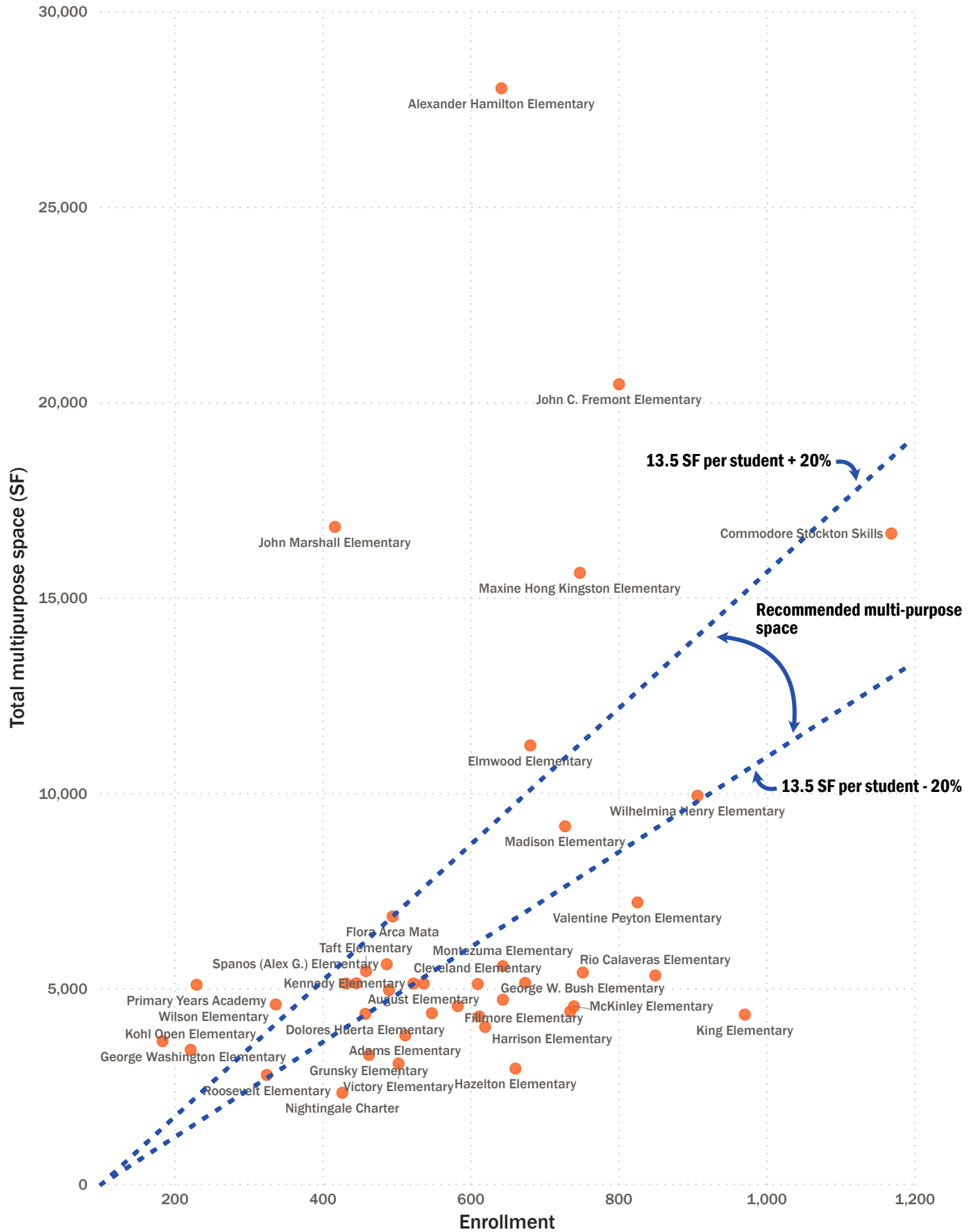
The intention of an Educational Specification is to provide a linkage between facility spaces and the activities to be supported in each space. The document provides space diagrams illustrating the preferred adjacencies, a narrative describing architectural elements, a range of square footages and other planning and design considerations. This criteria will be referenced by the architect when a proposed project (new or modernized) is identified in the FMP. It is an initial guideline and we recommend that the applicable department stakeholders, users and M&O staff be engaged in the proposed planning recommendations and take part in the review the Basis of Design documents. As the plans evolve there may be improvements and adjustments to the Ed. Specs. and other District standards.

The Ed. Specs. are a guideline for a standard. They paint an aspirational goal for how the campus and facility can

better support teaching and learning. However, it fully acknowledges that every space and grounds will not be able to be transformed to meet this standard for various constraints and or applicability of the standard to each school. Ed. Specs. instead are an aspiration to help shift the design of physical learning environments toward innovation. By using the Ed. Specs. at the beginning of project, during programming and scope verification phase, each school planning committee will envision these goals as an extension of a District-wide goal to provide parity and quality facilities at all schools in SUSD.

Refer to Appendix for the SUSD Education Specifications.

Fig: 33. Total Multi-purpose Space per Student at Elementary Schools



6.0 | Project

Prioritization

1 | District-wide Initiatives and Funding Sources

2 | Prioritization Framework

3 | Projected Need

4 | Prioritization Framework

5 | Next Steps

District-wide Initiatives and Funding Sources

SUSD has secured various funding sources to improve their facilities, including support for after-school programs, better air quality and comfort in classrooms, shade structures to cool outdoor play areas, enhanced operational performance, energy efficiency, and resilience. They're also improving some of the visual and performing arts facilities.



One-time stimulus funding (ESSER) authorized by the Federal Government. SUSD is a recipient of these funds to support District and site level projects that prevent, prepare for, or respond to the COVID-19 pandemic. Some of the facility upgrades completed or under approval are:

- Heating, ventilation and air conditioning (HVAC) upgrades a number of kitchens. HVAC District-wide Assessment of all school sites; work conducted by 15,000 Inc.
- Roof replacement at 5 facilities at critical need
- Bottle filling stations at all school sites
- New shade structures at 48 schools
- The last round of funding, ESSER III, are set to expire September 30, 2024. For more about the ESSER funds and SUSD projects, [click here](#).



Visual and Performing Arts grant and planning is underway to improve some secondary level theaters in the District.



Assembly Bill (AB) 86 Expanded Learning Opportunities Program (ELOP) received grants to add facilities at 40 elementary school sites to support their program needs.



LED Lighting upgrades to reduce energy consumption and improve quality of the classroom learning environments



Photovoltaic panels and battery storage at 32 sites, to help reduce operational costs and improve resiliency.



Water saving upgrades planned for 2024 using the CalShape grant.



Paging and bell upgrades and video intercom installation is currently in progress at multiple sites across the District.

Prioritization Framework

Based on guiding principles and feedback from stakeholders, the following framework was developed to use a data-driven approach to prioritize schools and projects. To identify schools in need of critical investment and compare them relative to one another, all schools were assessed and ranked in the categories shown in the adjoining table. The focus areas are also listed in order of their alignment with the priorities of the District and weighted accordingly.

Projects at each school site were categorized based on their ability to address needs in specific focus areas. These categories were assigned weights to reflect priorities aligned with stakeholder feedback. The projects were then ranked according to their weighted scores, helping to identify critical initiatives:

- Address health and safety deficiencies - 20%
- Address security deficiencies - 30%
- Prioritize campuses that are eligible for state funding or alternate sources for funding to obtain future fund reimbursement - 5%
- Addressing building system deficiencies (e.g weather tight envelop, HVAC, electrical, plumbing and sewer) - 20%
- Ensure student equity and accessibility to programming and resources - 5%
- Address curriculum support deficiencies - 20%

Projects were classified as future unfunded projects for long-term investment consideration as they did not address a core deficiency at the site. This structured approach ensures that the most urgent and impactful projects are addressed first, aligning with the District's commitment to strategic resource allocation and continuous improvement.

Sites with building built before 1980 have a percentage of costs reserved for potential hazamat remediation.

School Prioritization Categories	
Focus Area	Metric Assessed
Safety	EA security score and known safety and security deficiency
Building Conditions	Facility Conditions Assessment Score
Educational Adequacy	EA Score
Critical Program Deficiency	Science Lab/Science room shortages
Equitable Investment in Schools	% Of students eligible for free and reduced price meals
Portable reduction	% Of portables that need to be replaced

Fig: 34. Prioritization Framework

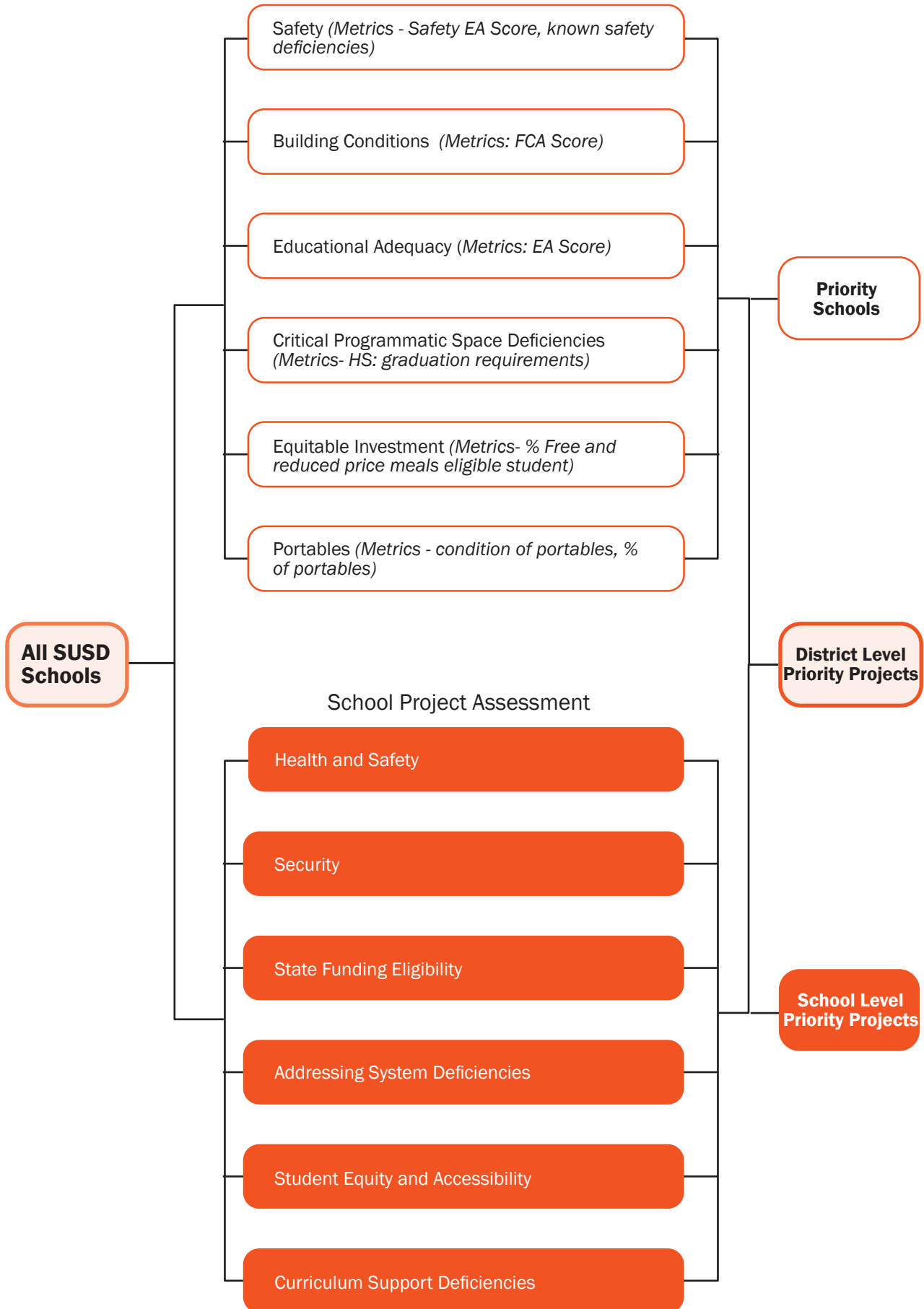


Fig: 35. School Priority Ranking

School Site Deficiency Score (Higher the score greater the need)

Rank	School	School Type	Safety & Security (25%)	Critical Program Deficiency (25%)	Building Conditions (20%)	Educational Adequacy (15%)	Equity (10%)	% Portables (5%)
1	Stagg Senior High	High	7	10	8	7	2	0
2	Wilson Elementary	Elementary	10	0	10	10	5	9
3	McKinley Elementary	Elementary	9	0	10	9	6	7
4	Jane Frederick High	Continuation	10	0	8	10	8	0
5	Taft Elementary	Elementary	8	0	10	9	6	8
6	Cleveland Elementary	Elementary	9	0	10	8	5	7
7	Cesar Chavez High	High	8	10	6	3	1	0
8	El Dorado Elementary	Elementary	9	0	8	9	7	6
9	Elmwood Elementary	Elementary	7	0	10	10	3	9
10	Fillmore Elementary	Elementary	6	0	10	8	8	9
11	Pacific Law Academy	High	8	0	10	10	0	9
12	Edison High	High	6	10	3	5	3	5
13	Harrison Elementary	Elementary	8	0	10	7	4	8
14	Rio Calaveras Elementary	Elementary	10	0	8	9	1	5
15	Preschool Autism Assesment Center	Special Education	10	0	8	10	0	0
16	George Washington Elementary	Elementary	8	0	8	5	9	7
17	Alexander Hamilton Elementary	Elementary	8	0	8	8	7	0
18	Taylor Leadership Academy	Elementary	5	0	10	6	8	9
19	Nightingale Charter	Elementary	8	0	8	9	4	0
20	Stockton Early College Academy	High	9	0	8	7	0	6
21	Franklin High	High	6	10	3	2	2	0

School Site Deficiency Score (Higher the score greater the need)

Rank	School	School Type	Safety & Security (25%)	Critical Program Deficiency (25%)	Building Conditions (20%)	Educational Adequacy (15%)	Equity (10%)	% Portables (5%)
22	Hoover Elementary	Elementary	6	0	10	5	4	8
23	Dolores Huerta Elementary	Elementary	10	0	3	7	9	0
24	Pulliam Elementary	Elementary	5	0	8	8	5	9
25	Van Buren Elementary	Elementary	5	0	8	8	9	0
26	August Elementary	Elementary	4	0	10	4	9	8
27	Hazelton Elementary	Elementary	4	0	10	8	7	0
28	Victory Elementary	Elementary	5	0	10	4	6	6
29	Weber Institute	Alternative Schools of Choice	7	0	8	6	3	0
30	John Marshall Elementary	Elementary	6	0	8	6	5	0
31	Monroe Elementary	Elementary	2	0	10	5	8	8
32	Stockton High	High	9	0	3	10	1	0
33	Edward C. Merlo Institute of Environmental Studies	Alternative Schools of Choice	3	0	10	7	2	7
34	Adams Elementary	Elementary	10	0	3	4	4	0
35	John C. Fremont Elementary	Elementary	3	0	8	6	6	5
36	King Elementary	Elementary	4	0	8	3	7	7
37	Grunsky Elementary	Elementary	3	0	8	5	6	6
38	San Joaquin Elementary	Elementary	5	0	8	3	2	5
39	Madison Elementary	Elementary	4	0	8	4	5	0
40	Commodore Stockton Skills	Elementary	3	0	10	6	0	0
41	Roosevelt Elementary	Elementary	2	0	8	2	8	6
42	Montezuma Elementary	Elementary	2	0	8	3	9	0

School Site Deficiency Score (Higher the score greater the need)

Rank	School	School Type	Safety & Security (25%)	Critical Program Deficiency (25%)	Building Conditions (20%)	Educational Adequacy (15%)	Equity (10%)	% Portables (5%)
43	Health Careers Academy	High	7	0	3	5	2	0
44	Kennedy Elementary	Elementary	1	0	8	3	7	5
45	School for Adults	Adult Ed	4	0	8	3	0	0
46	George W. Bush Elementary	Elementary	3	0	8	2	3	0
47	Wilhelmina Henry Elementary	Elementary	5	0	3	2	4	0
48	Walton Development Center	Special Education	1	0	8	4	1	0
49	Spanos (Alex G.) Elementary	Elementary	2	0	3	2	10	0
50	Maxine Hong Kingston Elementary	Elementary	1	0	8	1	3	0
51	Pittman Charter	Elementary	2	0	3	1	6	0
52	Valentine Peyton Elementary	Elementary	3	0	3	1	0	0
53	Primary Years Academy	Elementary	2	0	3	1	0	0
54	Kohl Open Elementary	Elementary	1	0	3	1	0	0
55	Flora Arca Mata	Elementary	0	0	3	0	3	0

Projected Need

The engagement, assessments and strategies were synthesized to develop a comprehensive list of needs and associated costs for the District. This is estimated to be **\$1.85B - \$2.46B** to address architectural deficiencies and an additional **\$536M** to address building system deficiencies. These estimates are based on cost estimates in 2024 and are total costs (direct costs + "soft costs" like planning, design and management). Cost estimates were not developed for sites leased by the District. Given persistent supply chain uncertainties, potential variations in materials and systems, and possible economies of scale, the costs are expressed as a range. A 20 year implementation timeline could potentially increase these costs by **33%** due to escalation. Projects classified as critical needs amount to \$785M-\$1.08B.

Fig: 36. Project Cost by Category

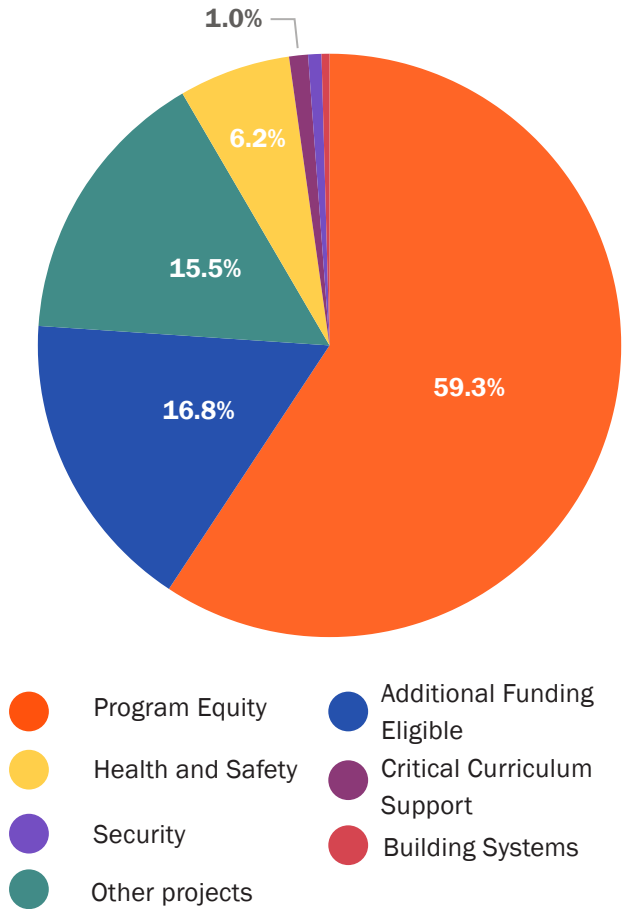
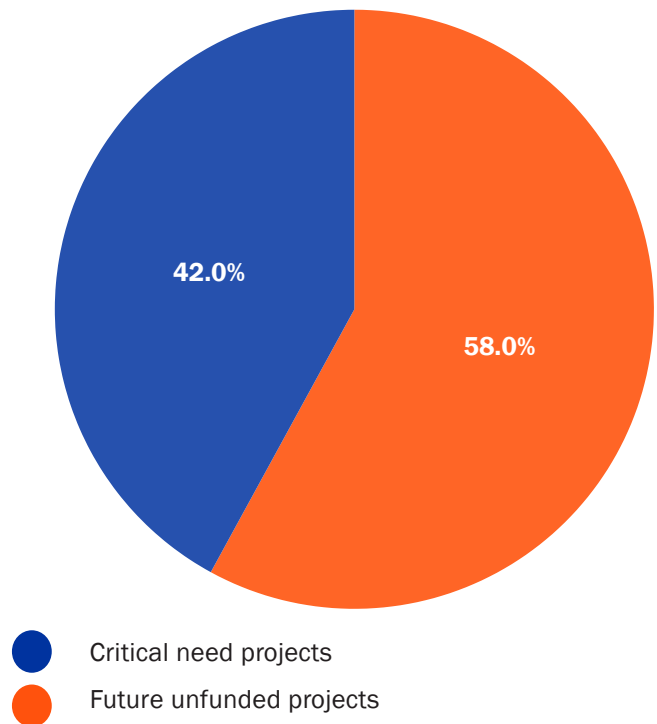


Fig: 37. Project Cost by Category





F
H
S

FRANKLIN HIGH SCHOOL
0
2
FRANKLIN HIGH SCHOOL
CLASS OF

7.0 | Appendix

- 1 | Site Profiles**
- 2 | Education Specifications**
- 3 | State Funding Analysis**

ADAMS ELEMENTARY SCHOOL

Use	Number of rooms	Capacity
ECE	3	72
Grades 1 - 5	11	275
Grades 6 - 8	6	158
Kinder	2	48
Non-Scheduled Classroom	2	
Potential Classroom	1	27
Resource Room	8	
Special Education	3	39
Specialized Classroom	1	27
Total	37	646

Legend

■ Grades 1 - 5	 Permanent Room
■ Grades 6 - 8	 Portable Room
■ Specialized Classroom	● Restrooms
■ Special Ed	 Play Structures
■ ECE	X Y X: GRADE# Y: ROOM#
■ Teacher Spaces / Admin	
■ Resource Room	
■ Non-Scheduled Classroom	
■ Amenity Space	
■ Service	
 Vacant	



Source: GOOGLE MAPS 2024

Adams Elementary

				Cost (2024)	
Project Rank	Future Unfunded Project	Type	Project	Low	High
1		Health and Safety	Upgrade walkways	\$ 239,762	\$ 318,883
1	Yes	Health and Safety	Redo staff parking lot and patch hardcourts	\$ 2,445,566	\$ 3,252,602
1		Health and Safety	Redo drop-off for bus weight	\$ 1,294,712	\$ 1,721,966
4	Yes	Additional Funding Eligible, Program Equity	Classroom Modernizations Rooms 1-17	\$ 5,394,630	\$ 7,174,858
5	Yes	Program Equity	Modernize classroom furniture	\$ 539,463	\$ 717,486
5		Program Equity	New Play structure and ball wall	\$ 119,881	\$ 159,442
5		Program Equity	New Outdoor learning environment	\$ 287,714	\$ 382,660
5		Program Equity	New exterior lunch area outside of MPR	\$ 287,714	\$ 382,660
5	Yes	Program Equity	New student support and Lab building	\$ 7,192,840	\$ 9,566,477
10			Admin Modernization	\$ 1,438,568	\$ 1,913,296
10			MPR Modernization	\$ 959,046	\$ 1,275,531
10			Outdoor Learning- Garden and seating at Quincy	\$ 107,893	\$ 143,498
			Hazmat treatment	\$ 2,409,602	\$ 3,204,770
			Total	\$ 22,717,391	\$ 30,214,129

Excludes escalation. Estimated to be 4% compounded annually.

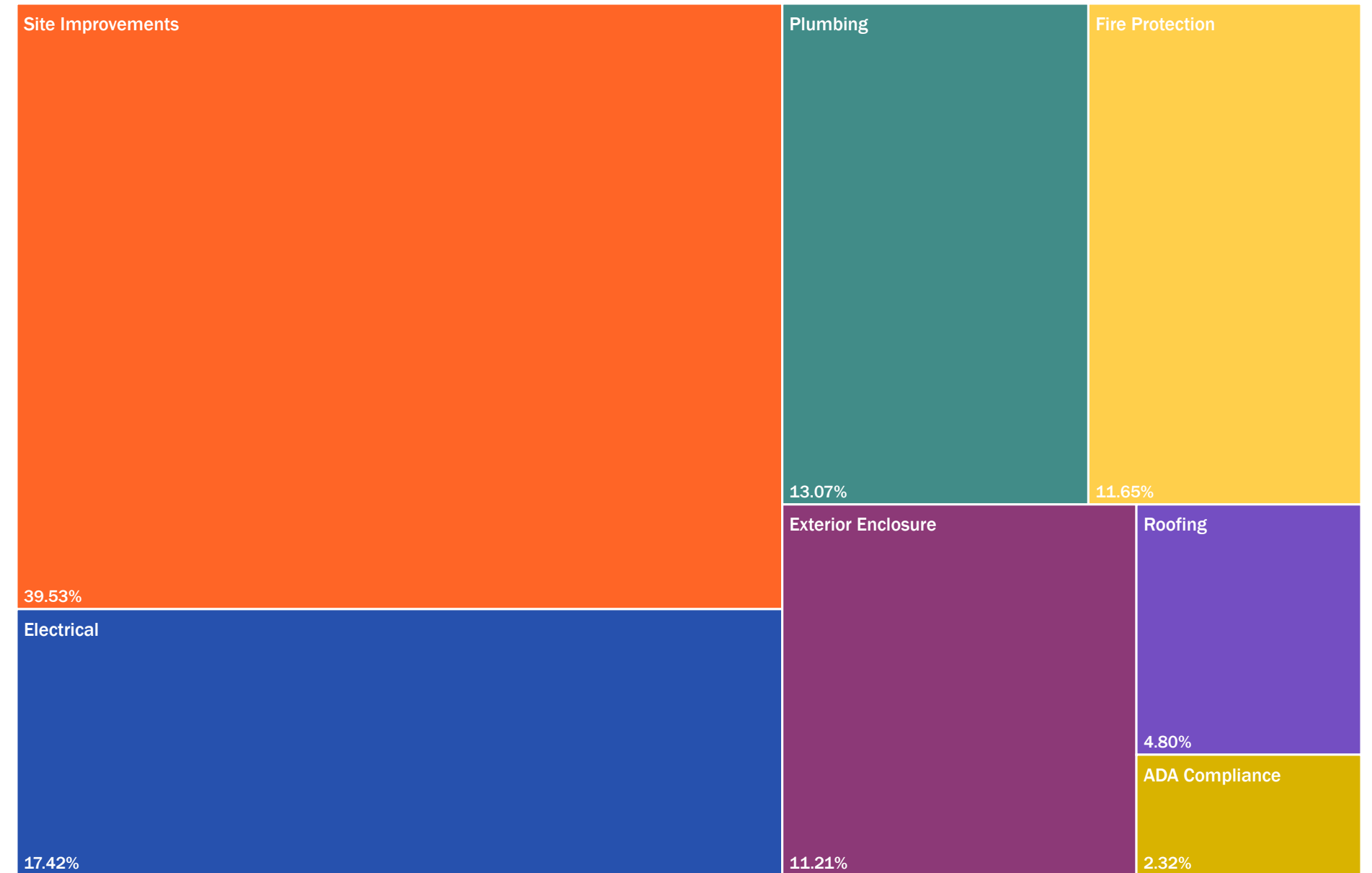
Facility Assessment:

Adams Elementary

Affected System	Total Cost
ADA Compliance	\$134,105
Electrical	\$1,005,698
Exterior Enclosure	\$647,538
Fire Protection	\$672,765
Plumbing	\$754,649
Roofing	\$276,928
Site Improvements	\$2,282,873
Total	\$5,774,556

Building	Total Cost
Admin	\$272,905
Classrooms 1-2	\$276,492
Classrooms 13-17	\$584,052
Classrooms 18-27	\$4,804
Classrooms 3-7	\$709,061
Classrooms 8-12	\$563,235
Multipurpose	\$742,340
North Restroom	\$93,159
Site	\$2,438,995
South Restroom	\$89,514
Total	\$5,774,556

Cost by Category



AUGUST ELEMENTARY SCHOOL

Use	Number of rooms	Capacity
ECE	2	48
Grades 1 - 5	11	275
Grades 6 - 8	6	158
Kinder	2	48
Non-Scheduled Classroom	1	
Potential Classroom	1	27
Resource Room	4	
Special Education	5	65
Total	32	621

Legend

● Grades 1 - 5	 Permanent Room
● Grades 6 - 8	 Portable Room
● Specialized Classroom	● Restrooms
● Special Ed	 Play Structures
● ECE	X Y X: GRADE# Y: ROOM#
● Teacher Spaces / Admin	
● Resource Room	
● Non-Scheduled Classroom	
● Amenity Space	
● Service	
 Vacant	



August Elementary

				Cost (2024)	
Project Rank	Future Unfunded Project	Type	Project	Low	High
1		Health and Safety, Security	New Fencing along west side of site	\$ 395,607	\$ 526,157
2		Security	New PA System	\$ 172,629	\$ 229,596
3		Health and Safety	Drop Off curb cut	\$ 17,983	\$ 23,917
4		Additional Funding Eligible, Program Equity	Modernizations- Existing Building Modernization	\$ 5,394,630	\$ 7,174,858
5	Yes	Program Equity	Modernize classroom furniture	\$ 539,463	\$ 717,486
5		Program Equity	New Play structures	\$ 119,881	\$ 159,442
5		Program Equity	New exterior lunch area outside of MPR	\$ 287,714	\$ 382,660
5	Yes	Program Equity	New Classroom, Library, and Fitness Building	\$ 14,385,679	\$ 19,132,953
5	Yes	Program Equity	Classroom Building- Demo Portables	\$ 311,690	\$ 414,548
10			Admin Modernization	\$ 1,918,091	\$ 2,551,061
10			MPR Modernization	\$ 1,078,926	\$ 1,434,972
10			Outdoor Learning- site upgrades	\$ 107,893	\$ 143,498
10	Yes		Parking expansion along Kenyon St	\$ 503,499	\$ 669,654
10			New Outdoor learning environment	\$ 287,714	\$ 382,660
			Hazmat treatment	\$ 2,589,423	\$ 3,443,932
			Total	\$ 28,110,822	\$ 37,387,394

Excludes escalation. Estimated to be 4% compounded annually.

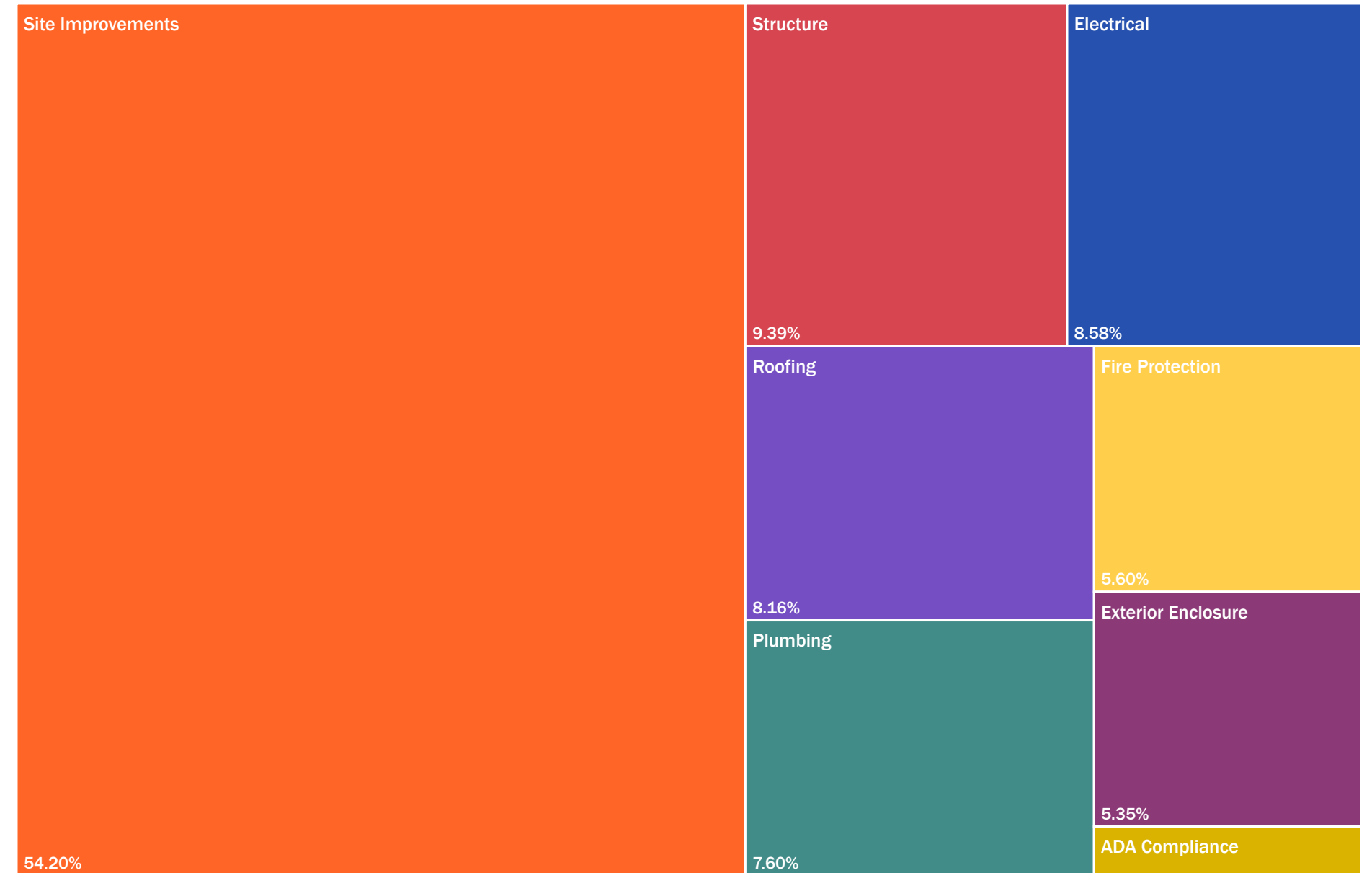
Facility Assessment:

August Elementary

Affected System	Total Cost
ADA Compliance	\$158,123
Electrical	\$1,206,822
Exterior Enclosure	\$752,203
Fire Protection	\$787,647
Plumbing	\$1,068,252
Roofing	\$1,147,420
Site Improvements	\$7,623,283
Structure	\$1,321,032
Total	\$14,064,782

Building	Total Cost
Admin	\$368,615
Classrooms 1-8	\$1,714,639
Classrooms 20-24	\$827,378
Classrooms 30-34	\$831,381
Library	\$180,375
Multipurpose	\$1,000,245
Portables	\$1,321,032
Restroom	\$191,829
Site	\$7,629,287
Total	\$14,064,782

Cost by Category



BUSH ELEMENTARY SCHOOL

Use	Number of rooms	Capacity
ECE	2	48
Grades 1 - 5	18	450
Grades 6 - 8	9	237
Kinder	3	72
Non-Scheduled Classroom	2	
Resource Room	5	
Special Education	3	39
Total	42	846

Legend

■ Grades 1 - 5	 Permanent Room
■ Grades 6 - 8	 Portable Room
■ Specialized Classroom	● Restrooms
■ Special Ed	 Play Structures
■ ECE	X Y X: GRADE# Y: ROOM#
■ Teacher Spaces / Admin	
■ Resource Room	
■ Non-Scheduled Classroom	
■ Amenity Space	
■ Service	
 Vacant	



Source: GOOGLE MAPS 2024

George W. Bush Elementary

Cost (2024)

Project Rank	Future Unfunded Project	Type	Project	Low	High
1		Security, Additional Funding Eligible	Replace PA system	\$ 230,171	\$ 306,128
2		Health and Safety	Expand drop-off for vehicle and bus flow	\$ 100,700	\$ 133,931
2		Health and Safety	LVT Flooring upgrades all classrooms	\$ 661,742	\$ 880,116
2		Health and Safety	Address expansive soil repair	\$ 1,198,807	\$ 1,594,413
5	Yes	Program Equity	Modernizations- Existing Building Modernization	\$ 16,543,531	\$ 22,002,896
5	Yes	Program Equity	Modernize classroom furniture	\$ 1,654,354	\$ 2,200,290
5	Yes	Program Equity	New Middle school Classroom Building	\$ 14,673,393	\$ 19,515,612
5	Yes	Program Equity	Classroom Building- Demo Portables	\$ 239,762	\$ 318,883
9			Admin Modernization	\$ 1,918,091	\$ 2,551,061
9			MPR Modernization	\$ 1,438,568	\$ 1,913,296
9			New Outdoor learning environment	\$ 287,714	\$ 382,660
9			Paint exterior	\$ 330,871	\$ 440,058
			Total	\$ 39,277,704	\$ 52,239,344

Excludes escalation. Estimated to be 4% compounded annually.

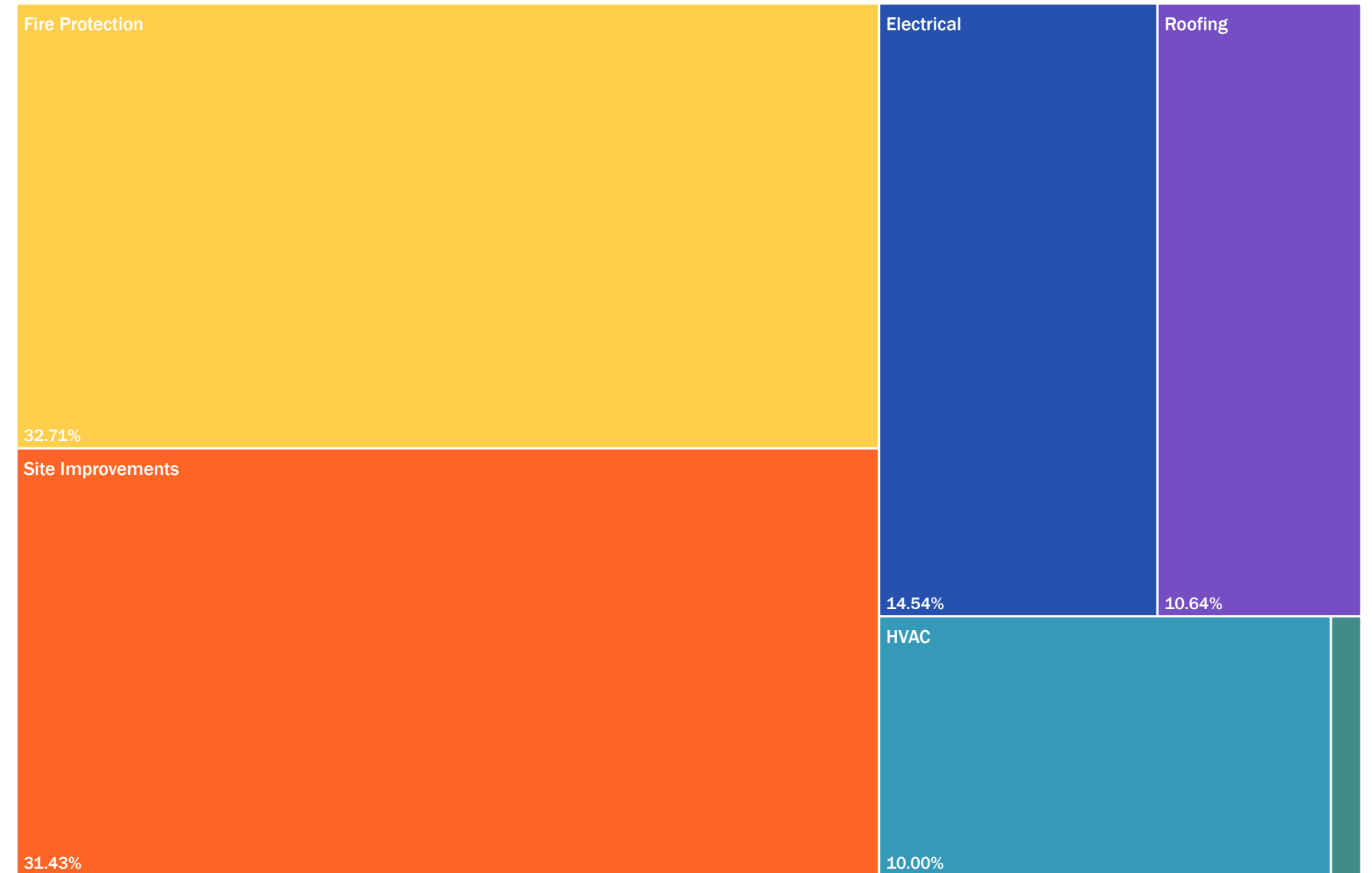
Facility Assessment:

Bush Elementary

Affected System	Total Cost
Electrical	\$814,972
Fire Protection	\$1,832,927
HVAC	\$560,438
Plumbing	\$37,429
Roofing	\$596,466
Site Improvements	\$1,761,375
Total	\$5,603,607

Building	Total Cost
Building A	\$557,310
Building AA	\$107,310
Building B	\$597,237
Building BB	\$111,079
Building CC	\$111,079
Building D	\$274,219
Building DD	\$111,079
Building EE	\$139,637
Building FF	\$139,637
Multipurpose	\$475,135
Site	\$2,979,886
Total	\$5,603,607

Cost by Category



CLEVELAND ELEMENTARY SCHOOL

Use	Number of rooms	Capacity
ECE	3	72
Grades 1 - 5	15	375
Grades 6 - 8	7	185
Kinder	2	48
Non-Scheduled Classroom	3	
Potential Classroom	2	54
Resource Room	6	
Special Education	4	52
Total	42	786

Legend

● Grades 1 - 5	 Permanent Room
● Grades 6 - 8	 Portable Room
● Specialized Classroom	● Restrooms
● Special Ed	 Play Structures
● ECE	X Y X: GRADE# Y: ROOM#
● Teacher Spaces / Admin	
● Resource Room	
● Non-Scheduled Classroom	
● Amenity Space	
● Service	
 Vacant	



Cleveland Elementary

Cost (2024)

Project Rank	Future Unfunded Project	Type	Project	Low	High
1		Health and Safety, Program Equity	Rubberized play surface for SDC Play area	\$ 149,851	\$ 199,302
1		Health and Safety, Program Equity	K restrooms added and upgraded	\$ 4,795,227	\$ 6,377,651
1		Health and Safety, Program Equity	New TK/K play structure	\$ 119,881	\$ 159,442
1		Health and Safety, Program Equity	Improve softscape for K Play Area	\$ 149,851	\$ 199,302
5		Health and Safety	Upgrade Blacktop at K area	\$ 431,571	\$ 573,989
5		Health and Safety	New Staff restrooms	\$ 479,523	\$ 637,766
7	Yes	Additional Funding Eligible, Program Equity	Classrooms 2-12 Modernizations	\$ 5,754,272	\$ 7,653,182
8	Yes	Program Equity	Modernize classroom furniture	\$ 575,428	\$ 765,319
8	Yes	Program Equity	New Middle school building	\$ 23,017,086	\$ 30,612,725
8	Yes	Program Equity	Demo Portables	\$ 311,690	\$ 414,548
11			Admin Modernization	\$ 1,918,091	\$ 2,551,061
11			MPR Modernization	\$ 1,198,807	\$ 1,594,413
11			New Outdoor learning environment	\$ 287,714	\$ 382,660
			Hazmat treatment	\$ 2,877,136	\$ 3,826,591
			Total	\$ 42,066,128.00	\$ 55,947,951

Excludes escalation. Estimated to be 4% compounded annually.

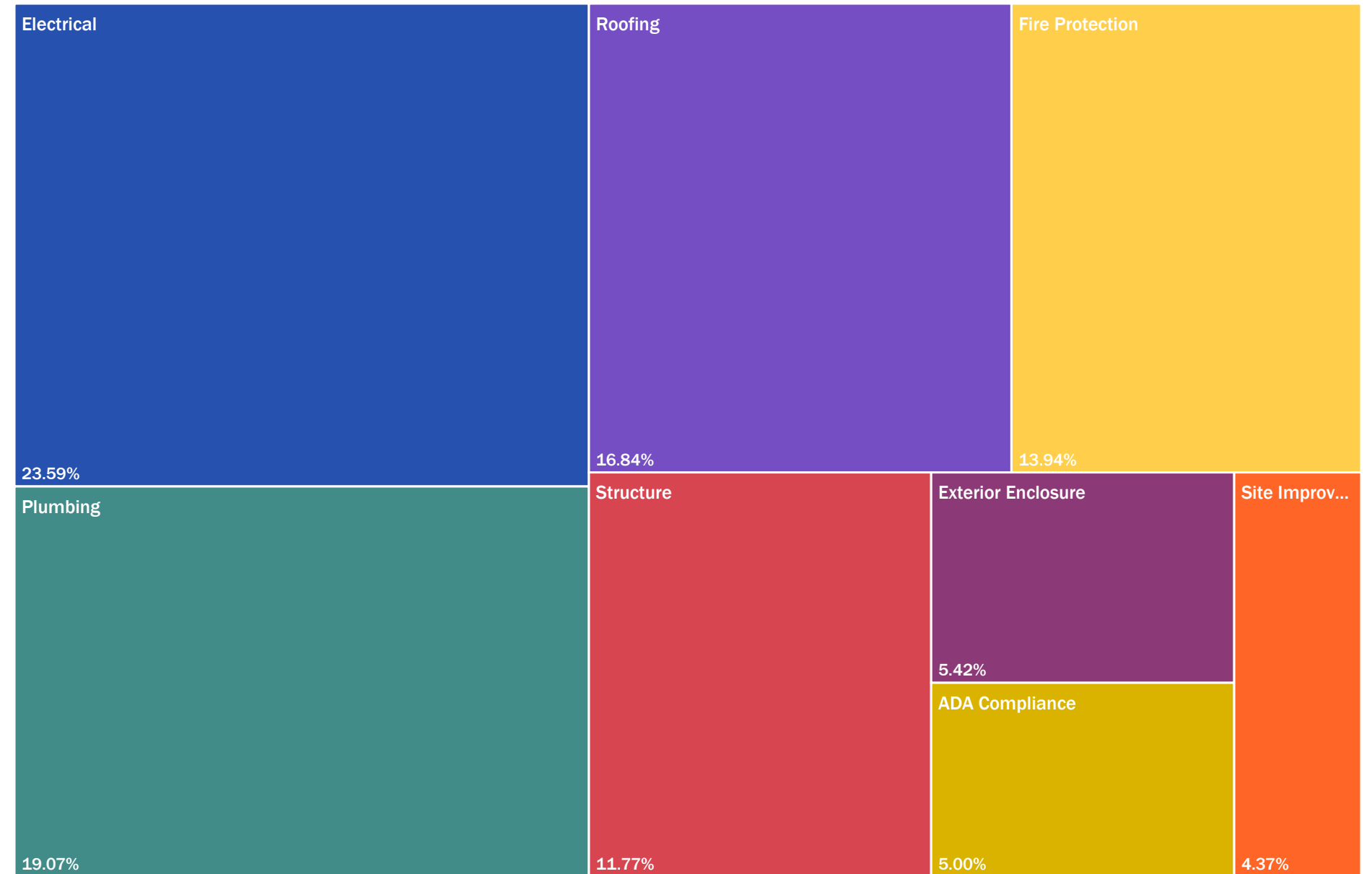
Facility Assessment:

Cleveland Elementary

Affected System	Total Cost
ADA Compliance	\$420,929
Electrical	\$1,985,201
Exterior Enclosure	\$456,250
Fire Protection	\$1,173,484
Plumbing	\$1,605,336
Roofing	\$1,417,703
Site Improvements	\$367,517
Structure	\$990,774
Total	\$8,417,194

Building	Total Cost
Admin	\$665,586
Classroom 31	\$129,301
Classroom 32	\$217,340
Classroom 33	\$210,985
Classroom 34	\$213,867
Main Building	\$4,767,219
Multipurpose	\$948,680
Portables	\$880,688
Site	\$383,529
Total	\$8,417,194

Cost by Category



EL DORADO ELEMENTARY SCHOOL

Use	Number of rooms	Capacity
ECE	5	120
Grades 1 - 5	20	400
Grades 6 - 8	7	185
Kinder	2	48
Non-Scheduled Classroom	1	
Potential Classroom	4	108
Resource Room	9	
Special Education	1	13
Specialized Classroom	1	
Total	50	874

Legend

- Grades 1 - 5
- Grades 6 - 8
- Specialized Classroom
- Special Ed
- ECE
- Teacher Spaces / Admin
- Resource Room
- Non-Scheduled Classroom
- Amenity Space
- Service
- Vacant
- Permanent Room
- Portable Room
- Restrooms
- Play Structures
- X: GRADE#
Y: ROOM#



Source: GOOGLE MAPS 2024

El Dorado Elementary

Cost (2024)

Project Rank	Future Unfunded Project	Type	Project	Low	High
1		Health and Safety, Security	New Gates at staff lot	\$ 47,953.00	\$ 63,777
2		Security	New windows in admin office	\$ 47,953.00	\$ 63,777
2		Security	New PA system	\$ 167,833.00	\$ 223,218
4		Health and Safety, Program Equity	Resurface field	\$ 659,344.00	\$ 876,927
5		Health and Safety	Drop Off Cut in	\$ 14,386.00	\$ 19,133
6	Yes	Program Equity	New Covered fitness space	\$ 1,078,926.00	\$ 1,434,972
6	Yes	Program Equity	Enlarge Stage	\$ 119,881.00	\$ 159,442
6	Yes	Program Equity	Demo Portables 105-109	\$ 119,881.00	\$ 159,442
9			Replace rolldown door at cafeteria	\$ 23,977.00	\$ 31,889
9			MPR Modernization	\$ 839,165	\$ 1,116,089
9	Yes		Modernizations- Existing Building Modernization	\$ 10,069,976	\$ 13,393,067
9			New Outdoor learning environment	\$ 287,714.00	\$ 382,660
			Hazmat treatment	\$ 2,517,494.00	\$ 3,348,267
			Total	\$ 15,994,483.00	\$ 21,272,660

Excludes escalation. Estimated to be 4% compounded annually.

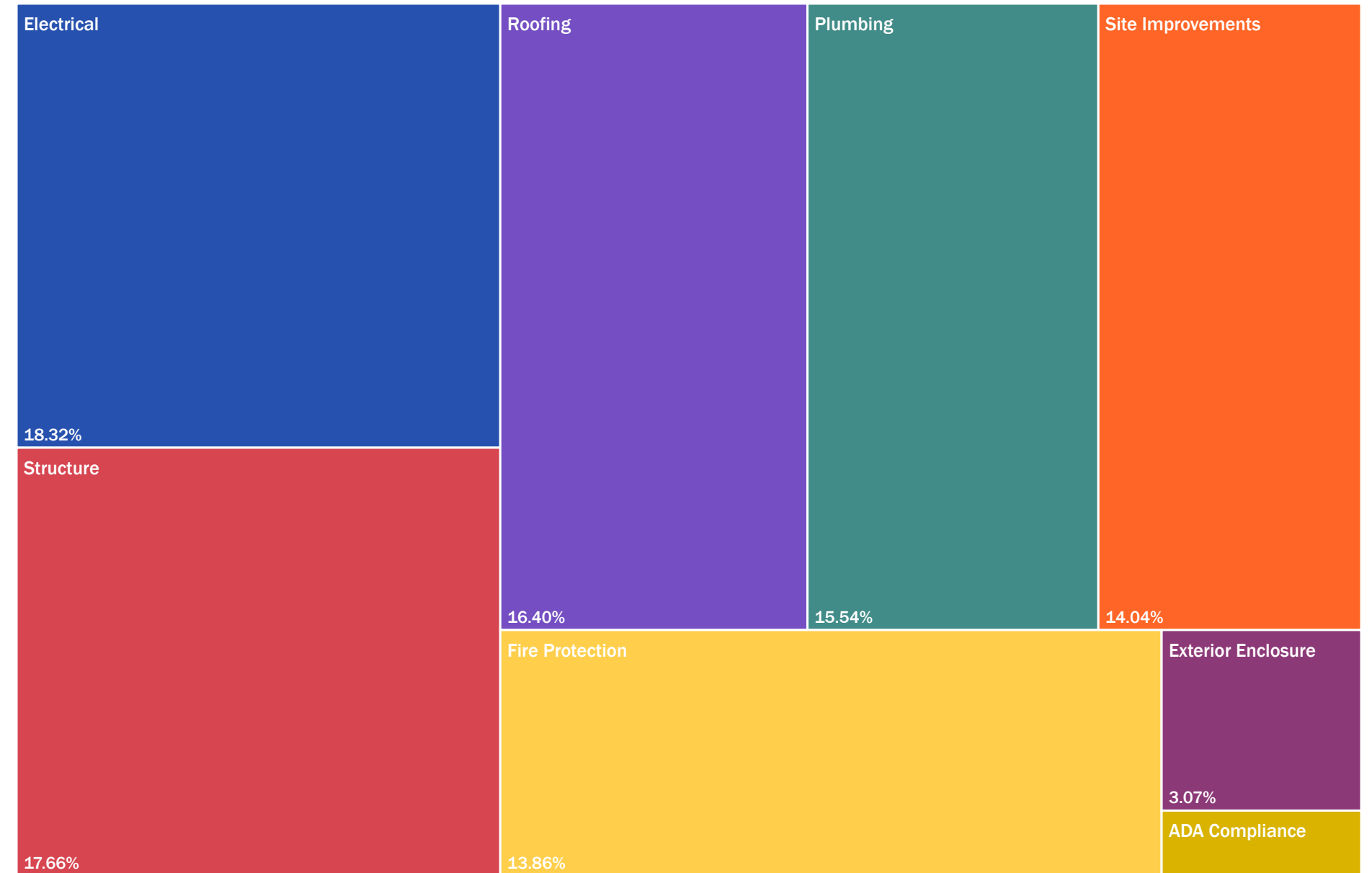
Facility Assessment:

El Dorado Elementary

Affected System	Total Cost
ADA Compliance	\$125,898
Electrical	\$2,075,783
Exterior Enclosure	\$348,272
Fire Protection	\$1,571,307
Plumbing	\$1,760,695
Roofing	\$1,859,240
Site Improvements	\$1,590,952
Structure	\$2,001,563
Total	\$11,333,710

Building	Total Cost
Main Building	\$6,384,013
Multipurpose	\$1,010,865
Portables	\$2,001,563
Preschool	\$268,255
Site	\$1,669,013
Total	\$11,333,710

Cost by Category



ELMWOOD ELEMENTARY SCHOOL

Use	Number of rooms	Capacity
ECE	2	48
Grades 1 - 5	15	375
Grades 6 - 8	9	237
Kinder	3	72
Non-Scheduled Classroom	5	
Resource Room	10	
Total	44	732

Legend

■ Grades 1 - 5	 Permanent Room
■ Grades 6 - 8	 Portable Room
■ Specialized Classroom	● Restrooms
■ Special Ed	 Play Structures
■ ECE	X Y X: GRADE# Y: ROOM#
■ Teacher Spaces / Admin	
■ Resource Room	
■ Non-Scheduled Classroom	
■ Amenity Space	
■ Service	
 Vacant	



Elmwood Elementary

Cost (2024)

Project Rank	Future Unfunded Project	Type	Project	Low	High
1		Security	New windows in admin office	\$ 59,941	\$ 79,721
2		Health and Safety, Program Equity	New Play structures	\$ 359,642.00	\$ 478,324
3		Health and Safety	Drainage in Courtyard	\$ 71,929.00	\$ 95,665
3		Health and Safety	Demo Portables 18-19	\$ 47,953	\$ 63,777
5		Additional Funding Eligible, Program Equity	Classrooms Modernizations	\$ 5,754,272	\$ 7,653,182
6		Program Equity	Modernize classroom furniture	\$ 1,294,712	\$ 1,721,966
6	Yes	Program Equity	New Middle school building	\$ 28,771,358	\$ 38,265,906
6	Yes	Program Equity	Demo Portables	\$ 407,595	\$ 542,101
6		Program Equity	Audio / Visual Upgrades in Auditorium	\$ 119,881	\$ 159,442
10			Admin Modernization	\$ 3,836,181	\$ 5,102,121
10			MPR and auditorium Modernization	\$ 1,438,568	\$ 1,913,296
10	Yes		Parking and drop off expansion	\$ 215,786	\$ 286,995
10			New Outdoor learning environment	\$ 287,714	\$ 382,660
			Hazmat treatment	\$ 2,589,423	\$ 3,443,932
			Total	\$ 45,254,955.00	\$ 60,189,088

Excludes escalation. Estimated to be 4% compounded annually.

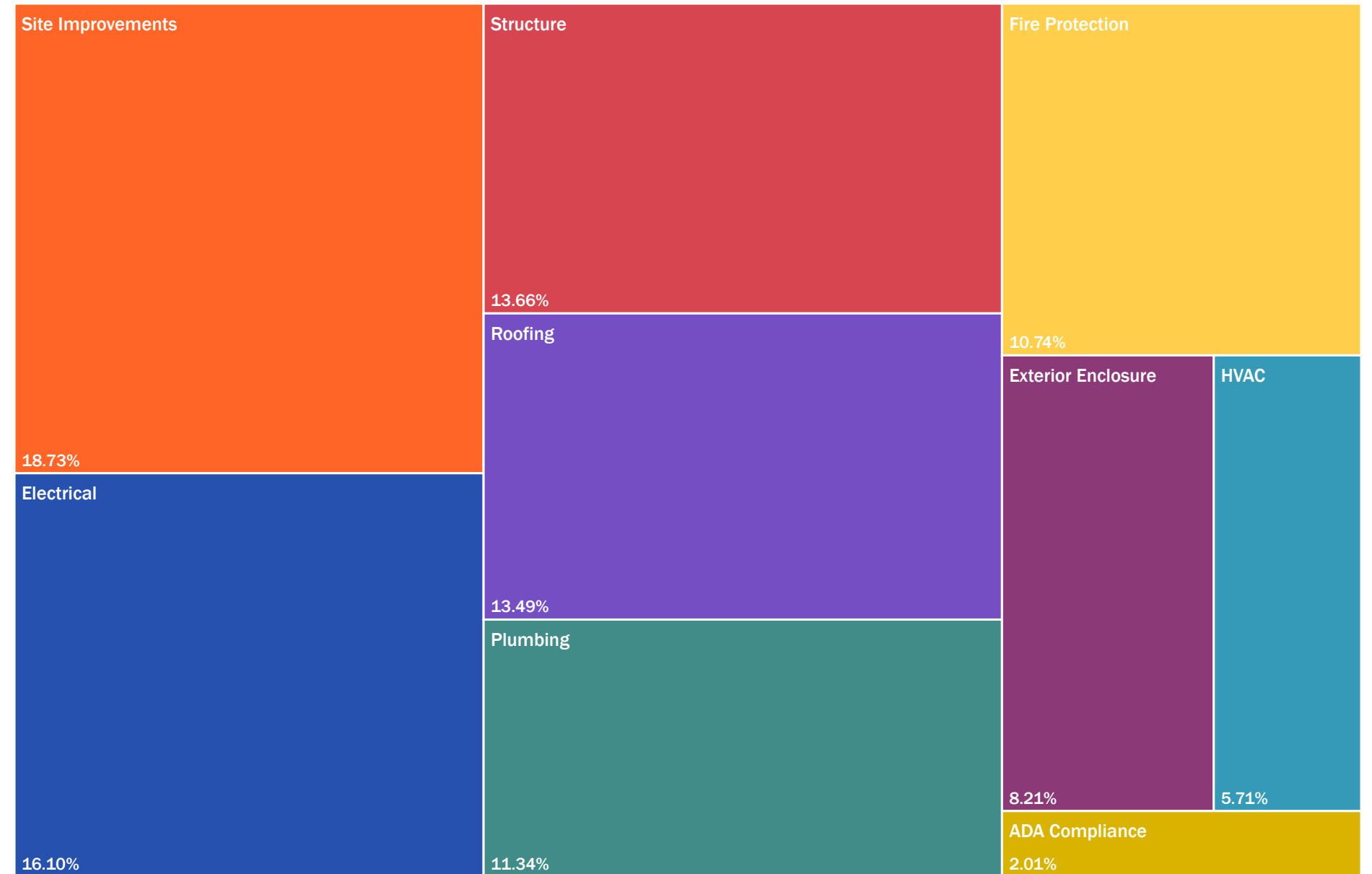
Facility Assessment:

Elmwood Elementary

Affected System	Total Cost
ADA Compliance	\$226,977
Electrical	\$1,817,328
Exterior Enclosure	\$926,043
Fire Protection	\$1,212,371
HVAC	\$644,503
Plumbing	\$1,280,066
Roofing	\$1,522,977
Site Improvements	\$2,114,361
Structure	\$1,541,203
Total	\$11,285,830

Building	Total Cost
Classrooms P18-P19	\$241,829
Main Building	\$7,382,431
Portable Structures	\$1,541,203
Site	\$2,120,366
Total	\$11,285,830

Cost by Category



FILLMORE ELEMENTARY SCHOOL

Use	Number of rooms	Capacity
ECE	1	24
Grades 1 - 5	12	300
Grades 6 - 8	9	239
Kinder	2	48
Potential Classroom	3	81
Resource Room	8	
Special Education	4	52
Specialized Classroom	2	54
Total	41	798

Legend

● Grades 1 - 5	 Permanent Room
● Grades 6 - 8	 Portable Room
● Specialized Classroom	● Restrooms
● Special Ed	 Play Structures
● ECE	X Y X: GRADE# Y: ROOM#
● Teacher Spaces / Admin	
● Resource Room	
● Non-Scheduled Classroom	
● Amenity Space	
● Service	
 Vacant	



Fillmore Elementary

Cost (2024)

Project Rank	Future Unfunded Project	Type	Project	Low	High
1		Security	Replace PA system	\$ 167,833	\$ 223,218
2		Health and Safety	Upgrade FA System	\$ 119,881	\$ 159,442
3		Additional Funding Eligible, Program Equity	Modernizations- Existing Building Modernization	\$ 8,991,050	\$ 11,958,096
4		Program Equity	Modernize classroom furniture	\$ 899,105	\$ 1,195,810
4		Program Equity	New exterior lunch area outside of MPR	\$ 287,714	\$ 382,660
4	Yes	Program Equity	New Middle School Classroom and Library Building	\$ 31,648,494	\$ 42,092,496
4	Yes	Program Equity	Demo Portables	\$ 623,380	\$ 829,095
4	Yes	Program Equity	Convert Library into STEAM lab	\$ 107,893	\$ 143,498
9			Admin Modernization	\$ 1,438,568	\$ 1,913,296
9			MPR Modernization	\$ 839,165	\$ 1,116,089
9			New parking lot	\$ 115,086	\$ 153,064
9			Replace windows at entire site	\$ 959,046	\$ 1,275,531
9			New Outdoor learning environment	\$ 287,714	\$ 382,660
9			New Irrigation system whole site	\$ 47,953	\$ 63,777
			Hazmat treatment	\$ 2,517,494	\$ 3,348,267
			Total	\$ 49,050,376	\$ 65,236,999

Excludes escalation. Estimated to be 4% compounded annually.

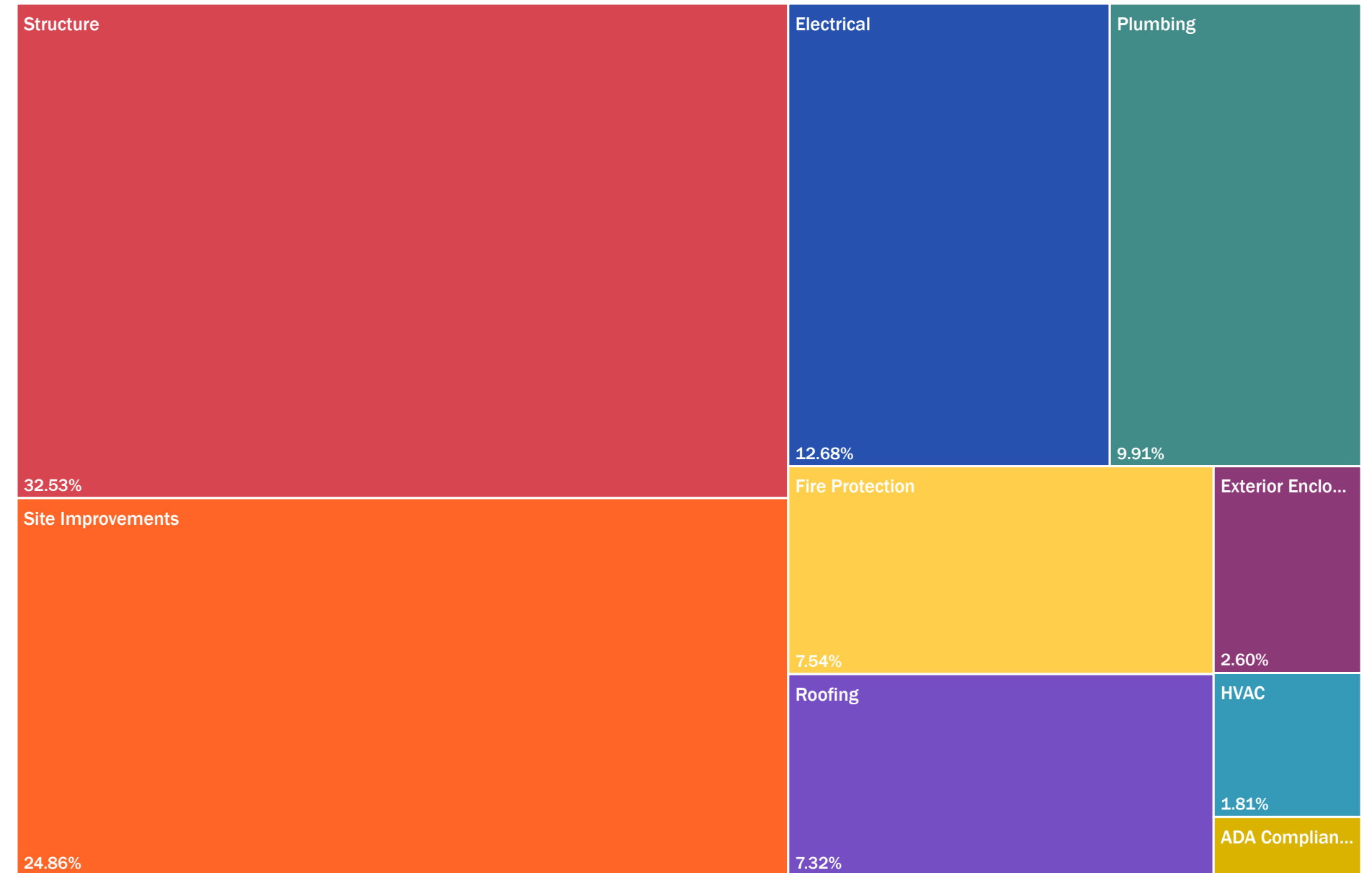
Facility Assessment:

Fillmore Elementary

Affected System	Total Cost
ADA Compliance	\$77,661
Electrical	\$1,330,670
Exterior Enclosure	\$272,813
Fire Protection	\$790,978
HVAC	\$190,148
Plumbing	\$1,040,094
Roofing	\$767,776
Site Improvements	\$2,607,336
Structure	\$3,412,665
Total	\$10,490,140

Building	Total Cost
Building A	\$170,473
Building B	\$150,618
Classroom 6-7	\$317,534
Classrooms 13-17	\$760,966
Classrooms 1-5	\$832,270
Classrooms 36-37	\$87,168
Classrooms 8-12	\$879,058
Multipurpose Building	\$686,325
Office	\$314,083
Portables	\$3,412,665
Site	\$2,878,980
Total	\$10,490,140

Cost by Category



FREMONT ELEMENTARY SCHOOL

Use	Number of rooms	Capacity
ECE	1	24
Grades 1 - 5	18	450
Grades 6 - 8	9	210
Gymnasium	2	54
Kinder	5	120
Non-Scheduled Classroom	6	
Resource Room	10	
Total	51	858

Legend

■ Grades 1 - 5	 Permanent Room
■ Grades 6 - 8	 Portable Room
■ Specialized Classroom	● Restrooms
■ Special Ed	 Play Structures
■ ECE	X Y X: GRADE# Y: ROOM#
■ Teacher Spaces / Admin	
■ Resource Room	
■ Non-Scheduled Classroom	
■ Amenity Space	
■ Service	
 Vacant	



John C. Fremont Elementary

Cost (2024)

Project Rank	Future Unfunded Project	Type	Project	Low	High
1		Health and Safety, Building Systems	HVAC Upgrades	\$ 71,929	\$ 95,665
2		Health and Safety, Program Equity	Improve softscape for K Play Area	\$ 359,642	\$ 478,324
3		Health and Safety	Extend Drop Off Cut in	\$ 14,386	\$ 19,133
4	Yes	Program Equity	Classrooms Modernizations	\$ 12,587,469	\$ 16,741,334
4	Yes	Program Equity	Modernize classroom furniture	\$ 2,517,494	\$ 3,348,267
4		Program Equity	New Grade 1-3 restrooms	\$ 479,523	\$ 637,766
4	Yes	Program Equity	Conversion part of locker rooms 2 Science labs	\$ 2,157,852	\$ 2,869,943
8	Yes		Admin Modernization	\$ 599,404	\$ 797,207
8	Yes		MPR Modernization	\$ 1,438,568	\$ 1,913,296
8	Yes		Enlarge staff parking lot	\$ 719,284	\$ 956,648
8			New Outdoor learning environment	\$ 287,714	\$ 382,660
8			Paint exterior	\$ 625,778	\$ 832,284
			Hazmat treatment	\$ 6,257,771	\$ 8,322,835
			Total	\$ 28,116,814.00	\$ 37,395,362

Excludes escalation. Estimated to be 4% compounded annually.

Facility Assessment:

Fremont Elementary

Affected System	Total Cost
ADA Compliance	\$171,734
Electrical	\$3,560,955
Exterior Enclosure	\$718,961
Fire Protection	\$2,898,479
Plumbing	\$2,907,604
Roofing	\$2,116,413
Site Improvements	\$1,581,295
Structure	\$290,227
Total	\$14,245,668

Building	Total Cost
Admin Office	\$611,822
Classrooms 103-106	\$647,534
Classrooms 11-13	\$360,321
Classrooms 21-27	\$1,026,341
Classrooms 31-48	\$2,606,635
Classrooms 51-58	\$1,155,124
Classrooms 61-67	\$1,179,743
Gym	\$2,387,024
Health Services	\$286,624
Multipurpose	\$2,078,151
Portables	\$220,172
Restroom	\$104,882
Site	\$1,581,295
Total	\$14,245,668

Cost by Category



GRUNSKY ELEMENTARY SCHOOL

Use	Number of rooms	Capacity
ECE	2	48
Gen Ed	1	25
Grades 1 - 5	10	250
Grades 6 - 8	6	158
Kinder	2	48
Non-Scheduled Classroom	5	
Potential Classroom	1	27
Resource Room	9	
Special Education	5	65
Total	41	621

Legend

- Grades 1 - 5
- Grades 6 - 8
- Specialized Classroom
- Special Ed
- ECE
- Teacher Spaces / Admin
- Resource Room
- Non-Scheduled Classroom
- Amenity Space
- Service
- Vacant
- Permanent Room
- Portable Room
- Restrooms
- Play Structures
- X: GRADE#
Y: ROOM#



Source: GOOGLE MAPS 2024

Grunsky Elementary

				Cost (2024)	
Project Rank	Future Unfunded Project	Type	Project	Low	High
1		Health and Safety, Building Systems	Roofing Upgrades	\$ 1,391,815.00	\$ 1,851,114
1		Health and Safety, Building Systems	HVAC Upgrades	\$ 71,929.00	\$ 95,665
3		Security	New Fencing along Friedberger Park	\$ 197,804.00	\$ 263,079
3		Security	New Security System	\$ 11,989.00	\$ 15,945
5		Health and Safety, Program Equity	Window Treatment	\$ 215,786.00	\$ 286,995
5	Yes	Health and Safety, Program Equity	Expand Library into adjacent room	\$ 719,284.00	\$ 956,648
5		Health and Safety, Program Equity	New Play structure	\$ 119,881.00	\$ 159,442
8		Health and Safety	Improve softscape for Play Area	\$ 239,762.00	\$ 318,883
8		Health and Safety	New staff restrooms added to existing Admin building	\$ 479,523.00	\$ 637,766
10	Yes	Additional Funding Eligible, Program Equity	Classroom modernization	\$ 5,394,630.00	\$ 7,174,858
11	Yes	Program Equity	New PE, Lab, and Support Services Building	\$ 20,139,951.00	\$ 26,786,134
11	Yes	Program Equity	Demo Portables PP1-PP3, P1-P7, P31	\$ 263,738.00	\$ 350,771
11	Yes	Program Equity	Modernize classroom furniture	\$ 1,078,926.00	\$ 1,434,972
14	Yes		Admin Modernization	\$ 263,738	\$ 350,771
14	Yes		MPR Modernization	\$ 779,225	\$ 1,036,369
14	Yes		New staff parking along Harding Way	\$ 719,284.00	\$ 956,648
14			New Outdoor learning environment	\$ 287,714.00	\$ 382,660
			Hazmat treatment	\$ 2,783,629.00	\$ 3,702,227
			Total	\$ 35,158,608	\$ 46,760,947

Excludes escalation. Estimated to be 4% compounded annually.

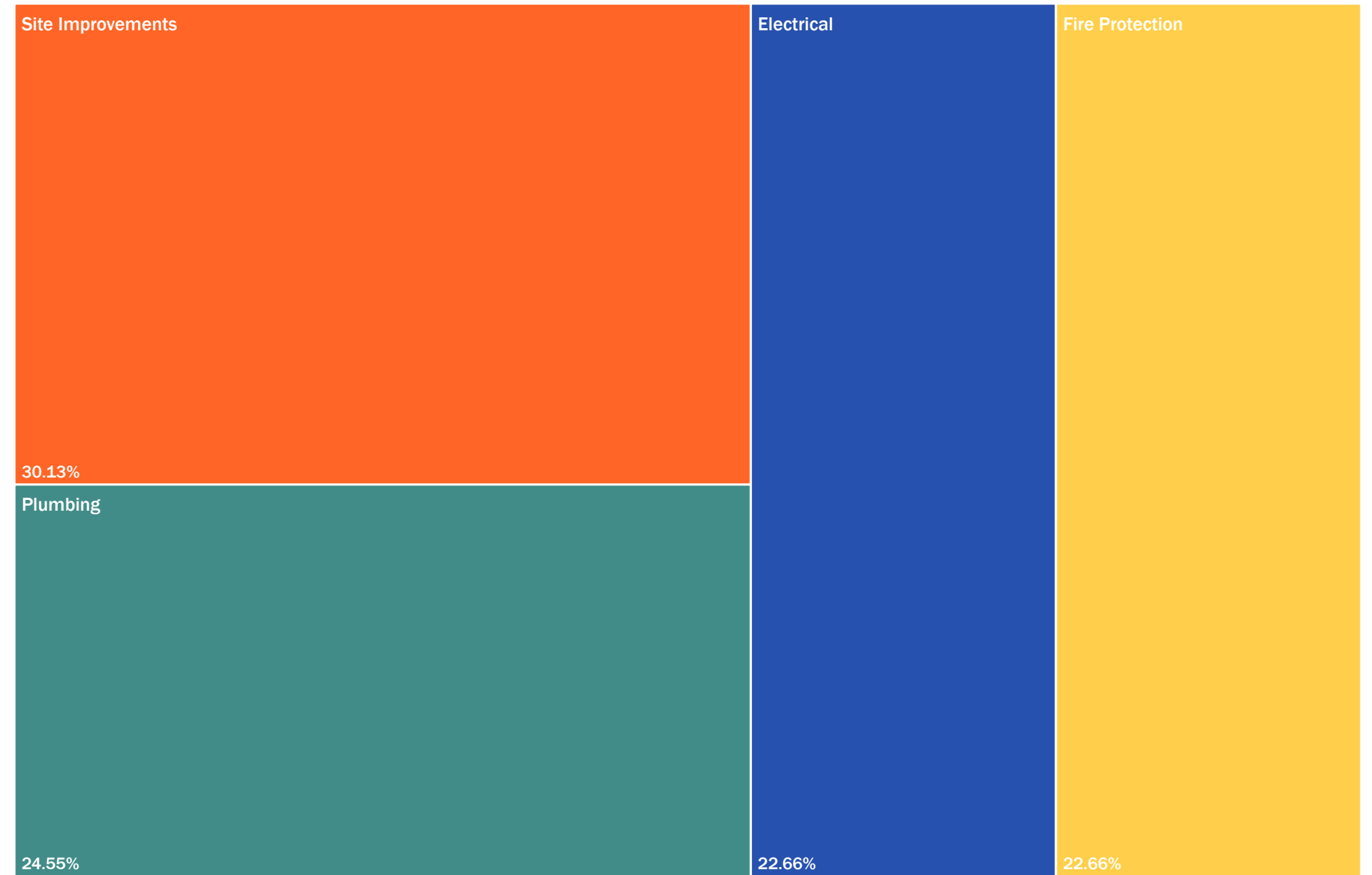
Facility Assessment:

Grunsky Elementary

Affected System	Total Cost
Electrical	\$951,383
Fire Protection	\$951,383
Plumbing	\$1,030,665
Site Improvements	\$1,265,068
Total	\$4,198,498

Building	Total Cost
Classroom 1-4/ Multipurpose	\$1,064,729
Classroom 5-30	\$1,868,701
Site	\$1,265,068
Total	\$4,198,498

Cost by Category



HAMILTON ELEMENTARY SCHOOL

Use	Number of rooms	Capacity
ECE	1	24
Gen Ed	13	327
Grades 6 - 8	6	158
Gymnasium	2	54
Kinder	4	96
Non-Scheduled Classroom	4	
Potential Classroom	5	135
Resource Room	11	
Special Education	5	65
Total	51	859

Legend

- Grades 1 - 5
- Grades 6 - 8
- Specialized Classroom
- Special Ed
- ECE
- Teacher Spaces / Admin
- Resource Room
- Non-Scheduled Classroom
- Amenity Space
- Service
- Vacant
- Permanent Room
- Portable Room
- Restrooms
- Play Structures
- X: GRADE#
Y: ROOM#



Alexander Hamilton Elementary

Cost (2024)

Project Rank	Future Unfunded Project	Type	Project	Low	High
1		Health and Safety, Building Systems	Upgrade FA system	\$ 119,881	\$ 159,442
2		Security	Higher fence. New fence on the NW side of the site with screening	\$ 68,332	\$ 90,882
2		Security	Add cameras and buzzer around campus	\$ 71,929	\$ 95,665
4		Health and Safety, Program Equity	Add dedicated SPED bus area - a painted curb and signage	\$ 7,193	\$ 9,567
5		Health and Safety	Upgrade restrooms - prefer hand dryers	\$ 1,198,807	\$ 1,594,413
5		Health and Safety	Repurpose part of cafeteria into new nurse and psych offices	\$ 719,284	\$ 956,648
7		Program Equity	Synthetic track upgrade and field refurbish	\$ 2,157,852	\$ 2,869,943
7	Yes	Program Equity	Expand parking for SPED	\$ 719,284	\$ 956,648
7	Yes	Program Equity	Modernizations- Existing Building Modernization	\$ 14,835,232	\$ 19,730,858
7		Program Equity	Upgrade cafeteria, needs new AV, stage lighting and curtain	\$ 839,165	\$ 1,116,089
7	Yes	Program Equity	Modernize classroom furniture	\$ 2,967,047	\$ 3,946,172
7		Program Equity	Replace 4 play structures	\$ 479,523	\$ 637,766
13	Yes		Admin Modernization	\$ 599,404	\$ 797,207
13	Yes		Exterior paint - ground, site elements	\$ 302,100	\$ 401,793
13	Yes		remove storage bins, convert space to New Outdoor learning environment	\$ 287,714	\$ 382,660
13	Yes		Expand library into adjacent classroom	\$ 719,284	\$ 956,648
13	Yes		Convert locker rooms to science lab	\$ 7,912,124	\$ 10,523,124
13			Replace the bleachers in North Gym	\$ 359,642	\$ 478,324
			Hazmat treatment	\$ 6,797,234	\$ 9,040,321
			Total	\$ 41,161,031	\$ 54,744,170

Excludes escalation. Estimated to be 4% compounded annually.

Facility Assessment:

Hamilton Elementary

Affected System	Total Cost
ADA Compliance	\$84,866
Electrical	\$4,088,625
Exterior Enclosure	\$2,244,230
Fire Protection	\$2,721,541
HVAC	\$448,350
Plumbing	\$2,852,461
Roofing	\$3,514,288
Site Improvements	\$4,929,209
Total	\$20,883,571

Building	Total Cost
Admin Office	\$771,638
Classrooms 103-106	\$948,226
Classrooms 11-13	\$544,713
Classrooms 21-27	\$1,226,922
Classrooms 31-48	\$3,369,739
Classrooms 51-58	\$1,409,030
Classrooms 61-67	\$1,440,306
Gym	\$2,466,726
Multipurpose	\$2,531,160
Site	\$5,854,860
Wellness Room	\$320,250
Total	\$20,883,571

Cost by Category



HARRISON ELEMENTARY SCHOOL

Use	Number of rooms	Capacity
ECE	2	48
Grades 1 - 5	13	325
Grades 6 - 8	5	131
Kinder	3	72
Non-Scheduled Classroom	2	
Resource Room	1	
Special Education	4	52
Specialized Classroom	1	27
Total	31	655

Legend

- Grades 1 - 5
- Grades 6 - 8
- Specialized Classroom
- Special Ed
- ECE
- Teacher Spaces / Admin
- Resource Room
- Non-Scheduled Classroom
- Amenity Space
- Service
- Vacant
- Permanent Room
- Portable Room
- Restrooms
- Play Structures
- X: GRADE#
Y: ROOM#



Source: GOOGLE MAPS 2024

Harrison Elementary

Cost (2024)

Project Rank	Future Unfunded Project	Type	Project	Low	High
1		Security	Add fence at back side of portables along Alpine and Add fencing to section off portables	\$ 212,549	\$ 282,690
1		Security	Upgrade and new radio PA system	\$ 158,243	\$ 210,463
1		Security	Install new entry security buzzer and camera	\$ 23,977	\$ 31,889
4		Health and Safety, Program Equity	Resurface play area	\$ 115,985	\$ 154,260
5		Health and Safety	New drop off location	\$ 143,857	\$ 191,330
5		Health and Safety	Replace the old play structure	\$ 119,881	\$ 159,442
5		Health and Safety	Replace/upgrade fire alarm system	\$ 119,881	\$ 159,442
5		Building Systems	New irrigation for the whole site	\$ 47,953	\$ 63,777
9	Yes	Additional Funding Eligible, Program Equity	Modernizations- Existing Building Modernization	\$ 8,271,766	\$ 11,001,448
10	Yes	Program Equity	Demo Portables	\$ 263,738	\$ 350,771
10	Yes	Program Equity	Modernize classroom furniture	\$ 827,177	\$ 1,100,145
10		Program Equity	New exterior lunch area outside of MPR	\$ 287,714	\$ 382,660
10	Yes	Program Equity	New classroom, library, and resource/student support building	\$ 23,017,086	\$ 30,612,725
10		Program Equity	Add one restroom for SPED	\$ 239,762	\$ 318,883
10		Program Equity	New stage lighting and sound system in cafeteria	\$ 119,881	\$ 159,442
16	Yes		Admin Modernization	\$ 1,918,091	\$ 2,551,061
16	Yes		MPR Modernization	\$ 719,284	\$ 956,648
16			Additional staff parking	\$ 2,373,637	\$ 3,156,938
16			New Outdoor learning environment	\$ 287,714	\$ 382,660
16	Yes		New Covered fitness space	\$ 1,078,926	\$ 1,434,972
16	Yes		Expand admin offices	\$ 3,296,719	\$ 4,384,635
16			Add new portables for afterschool program	\$ 359,642	\$ 478,324
			Hazmat treatment	\$ 2,373,637	\$ 3,156,938
			Total	\$ 46,377,100	\$ 61,681,543

Excludes escalation. Estimated to be 4% compounded annually.

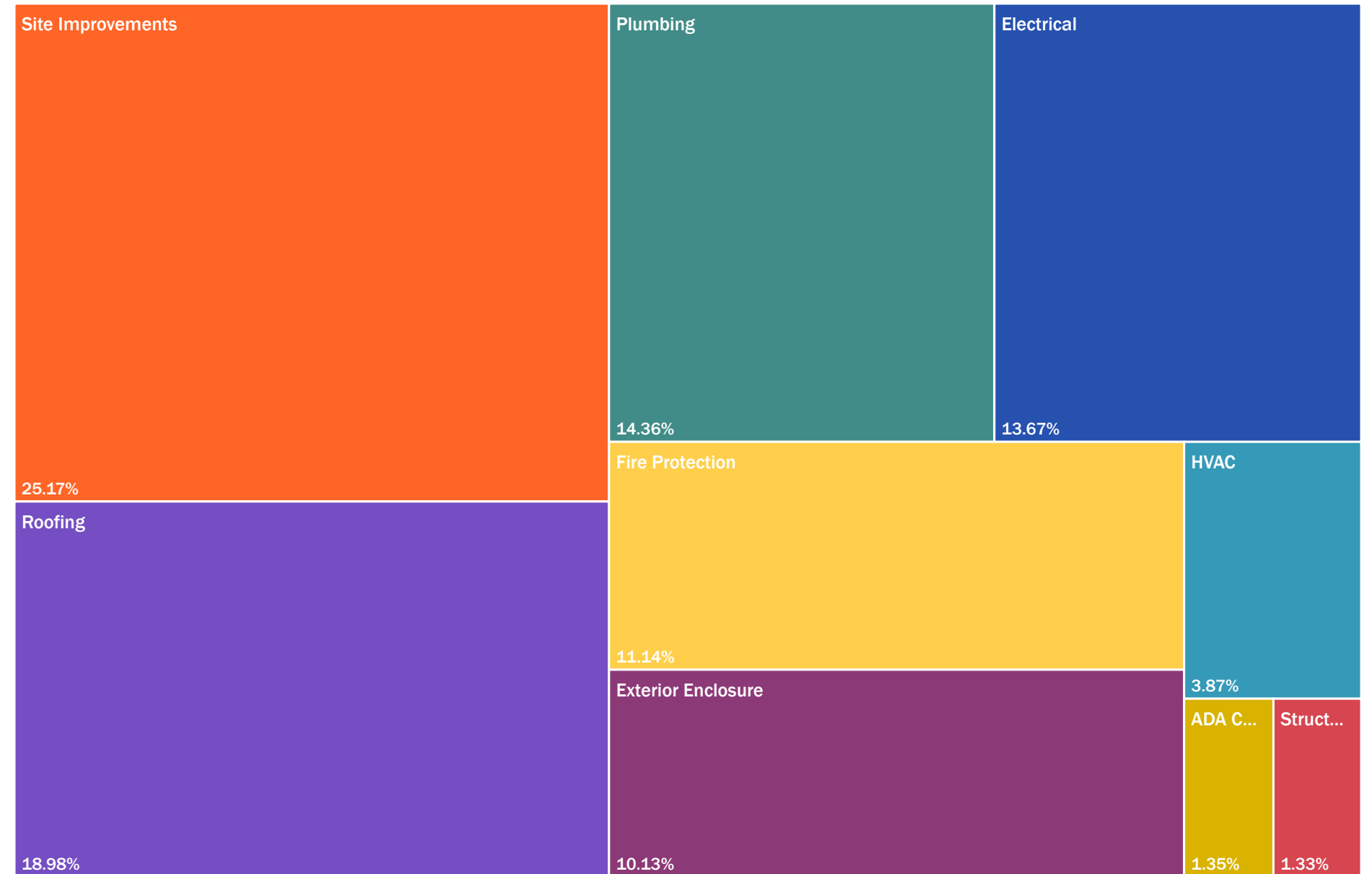
Facility Assessment:

Harrison Elementary

Affected System	Total Cost
ADA Compliance	\$112,088
Electrical	\$1,131,827
Exterior Enclosure	\$838,908
Fire Protection	\$922,825
HVAC	\$320,250
Plumbing	\$1,189,227
Roofing	\$1,571,731
Site Improvements	\$2,084,728
Structure	\$110,086
Total	\$8,281,670

Building	Total Cost
Building A	\$54,394
Classrooms 13-18	\$1,084,667
Main Building	\$3,486,498
Multipurpose Building	\$1,141,046
Portables	\$110,086
Site	\$2,404,978
Total	\$8,281,670

Cost by Category



HAZELTON ELEMENTARY SCHOOL

Use	Number of rooms	Capacity
ECE	2	48
Grades 1 - 5	17	425
Grades 6 - 8	2	50
Kinder	3	72
Non-Scheduled Classroom	6	
Potential Classroom	1	27
Resource Room	4	
Special Education	2	26
Total	37	648



Legend

- Grades 1 - 5
- Grades 6 - 8
- Specialized Classroom
- Special Ed
- ECE
- Teacher Spaces / Admin
- Resource Room
- Non-Scheduled Classroom
- Amenity Space
- Service
- Vacant
- Permanent Room
- Portable Room
- Restrooms
- Play Structures
- X: GRADE#
Y: ROOM#

Hazelton Elementary

				Cost (2024)	
Project Rank	Future Unfunded Project	Type	Project	Low	High
1		Health and Safety, Security	Add buzzer and camera at main entrance/Admin office	\$ 23,977	\$ 31,889
2	Yes	Health and Safety	Create a second drop off potentially, using property West of the fence line(currently used as storage by others).	\$ 359,642	\$ 478,324
3	Yes	Additional Funding Eligible, Program Equity	Modernizations- Existing Building Modernization	\$ 12,227,827	\$ 16,263,010
3		Additional Funding Eligible, Program Equity	F1/F2 mod/severe modernization	\$ 1,006,998	\$ 1,339,307
5		Program Equity	Resurface play yard to blacktop	\$ 201,400	\$ 267,862
5		Program Equity	Upgrade K3 playground with larger play structure	\$ 119,881	\$ 159,442
5		Program Equity	Combine playards into one and upgrade playgrounds with rubberized surface, soft scape	\$ 611,392	\$ 813,151
5	Yes	Program Equity	Modernize classroom furniture	\$ 1,222,783	\$ 1,626,301
5		Program Equity	New exterior lunch area outside of MPR	\$ 287,714	\$ 382,660
10	Yes		MPR Modernization	\$ 719,284	\$ 956,648
10			Window replacement	\$ 887,117	\$ 1,179,866
10			New Outdoor learning environment	\$ 287,714	\$ 382,660
10			More storage space	\$ 143,857	\$ 191,330
10	Yes		New Classroom and science lab building	\$ 9,782,262	\$ 13,010,408
10	Yes		Expand library with designated reading area	\$ 863,141	\$ 1,147,978
10	Yes		Demo Portables	\$ 119,881	\$ 159,442
			Hazmat treatment	\$ 3,610,806	\$ 4,802,372
			Total	\$ 32,475,676	\$ 43,192,650

Excludes escalation. Estimated to be 4% compounded annually.

Facility Assessment:

Hazelton Elementary

Affected System	Total Cost
ADA Compliance	\$72,056
Electrical	\$1,617,663
Exterior Enclosure	\$308,241
Fire Protection	\$1,033,479
HVAC	\$740,578
Plumbing	\$1,911,385
Roofing	\$1,224,696
Site Improvements	\$1,827,217
Structure	\$1,100,860
Total	\$9,836,174

Building	Total Cost
Building A	\$2,555,991
Building C&D	\$1,676,652
Building F	\$362,666
Building G1-G2	\$328,987
Library	\$324,333
Multiuse Building	\$830,742
Portable Structures	\$1,100,860
Site	\$2,585,809
Storage Room	\$70,135
Total	\$9,836,174

Cost by Category



HENRY ELEMENTARY SCHOOL

Use	Number of rooms	Capacity
ECE	1	24
Grades 1 - 5	19	475
Grades 6 - 8	11	289
Kinder	4	96
Non-Scheduled Classroom	1	
Resource Room	10	27
Special Education	3	39
Specialized Classroom	1	27
Total	50	977

Legend

■ Grades 1 - 5	 Permanent Room
■ Grades 6 - 8	 Portable Room
■ Specialized Classroom	● Restrooms
■ Special Ed	 Play Structures
■ ECE	X Y X: GRADE# Y: ROOM#
■ Teacher Spaces / Admin	
■ Resource Room	
■ Non-Scheduled Classroom	
■ Amenity Space	
■ Service	
 Vacant	



Source: GOOGLE MAPS 2024

Wilhelmina Henry Elementary

Cost (2024)

Project Rank	Future Unfunded Project	Type	Project	Low	High
1		Health and Safety, Program Equity, Critical Curriculum Deficiency	Add K restrooms	\$ 959,046	\$ 1,275,531
2		Health and Safety, Building Systems	Resolve sewer issues	\$ 239,762	\$ 318,883
3		Security	New PA System	\$ 318,883	\$ 424,114
4	Yes	Program Equity	New classroom building	\$ 7,192,840	\$ 9,566,477
4	Yes	Program Equity	Modernizations- Existing Building Modernization	\$ 10,789,260	\$ 14,349,715
4	Yes	Program Equity	Modernize classroom furniture	\$ 2,157,852	\$ 2,869,943
7	Yes		Admin Modernization	\$ 779,225	\$ 1,036,369
7			Adjust landscaping for usability	\$ 251,750	\$ 334,827
7			New Outdoor learning environment	\$ 287,714	\$ 382,660
7	Yes		New exterior paint	\$ 478,324	\$ 636,171
			Total	\$ 23,454,656	\$ 31,194,690

Excludes escalation. Estimated to be 4% compounded annually.


Facility Assessment:

Henry Elementary

Affected System	Total Cost
ADA Compliance	\$90,471
Electrical	\$890,799
Exterior Enclosure	\$54,042
Plumbing	\$64,050
Roofing	\$2,754,151
Site Improvements	\$2,337,826
Total	\$6,191,338

Building	Total Cost
Building A	\$310,308
Building C	\$533,044
Building D	\$462,763
Building E	\$564,225
Building F	\$129,893
Building G	\$212,120
Building H	\$275,518
Building J	\$358,017
Building K	\$139,892
Building L	\$140,280
Building M2	\$152,370
Multipurpose Building	\$575,081
Site	\$2,337,826
Total	\$6,191,338

Cost by Category



HONG KINGSTON ELEMENTARY SCHOOL

Use	Number of rooms	Capacity
ECE	2	48
Grades 1 - 5	20	475
Grades 6 - 8	8	210
Gymnasium	1	27
Kinder	4	96
Non-Scheduled Classroom	2	
Resource Room	5	
Total	42	856

Legend

- Grades 1 - 5
- Grades 6 - 8
- Specialized Classroom
- Special Ed
- ECE
- Teacher Spaces / Admin
- Resource Room
- Non-Scheduled Classroom
- Amenity Space
- Service
- Vacant
- Permanent Room
- Portable Room
- Restrooms
- Play Structures
- X: GRADE#
Y: ROOM#



Maxine Hong Kingston Elementary

Cost (2024)

Project Rank	Future Unfunded Project	Type	Project	Low	High
1		Security	Replace Fencing at park edge with 8 Ft fence	\$ 359,642	\$ 478,324
1		Security	Replace PA system	\$ 430,612	\$ 572,714
1		Security	Add security cameras in blind spots	\$ 95,905	\$ 127,554
4		Health and Safety	New Restrooms added to gym building	\$ 479,523	\$ 637,766
5	Yes	Program Equity	Modernizations- Existing Building Modernization	\$ 12,947,111	\$ 17,219,658
5	Yes	Program Equity	Modernize classroom furniture	\$ 2,589,423	\$ 3,443,932
7	Yes		Admin Modernization	\$ 695,308	\$ 924,760
7	Yes		MPR Modernization	\$ 1,438,568	\$ 1,913,296
7			New Outdoor learning environment	\$ 287,714	\$ 382,660
			Total	\$ 19,323,806	\$ 25,700,664

Excludes escalation. Estimated to be 4% compounded annually.

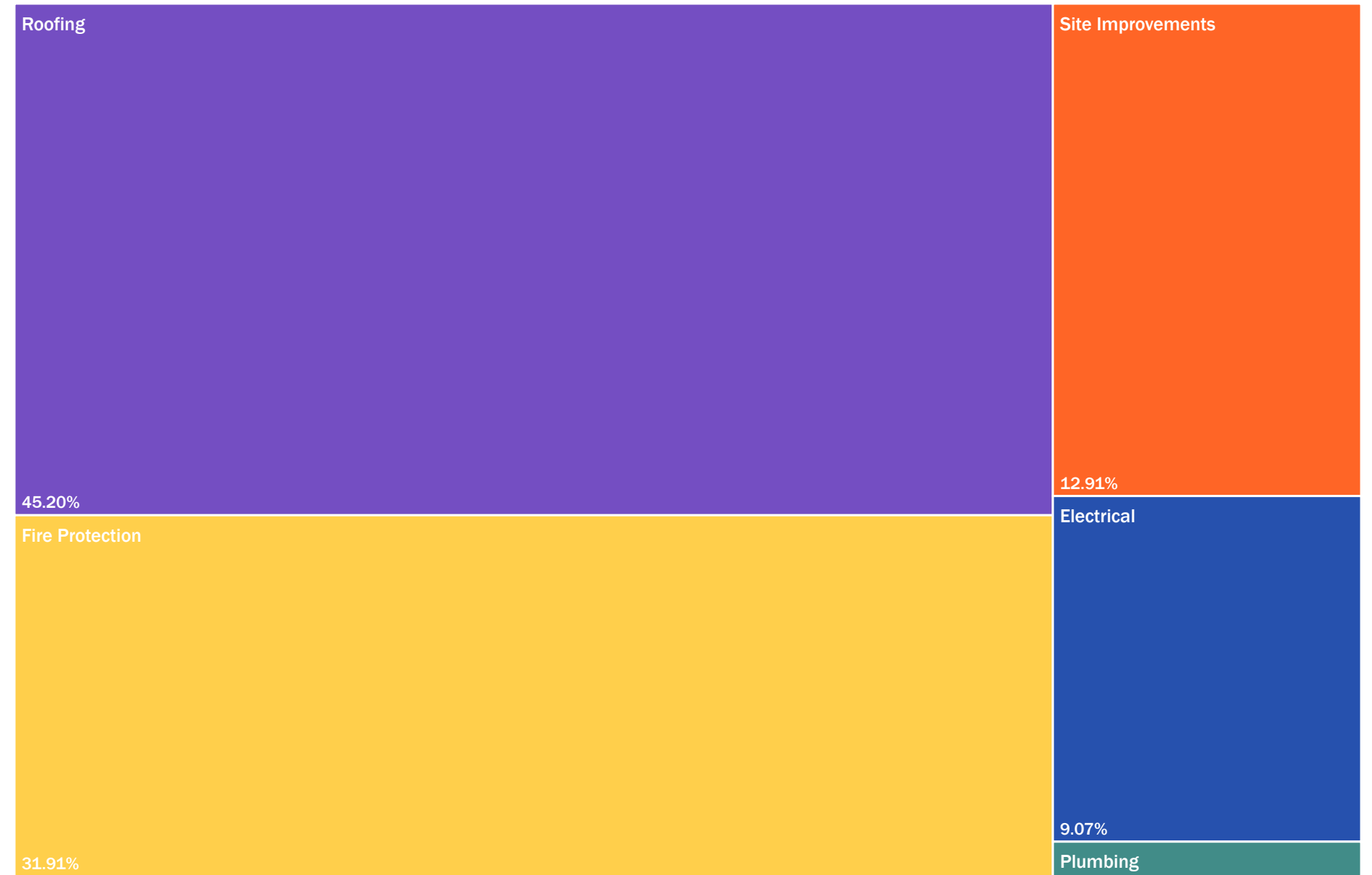
Facility Assessment:

Hong Kingston Elementary

Affected System	Total Cost
Electrical	\$517,038
Fire Protection	\$1,819,869
Plumbing	\$52,041
Roofing	\$2,577,749
Site Improvements	\$736,575
Total	\$5,703,271

Building	Total Cost
Admin	\$201,197
Building B	\$694,340
Building C	\$716,560
Building D	\$1,031,205
Building E	\$706,552
Building K	\$576,090
Classrooms 2-3	\$208,521
Classrooms 4-7	\$324,119
Classrooms 8-13	\$493,101
Site	\$751,587
Total	\$5,703,271

Cost by Category

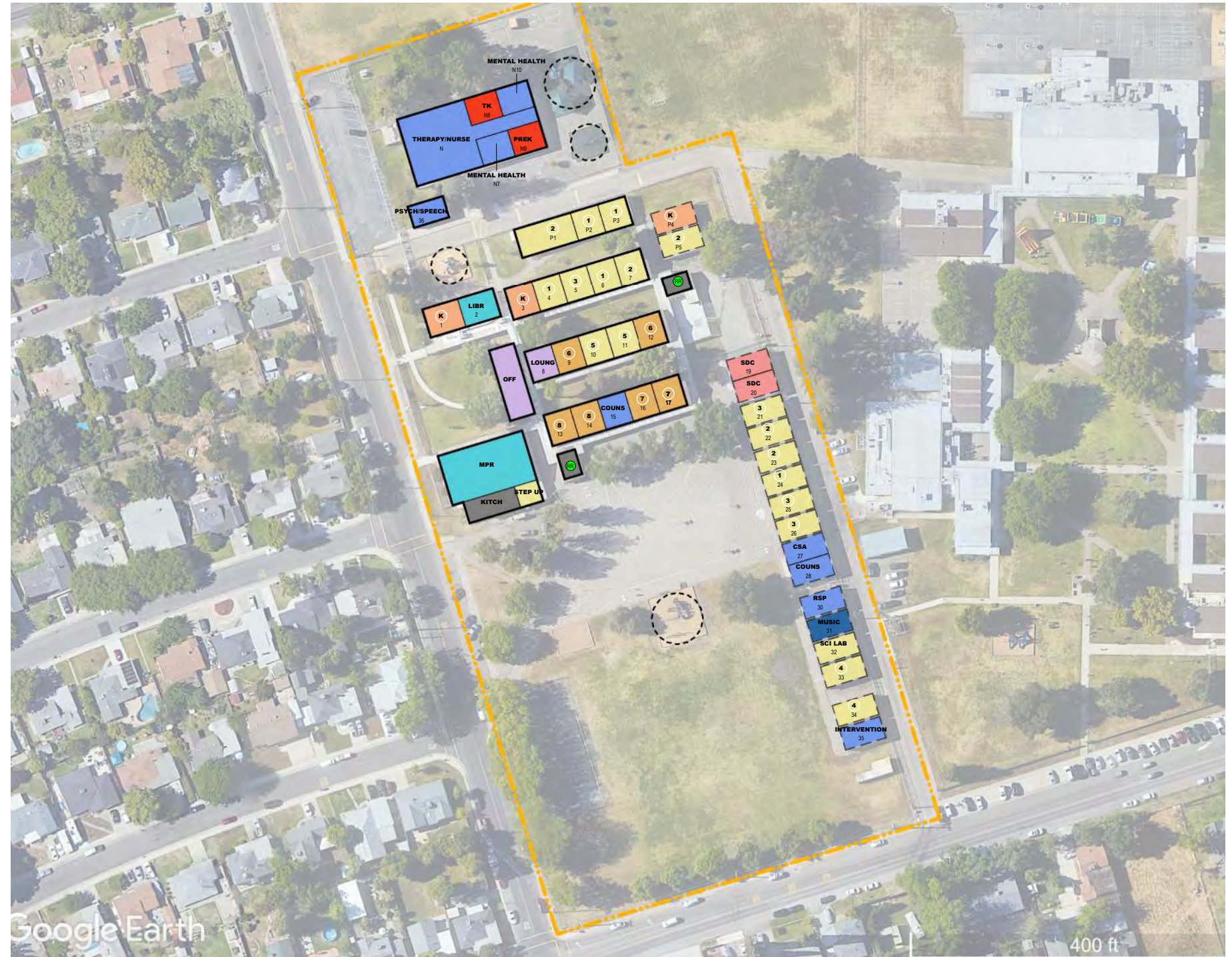


HOOVER ELEMENTARY SCHOOL

Use	Number of rooms	Capacity
ECE	2	48
Gen Ed	1	27
Grades 1 - 5	19	450
Grades 6 - 8	6	158
Kinder	3	72
Non-Scheduled Classroom	1	
Resource Room	9	
Special Education	2	26
Total	43	781

Legend

■ Grades 1 - 5	 Permanent Room
■ Grades 6 - 8	 Portable Room
■ Specialized Classroom	● Restrooms
■ Special Ed	 Play Structures
■ ECE	X Y X: GRADE# Y: ROOM#
■ Teacher Spaces / Admin	
■ Resource Room	
■ Non-Scheduled Classroom	
■ Amenity Space	
■ Service	
 Vacant	



Source: GOOGLE MAPS 2024

Hoover Elementary

Cost (2024)

Project Rank	Future Unfunded Project	Type	Project	Low	High
1		Health and Safety, Program Equity	New rubberized surface for play structure	\$ 143,857	\$ 191,330
1		Health and Safety, Program Equity	More restrooms, hygiene room with space for changing	\$ 479,523	\$ 637,766
3	Yes	Building Systems	New irrigation system at field	\$ 47,953	\$ 63,777
3		Building Systems	New HVAC system	\$ 71,929	\$ 95,665
3		Health and Safety	Expand staff parking lot. Extend parking for drop off	\$ 1,438,568	\$ 1,913,296
6	Yes	Additional Funding Eligible, Program Equity	Modernizations- Existing Building Modernization	\$ 8,631,408	\$ 11,479,772
7	Yes	Program Equity	Modernize classroom furniture	\$ 863,141	\$ 1,147,978
7	Yes	Program Equity	New Covered fitness space	\$ 1,078,926	\$ 1,434,972
7	Yes	Program Equity	New classroom building with Music room and Flex lab	\$ 28,771,358	\$ 38,265,906
7	Yes	Program Equity	Demo portables	\$ 431,571	\$ 573,989
7		Program Equity	New PA system	\$ 115,086	\$ 153,064
12	Yes		Admin Modernization	\$ 1,198,807	\$ 1,594,413
12	Yes		MPR Modernization	\$ 959,046	\$ 1,275,531
12			New Outdoor learning environment	\$ 287,714	\$ 382,660
			Hazmat treatment	\$ 1,726,282	\$ 2,295,955
			Total	\$ 46,245,169	\$ 61,506,074

Excludes escalation. Estimated to be 4% compounded annually.

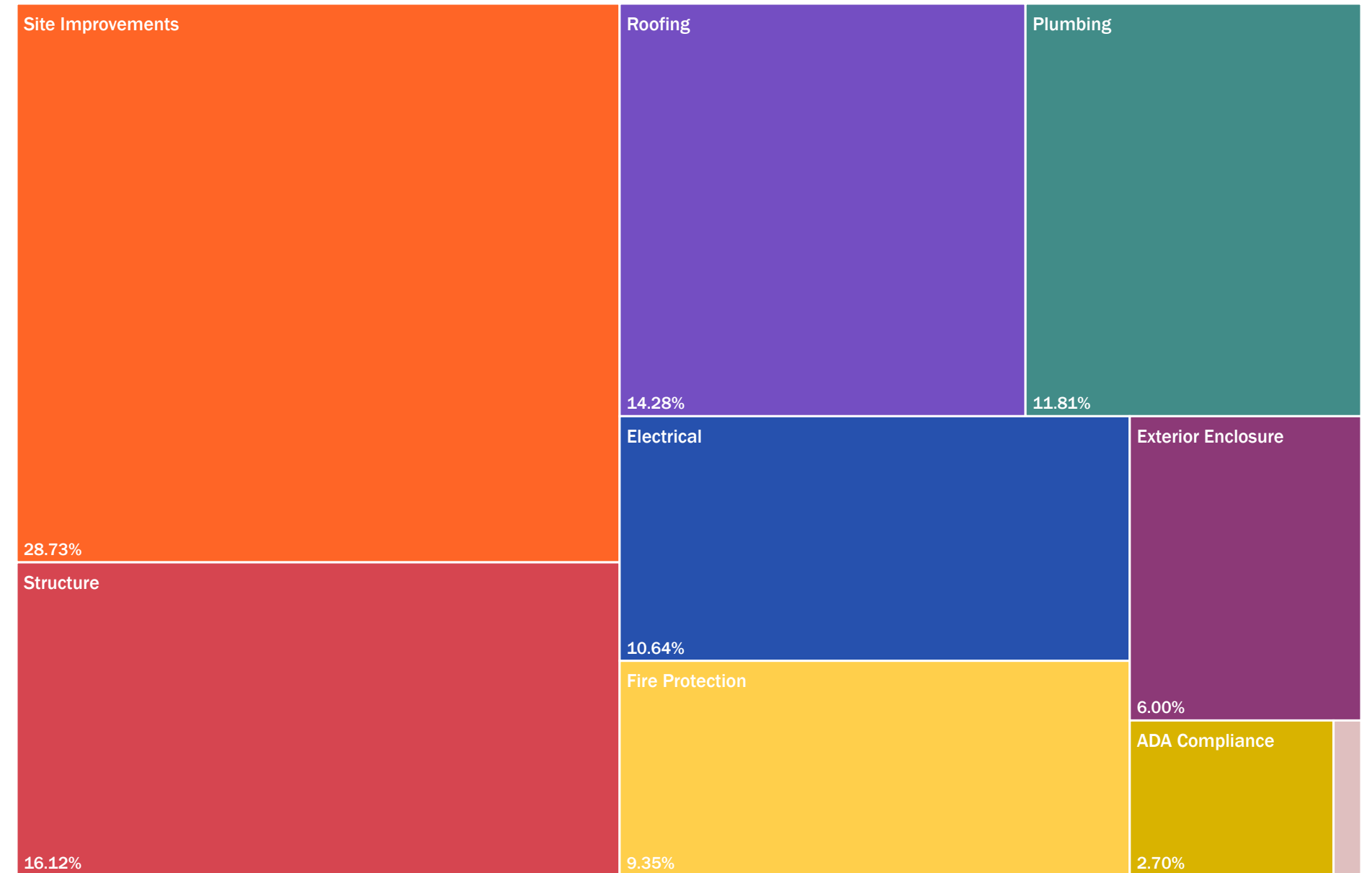
Facility Assessment:

Hoover Elementary

Affected System	Total Cost
ADA Compliance	\$295,030
Conveying	\$40,031
Electrical	\$1,162,503
Exterior Enclosure	\$656,012
Fire Protection	\$1,021,926
Plumbing	\$1,290,229
Roofing	\$1,560,070
Site Improvements	\$3,138,891
Structure	\$1,761,375
Total	\$10,926,069

Building	Total Cost
Admin	\$351,407
Building N	\$1,411,252
Classrooms 13-17	\$2,359,182
Classrooms 4-7	\$757,371
Classrooms 9-12	\$765,378
Library	\$342,523
Multipurpose	\$1,089,364
Portables	\$1,761,375
Restroom North	\$194,892
Restroom South	\$213,873
Site	\$1,549,450
Storage	\$130,002
Total	\$10,926,069

Cost by Category



HUERTA ELEMENTARY SCHOOL

Use	Number of rooms	Capacity
Grades 1 - 5	10	250
Grades 6 - 8	6	158
Kinder	2	48
Resource Room	1	
Total	19	456

Legend

- Grades 1 - 5
- Grades 6 - 8
- Specialized Classroom
- Special Ed
- ECE
- Teacher Spaces / Admin
- Resource Room
- Non-Scheduled Classroom
- Amenity Space
- Service
- Vacant
- Permanent Room
- Portable Room
- Restrooms
- Play Structures
- X: GRADE#
Y: ROOM#



Dolores Huerta Elementary

				Cost (2024)	
Project Rank	Future Unfunded Project	Type	Project	Low	High
1		Security, Building Systems	New PA system	\$ 162,079	\$ 215,565
2		Security	New fencing around Kinder building	\$ 122,279	\$ 162,631
2		Security	New gate to let students out of perimeter fence to sidewalk	\$ 23,977	\$ 31,889
4		Health and Safety	Replace hardscape	\$ 1,114,891	\$ 1,482,804
4		Health and Safety	New rubberized flooring at play structures	\$ 262,539	\$ 349,177
4		Health and Safety	Fix cafeteria concrete floor	\$ 172,629	\$ 229,596
4		Health and Safety	Replace Admin and room 8 entry doors	\$ 43,158	\$ 57,399
4		Health and Safety	Repair window leaks in admin building	\$ 119,881	\$ 159,442
4		Health and Safety	Address expansive soil repair at admin builing concrete slab	\$ 599,404	\$ 797,207
4		Building Systems	HVAC upgrades	\$ 71,929	\$ 95,665
11	Yes	Program Equity	Modernizations- Existing Building Modernization	\$ 8,631,408	\$ 11,479,772
11	Yes	Program Equity	Modernize classroom furniture	\$ 863,141	\$ 1,147,978
11		Program Equity	2 New Play structures	\$ 239,762	\$ 318,883
11		Program Equity	New exterior lunch area outside of MPR	\$ 287,714	\$ 382,660
11	Yes	Program Equity	New building with music room, 2 science labs, resource rooms	\$ 8,631,408	\$ 11,479,772
11	Yes	Program Equity	New Covered fitness space	\$ 1,078,926	\$ 1,434,972
17	Yes		Admin Modernization	\$ 2,397,614	\$ 3,188,826
17	Yes		MPR Modernization	\$ 575,428	\$ 765,319
17			New Outdoor learning environment	\$ 287,714	\$ 382,660
			Total	\$ 25,685,881	\$ 34,162,217

Excludes escalation. Estimated to be 4% compounded annually.

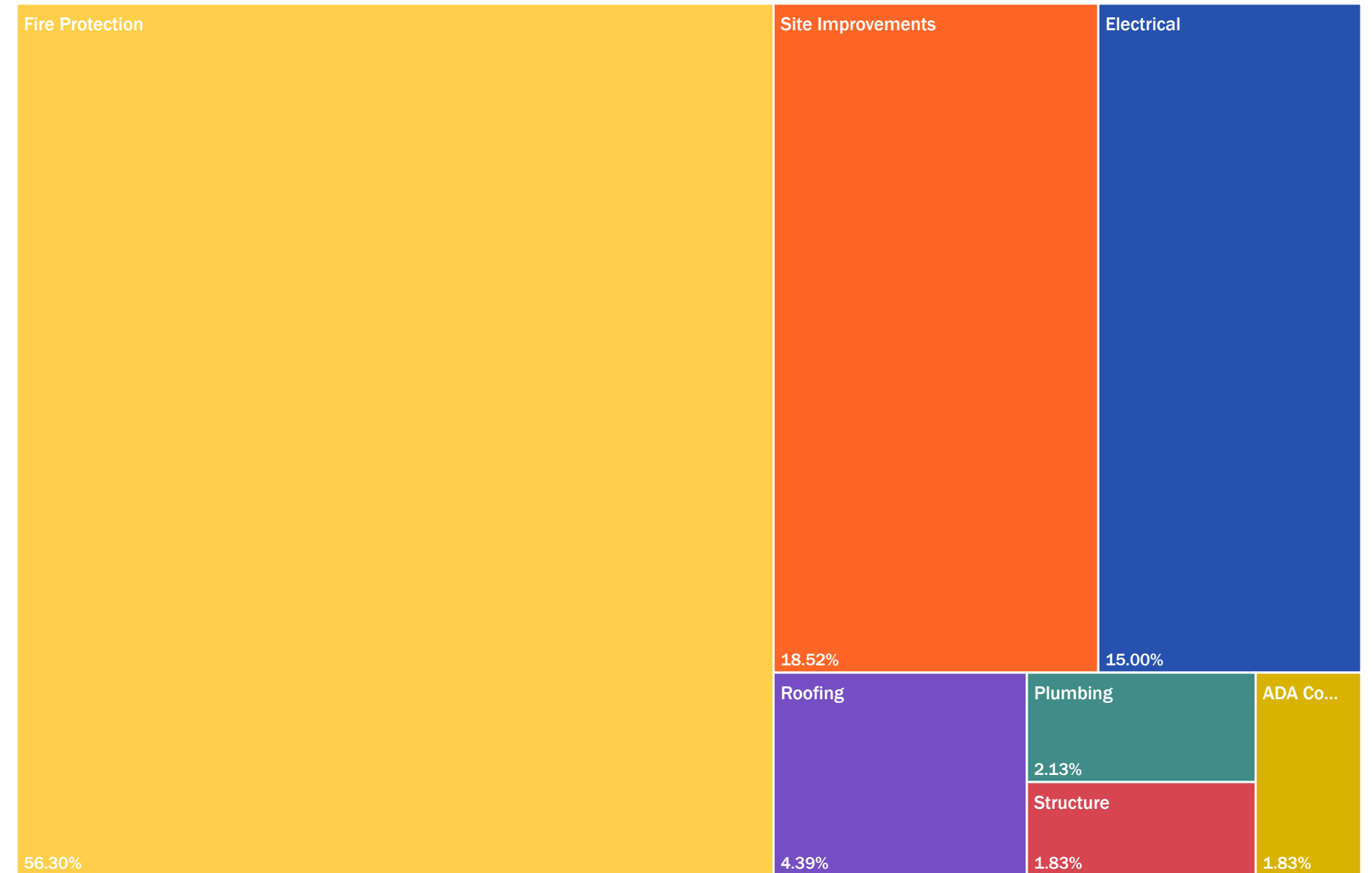
Facility Assessment:

Huerta Elementary

Affected System	Total Cost
ADA Compliance	\$30,023
Electrical	\$246,107
Fire Protection	\$923,978
Plumbing	\$35,027
Roofing	\$72,056
Site Improvements	\$304,017
Structure	\$30,023
Total	\$1,641,233

Building	Total Cost
Administrative Office	\$177,184
Classrooms 1-2	\$202,999
Classrooms 15-19	\$252,847
Classrooms 3-14	\$383,790
Multipurpose Building	\$319,596
Site	\$304,818
Total	\$1,641,233

Cost by Category

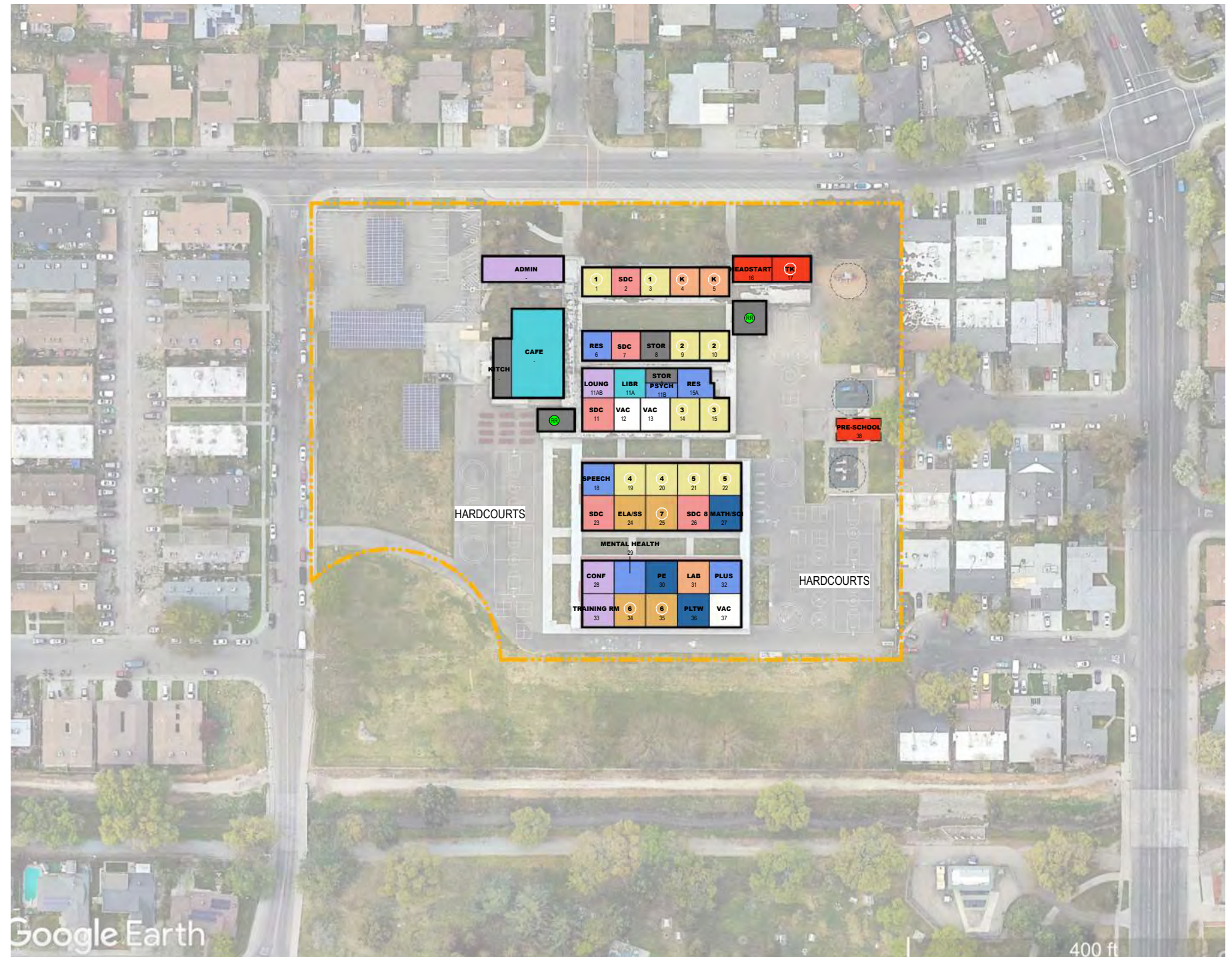


KENNEDY ELEMENTARY SCHOOL

Use	Number of rooms	Capacity
ECE	3	72
Grades 1 - 5	10	250
Grades 6 - 8	4	104
Kinder	2	48
Non-Scheduled Classroom	3	
Potential Classroom	3	81
Resource Room	6	
Special Education	5	65
Specialized Classroom	1	27
Total	37	647

Legend

● Grades 1 - 5	 Permanent Room
● Grades 6 - 8	 Portable Room
● Specialized Classroom	● Restrooms
● Special Ed	 Play Structures
● ECE	X Y X: GRADE# Y: ROOM#
● Teacher Spaces / Admin	
● Resource Room	
● Non-Scheduled Classroom	
● Amenity Space	
● Service	
 Vacant	



Kennedy Elementary

				Cost (2024)	
Project Rank	Future Unfunded Project	Type	Project	Low	High
1		Health and Safety, Security	New fence with screening at Park side	\$ 302,819	\$ 402,749
1		Health and Safety, Security	Repair gate access	\$ 23,977	\$ 31,889
3		Security	New lighting fixture in main hallway and rooms 6-10	\$ 71,929	\$ 95,665
3		Security	Relocate safety cameras	\$ 11,989	\$ 15,945
3		Security	New intercom	\$ 273,328	\$ 363,527
6		Health and Safety	Redo entry area flooring	\$ 8,776	\$ 11,672
6		Health and Safety	New parent drop off, along Santa Paula	\$ 7,193	\$ 9,567
6		Health and Safety	Redesign rain gutters	\$ 28,772	\$ 38,266
9	Yes	Additional Funding Eligible, Program Equity	Modernizations- Existing Building Modernization	\$ 16,543,531	\$ 22,002,896
10	Yes	Program Equity	Modernize classroom furniture	\$ 1,654,354	\$ 2,200,290
10		Program Equity	New play structure for 3-6 grades	\$ 119,881	\$ 159,442
12			Expand parking	\$ 676,127	\$ 899,249
12	Yes		New windows for older buildings	\$ 719,284	\$ 956,648
12	Yes		Window treatment in new buildings	\$ 431,571	\$ 573,989
12			New Outdoor learning environment	\$ 287,714	\$ 382,660
12	Yes		Admin Modernization	\$ 1,918,091	\$ 2,551,061
12	Yes		MPR Modernization	\$ 839,165	\$ 1,116,089
12			Expand fitness and music/dance space	\$ 2,301,709	\$ 3,061,273
12	Yes		Demo Portables	\$ 23,977	\$ 31,889
12	Yes		Preschool portable to be replaced with new portable	\$ 359,642	\$ 478,324
			Hazmat treatment	\$ 4,099,919	\$ 5,452,892
			Total	\$ 30,703,748	\$ 40,835,982

Excludes escalation. Estimated to be 4% compounded annually.

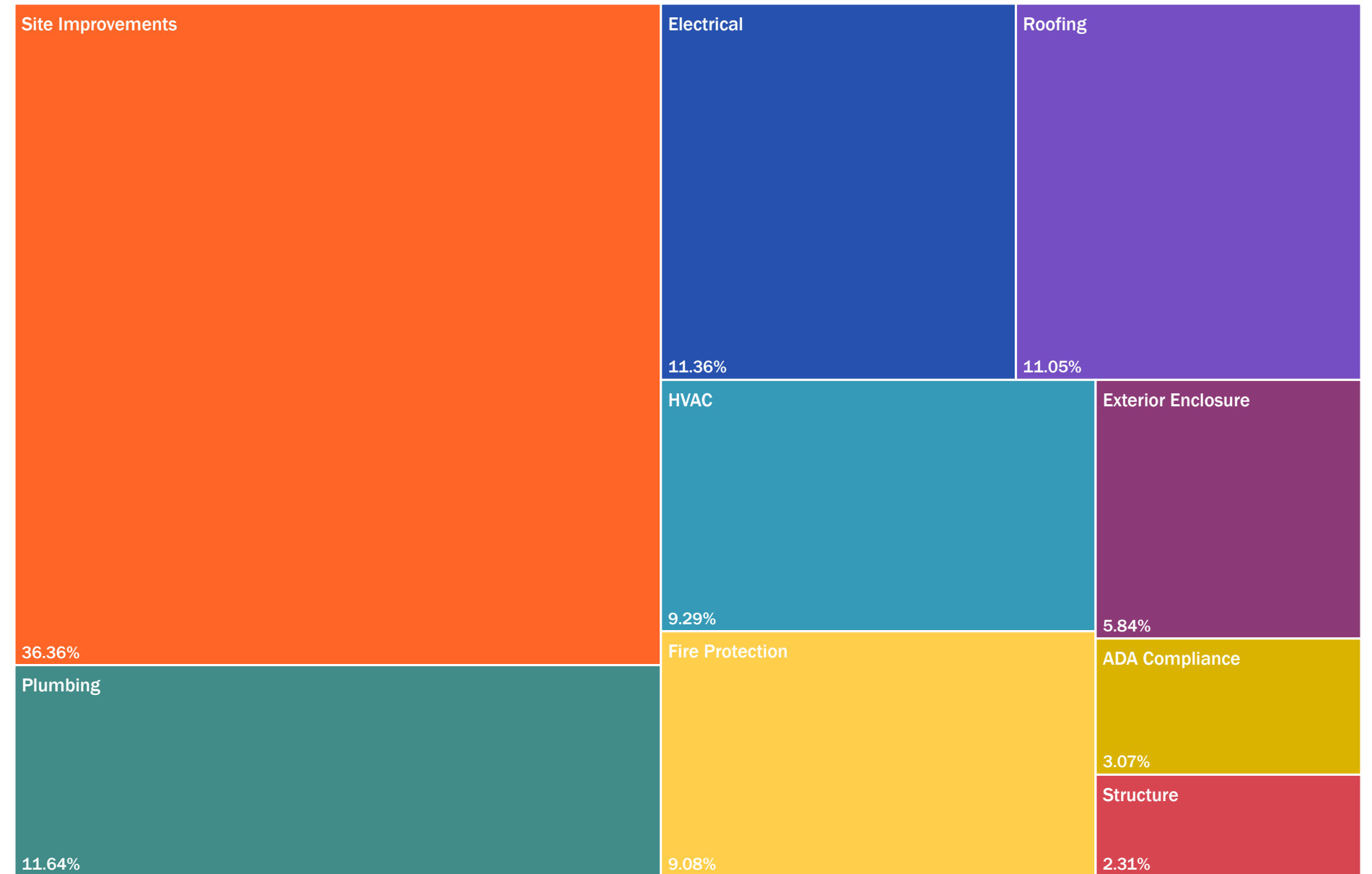
Facility Assessment:

Kennedy Elementary

Affected System	Total Cost
ADA Compliance	\$293,229
Electrical	\$1,083,591
Exterior Enclosure	\$557,294
Fire Protection	\$866,076
HVAC	\$886,692
Plumbing	\$1,110,567
Roofing	\$1,053,823
Site Improvements	\$3,469,479
Structure	\$220,172
Total	\$9,540,923

Building	Total Cost
Admin	\$373,965
Classrooms 11-15	\$1,316,920
Classrooms 1-5	\$825,070
Classrooms 16-17	\$465,972
Classrooms 18-27	\$10,008
Classrooms 29-37	\$10,008
Classrooms 6-10	\$596,354
Multipurpose	\$889,543
Portables	\$220,172
Restroom North	\$274,214
Restroom South	\$178,507
Site	\$4,380,190
Total	\$9,540,923

Cost by Category



KING ELEMENTARY SCHOOL

Use	Number of rooms	Capacity
ECE	1	24
Grades 1 - 5	22	550
Grades 6 - 8	11	289
Kinder	4	96
Non-Scheduled Classroom	7	
Potential Classroom	2	54
Resource Room	10	
Specialized Classroom	1	
Total	58	1013

Legend

- Grades 1 - 5
- Grades 6 - 8
- Specialized Classroom
- Special Ed
- ECE
- Teacher Spaces / Admin
- Resource Room
- Non-Scheduled Classroom
- Amenity Space
- Service
- Vacant
- Permanent Room
- Portable Room
- Restrooms
- Play Structures
- X: GRADE#
Y: ROOM#



Source: GOOGLE MAPS 2024

King Elementary

				Cost (2024)	
Project Rank	Future Unfunded Project	Type	Project	Low	High
1		Security	Add security cameras	\$ 47,953	\$ 63,777
2		Health and Safety, Program Equity	New Kinder and TK Restrooms	\$ 479,523	\$ 637,766
3	Yes	Health and Safety	Create clear drop off at E Lafayette St	\$ 22,298	\$ 29,657
3		Health and Safety	Resurface walkway	\$ 59,941	\$ 79,721
3		Health and Safety	Additional Middle school restrooms	\$ 239,762	\$ 318,883
6	Yes	Additional Funding Eligible, Program Equity	Modernizations- Existing Building Modernization	\$ 9,710,334	\$ 12,914,744
7	Yes	Program Equity	Modernize classroom furniture	\$ 1,942,067	\$ 2,582,949
7	Yes	Program Equity	New track	\$ 741,223	\$ 985,826
7	Yes	Program Equity	New Covered fitness space	\$ 1,078,926	\$ 1,434,972
7		Program Equity	New Windows in middle school classrooms	\$ 263,738	\$ 350,771
7		Program Equity	Expansion of MPR building	\$ 2,397,614	\$ 3,188,826
12	Yes		Admin Modernization	\$ 2,877,136	\$ 3,826,591
12	Yes		MPR Modernization	\$ 719,284	\$ 956,648
12			New Outdoor learning environment	\$ 287,714	\$ 382,660
			Hazmat treatment	\$ 4,459,561	\$ 5,931,216
			Total	\$ 25,327,074	\$ 33,685,007

Excludes escalation. Estimated to be 4% compounded annually.

Facility Assessment:

King Elementary

Affected System	Total Cost
ADA Compliance	\$11,609
Electrical	\$1,643,390
Fire Protection	\$587,523
HVAC	\$500,391
Plumbing	\$683,320
Roofing	\$1,945,075
Site Improvements	\$1,059,527
Structure	\$2,501,954
Total	\$8,932,788

Building	Total Cost
Admin	\$386,113
Classrooms 1-11	\$2,089,030
Library	\$352,913
Main Building	\$1,692,094
Portables	\$2,501,954
Site	\$1,910,684
Total	\$8,932,788

Cost by Category



KOHL OPEN SCHOOL

Use	Number of rooms	Capacity
Grades 1 - 5	5	125
Grades 6 - 8	3	79
Kinder	1	24
Total	9	228

Legend

- Grades 1 - 5
- Grades 6 - 8
- Specialized Classroom
- Special Ed
- ECE
- Teacher Spaces / Admin
- Resource Room
- Non-Scheduled Classroom
- Amenity Space
- Service
- Vacant
- Permanent Room
- Portable Room
- Restrooms
- Play Structures
- X: GRADE#
Y: ROOM#



Kohl Open Elementary

Cost (2024)

Project Rank	Future Unfunded Project	Type	Project	Low	High
1		Security	Add entry buzzer and cameras	\$ 47,953	\$ 63,777
2		Health and Safety	New water station	\$ 14,386	\$ 19,133
3	Yes	Program Equity	Modernizations- Existing Building Modernization	\$ 6,041,986	\$ 8,035,841
3	Yes	Program Equity	Modernize classroom furniture	\$ 604,199	\$ 803,585
5	Yes		Admin Modernization	\$ 2,157,852	\$ 2,869,943
5	Yes		MPR Modernization	\$ 779,225	\$ 1,036,369
5	Yes		Expand parking off Brookside	\$ 388,414	\$ 516,590
5			New Outdoor learning environment	\$ 287,714	\$ 382,660
			Total	\$ 10,321,729	\$ 13,727,898

Excludes escalation. Estimated to be 4% compounded annually.

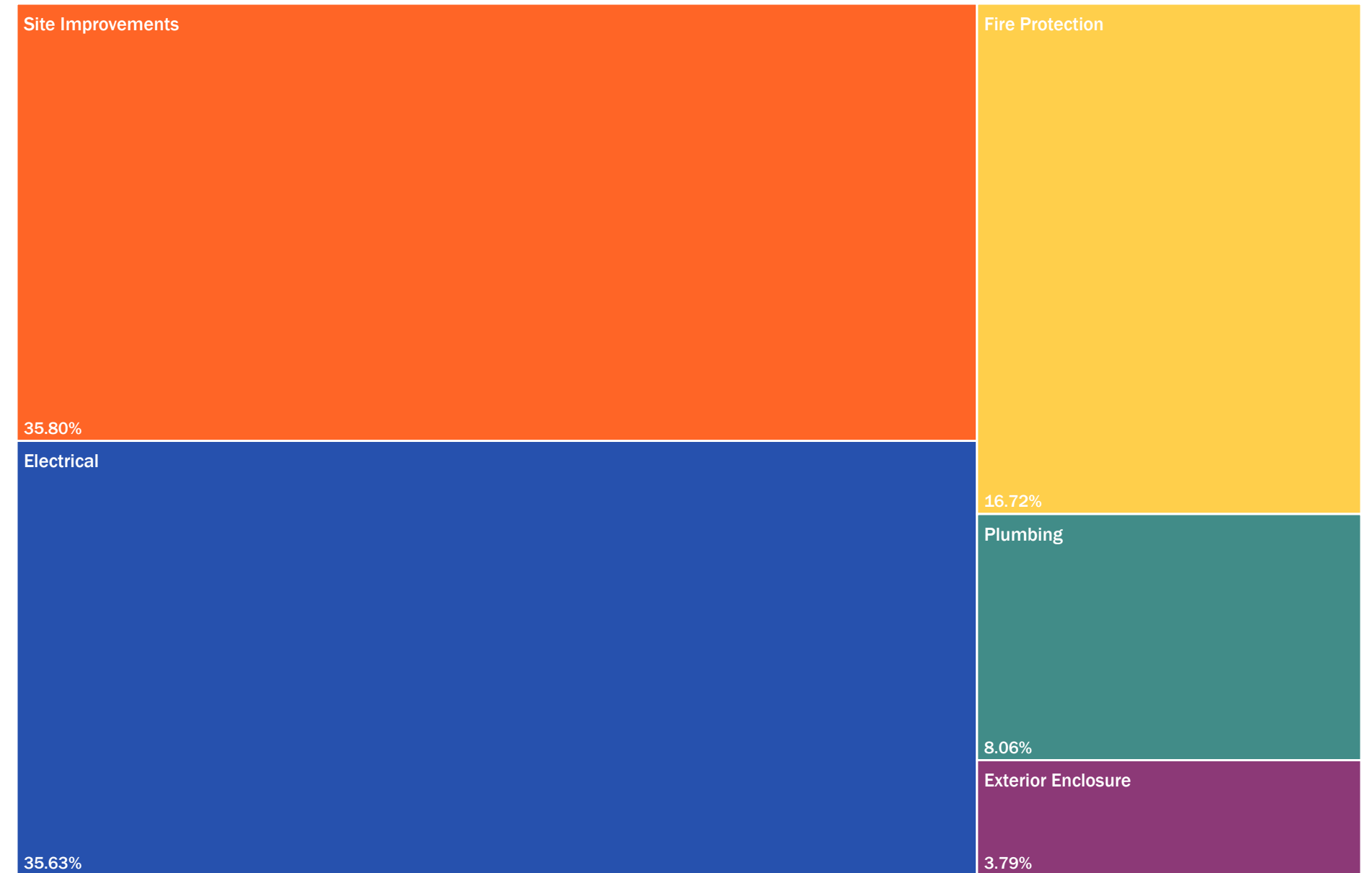
Facility Assessment:

Kohl Open

Affected System	Total Cost
Electrical	\$481,961
Exterior Enclosure	\$51,260
Fire Protection	\$226,177
Plumbing	\$109,085
Site Improvements	\$484,378
Total	\$1,352,861

Building	Total Cost
Admin	\$105,162
Building B	\$109,305
Building C	\$72,785
Building D	\$60,599
Building E	\$99,306
Building F	\$84,794
Multipurpose	\$208,431
Site	\$612,478
Total	\$1,352,861

Cost by Category



MADISON ELEMENTARY SCHOOL

FIRST FLOOR

Use	Number of rooms	Capacity
ECE	2	48
Grades 1 - 5	19	475
Grades 6 - 8	7	185
Kinder	3	72
Non-Scheduled Classroom	2	
Resource Room	2	
Special Education	5	65
Total	40	845

Legend

● Grades 1 - 5	 Permanent Room
● Grades 6 - 8	 Portable Room
● Specialized Classroom	● Restrooms
● Special Ed	 Play Structures
● ECE	X Y X: GRADE# Y: ROOM#
● Teacher Spaces / Admin	
● Resource Room	
● Non-Scheduled Classroom	
● Amenity Space	
● Service	
 Vacant	



MADISON ELEMENTARY SCHOOL

SECOND FLOOR

Use	Number of rooms	Capacity
ECE	2	48
Grades 1 - 5	19	475
Grades 6 - 8	7	185
Kinder	3	72
Non-Scheduled Classroom	2	
Resource Room	2	
Special Education	5	65
Total	40	845

Legend

● Grades 1 - 5	 Permanent Room
● Grades 6 - 8	 Portable Room
● Specialized Classroom	● Restrooms
● Special Ed	 Play Structures
● ECE	X Y X: GRADE# Y: ROOM#
● Teacher Spaces / Admin	
● Resource Room	
● Non-Scheduled Classroom	
● Amenity Space	
● Service	
 Vacant	



Madison Elementary

Cost (2024)

Project Rank	Future Unfunded Project	Type	Project	Low	High
1		Health and Safety, Program Equity	Add dedicated restrooms for kindergarten, and a SPED hygiene room in classrooms	\$ 479,523	\$ 637,766
2		Health and Safety	Upgrade restrooms fully	\$ 599,404	\$ 797,207
2		Building Systems	Fix HVAC issues in counselor and after school program offices, and office off the cafeteria	\$ 71,929	\$ 95,665
2		Building Systems	Building system upgrades - fire alarm, data, intrusion, and intercom	\$ 239,762	\$ 318,883
5	Yes	Program Equity	New play structure for grades 1-8	\$ 119,881	\$ 159,442
5	Yes	Program Equity	Convert Room 14 and 8 into STEAM classroom	\$ 1,582,425	\$ 2,104,625
5		Additional Funding Eligible	Modernizations- Existing Building Modernization	\$ 21,218,877	\$ 28,221,106
5		Program Equity	Modernize classroom furniture	\$ 2,121,888	\$ 2,822,111
5		Program Equity	Seating in auditorium needs repair	\$ 2,265,745	\$ 3,013,441
10	Yes		Admin Modernization	\$ 1,918,091	\$ 2,551,061
10	Yes		MPR Modernization	\$ 1,438,568	\$ 1,913,296
10	Yes		More staff parking	\$ 474,728	\$ 631,388
10			New Outdoor learning environment	\$ 287,714	\$ 382,660
10	Yes		New conference rooms	\$ 287,714	\$ 382,660
10	Yes		New Covered fitness space	\$ 1,078,926	\$ 1,434,972
			Hazmat treatment	\$ 5,847,779	\$ 7,777,546
			Total	\$ 40,032,954	\$ 53,243,829

Excludes escalation. Estimated to be 4% compounded annually.

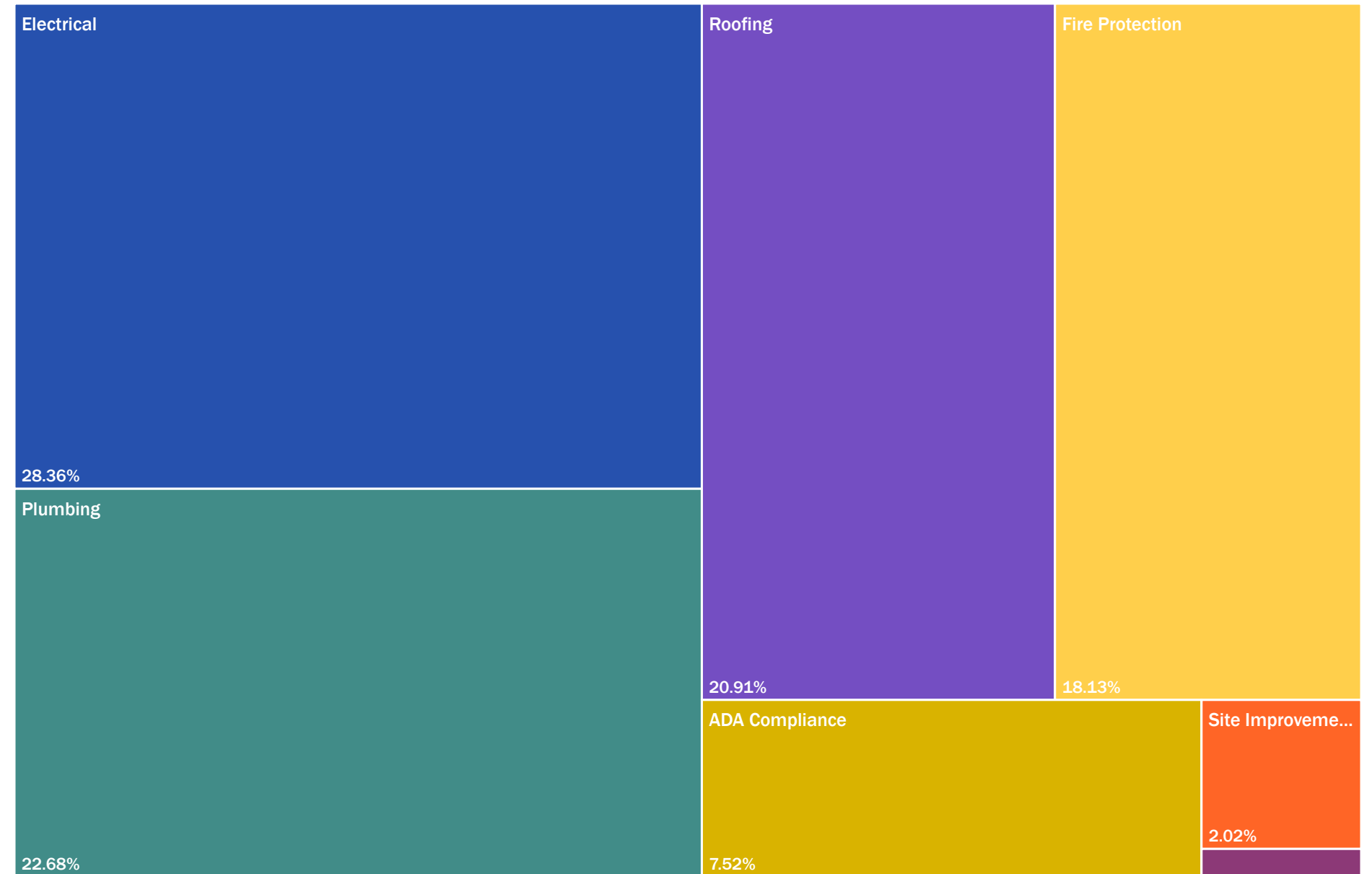
Facility Assessment:

Madison Elementary

Affected System	Total Cost
ADA Compliance	\$505,194
Electrical	\$1,905,262
Exterior Enclosure	\$25,520
Fire Protection	\$1,218,023
Plumbing	\$1,524,118
Roofing	\$1,404,681
Site Improvements	\$135,906
Total	\$6,718,705

Building	Total Cost
Building A	\$6,576,794
Site	\$141,911
Total	\$6,718,705

Cost by Category



MARSHALL ELEMENTARY SCHOOL

Use	Number of rooms	Capacity
ECE	2	48
Grades 1 - 5	6	150
Grades 6 - 8	5	133
Kinder	1	24
Non-Scheduled Classroom	3	
Potential Classroom	2	54
Resource Room	10	
Special Education	13	169
Total	42	578

Legend

- Grades 1 - 5
- Grades 6 - 8
- Specialized Classroom
- Special Ed
- ECE
- Teacher Spaces / Admin
- Resource Room
- Non-Scheduled Classroom
- Amenity Space
- Service
- Vacant
- Permanent Room
- Portable Room
- Restrooms
- Play Structures
- X: GRADE#
Y: ROOM#



Source: GOOGLE MAPS 2024

John Marshall Elementary

Cost (2024)

Project Rank	Future Unfunded Project	Type	Project	Low	High
1		Health and Safety, Building Systems	Update the old irrigation pipes	\$ 47,953	\$ 63,777
1		Health and Safety, Building Systems	Upgrade fire alarm system	\$ 119,881	\$ 159,442
3	Yes	Health and Safety	Expand drop off and parking at the east parking lot which is currently sharing with Taylor	\$ 985,419	\$ 1,310,608
3		Health and Safety	Replace window covering throughout campus	\$ 604,199	\$ 803,585
3		Health and Safety	Repurpose part of cafeteria into new nurse and psych offices	\$ 719,284	\$ 956,648
3		Health and Safety	Restroom upgrade and Additional restrooms	\$ 479,523	\$ 637,766
3		Building Systems	Upgrade cafeteria - new AV, stage lighting, curtain	\$ 119,881	\$ 159,442
3		Health and Safety	Replace Library Flooring	\$ 18,702	\$ 24,873
9		Program Equity	Upgrade sensory play in the two play yards	\$ 101,899	\$ 135,526
9	Yes	Program Equity	Upgrade track	\$ 5,322,702	\$ 7,079,193
9		Program Equity	Modernizations- Existing Building Modernization	\$ 16,903,173	\$ 22,481,220
9		Program Equity	Convert (3) classrooms into (2) labs	\$ 2,013,996	\$ 2,678,614
9		Program Equity	Modernize classroom furniture	\$ 1,690,318	\$ 2,248,122
9		Program Equity	New play structure	\$ 119,881	\$ 159,442
15			Enhance garden outside teacher area	\$ 122,279	\$ 162,631
15			Expand Library into room 37 and conversion of storage room	\$ 935,070	\$ 1,243,642
15	Yes		Admin Modernization	\$ 2,877,136	\$ 3,826,591
15	Yes		MPR Modernization	\$ 1,798,210	\$ 2,391,620
15			New Outdoor learning environment	\$ 287,714	\$ 382,660
			Hazmat treatment	\$ 4,891,131	\$ 6,505,204
			Total	\$ 40,158,351	\$ 53,410,606

Excludes escalation. Estimated to be 4% compounded annually.

Facility Assessment:

Marshall Elementary

Affected System	Total Cost
ADA Compliance	\$353,676
Electrical	\$4,768,004
Exterior Enclosure	\$1,714,112
Fire Protection	\$2,811,611
HVAC	\$1,293,010
Plumbing	\$3,207,138
Roofing	\$3,093,307
Site Improvements	\$2,464,524
Total	\$19,705,384

Building	Total Cost
Admin	\$854,231
Classrooms 103-106	\$731,475
Classrooms 11-13	\$1,150,138
Classrooms 21-27	\$1,113,788
Classrooms 31-48	\$3,315,973
Classrooms 51-58	\$1,262,207
Classrooms 61-67	\$1,265,036
Gym	\$2,784,534
Multipurpose	\$2,612,598
Restroom	\$72,036
Site	\$4,543,368
Total	\$19,705,384

Cost by Category



MCKINLEY ELEMENTARY SCHOOL

Use	Number of rooms	Capacity
ECE	1	24
Grades 1 - 5	17	425
Grades 6 - 8	9	237
Kinder	3	72
Non-Scheduled Classroom	2	
Resource Room	10	
Total	42	758

Legend

- Grades 1 - 5
- Grades 6 - 8
- Specialized Classroom
- Special Ed
- ECE
- Teacher Spaces / Admin
- Resource Room
- Non-Scheduled Classroom
- Amenity Space
- Service
- Vacant
- Permanent Room
- Portable Room
- Restrooms
- Play Structures
- X: GRADE#
Y: ROOM#



McKinley Elementary

Cost (2024)

Project Rank	Future Unfunded Project	Type	Project	Low	High
1		Security	New cameras at preschool playground and behind the library	\$ 47,953	\$ 63,777
2		Health and Safety	Add turnaround at main entrance	\$ 294,907	\$ 392,226
2		Health and Safety	Redo concrete floor around the kindergarten playground, and the brick edge of the path around the main building	\$ 659,344	\$ 876,927
2		Health and Safety	Add sinks and water fountains in middle school portables	\$ 28,772	\$ 38,266
5	Yes	Additional Funding Eligible, Program Equity	Modernizations- Existing Building Modernization	\$ 10,069,976	\$ 13,393,067
6	Yes	Program Equity	Modernize classroom furniture	\$ 1,006,998	\$ 1,339,307
6		Program Equity	Replace kindergarten playground	\$ 119,881	\$ 159,442
6	Yes	Program Equity	New classroom building with Music room and Flex lab	\$ 20,139,951	\$ 26,786,134
6	Yes	Program Equity	Demo portables	\$ 287,714	\$ 382,660
6		Program Equity	New Covered fitness space	\$ 1,078,926	\$ 1,434,972
11	Yes		Admin Modernization	\$ 2,157,852	\$ 2,869,943
11	Yes		MPR Modernization	\$ 719,284	\$ 956,648
11			Expand parking	\$ 1,222,783	\$ 1,626,301
11			New Outdoor learning environment	\$ 287,714	\$ 382,660
11			New/relocate primary school restrooms and middle school restrooms	\$ 479,523	\$ 637,766
			Hazmat treatment	\$ 2,769,244	\$ 3,683,094
			Total	\$ 41,370,822	\$ 55,023,190

Excludes escalation. Estimated to be 4% compounded annually.

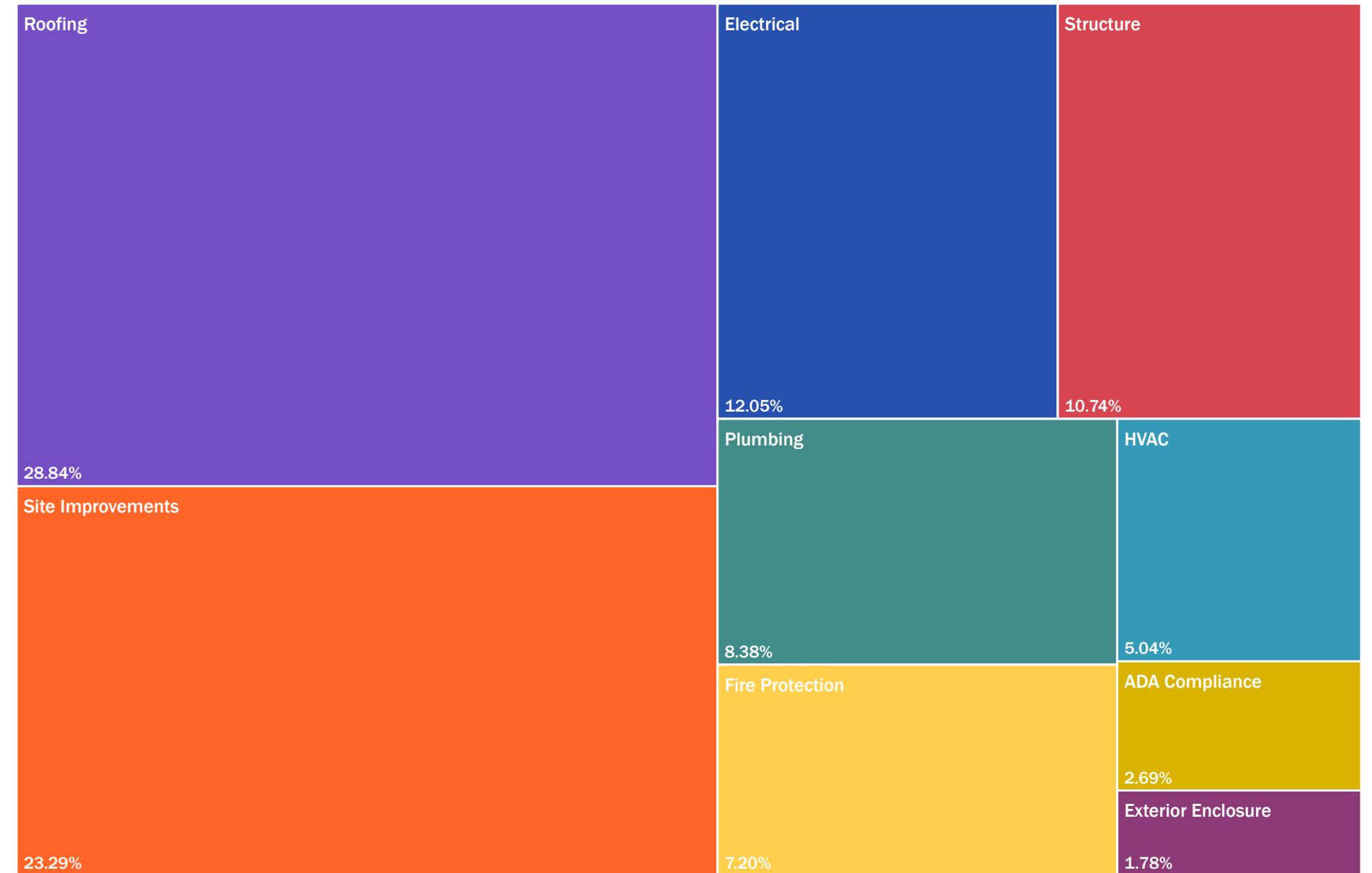
Facility Assessment:

McKinley Elementary

Affected System	Total Cost
ADA Compliance	\$330,358
Electrical	\$1,481,557
Exterior Enclosure	\$218,571
Fire Protection	\$885,091
HVAC	\$620,485
Plumbing	\$1,030,305
Roofing	\$3,547,490
Site Improvements	\$2,864,357
Structure	\$1,321,032
Total	\$12,299,244

Building	Total Cost
Classrooms A-B	\$458,888
Classrooms 15-25	\$4,153,463
Multipurpose	\$2,859,403
Portables	\$1,321,032
Site	\$3,506,458
Total	\$12,299,244

Cost by Category

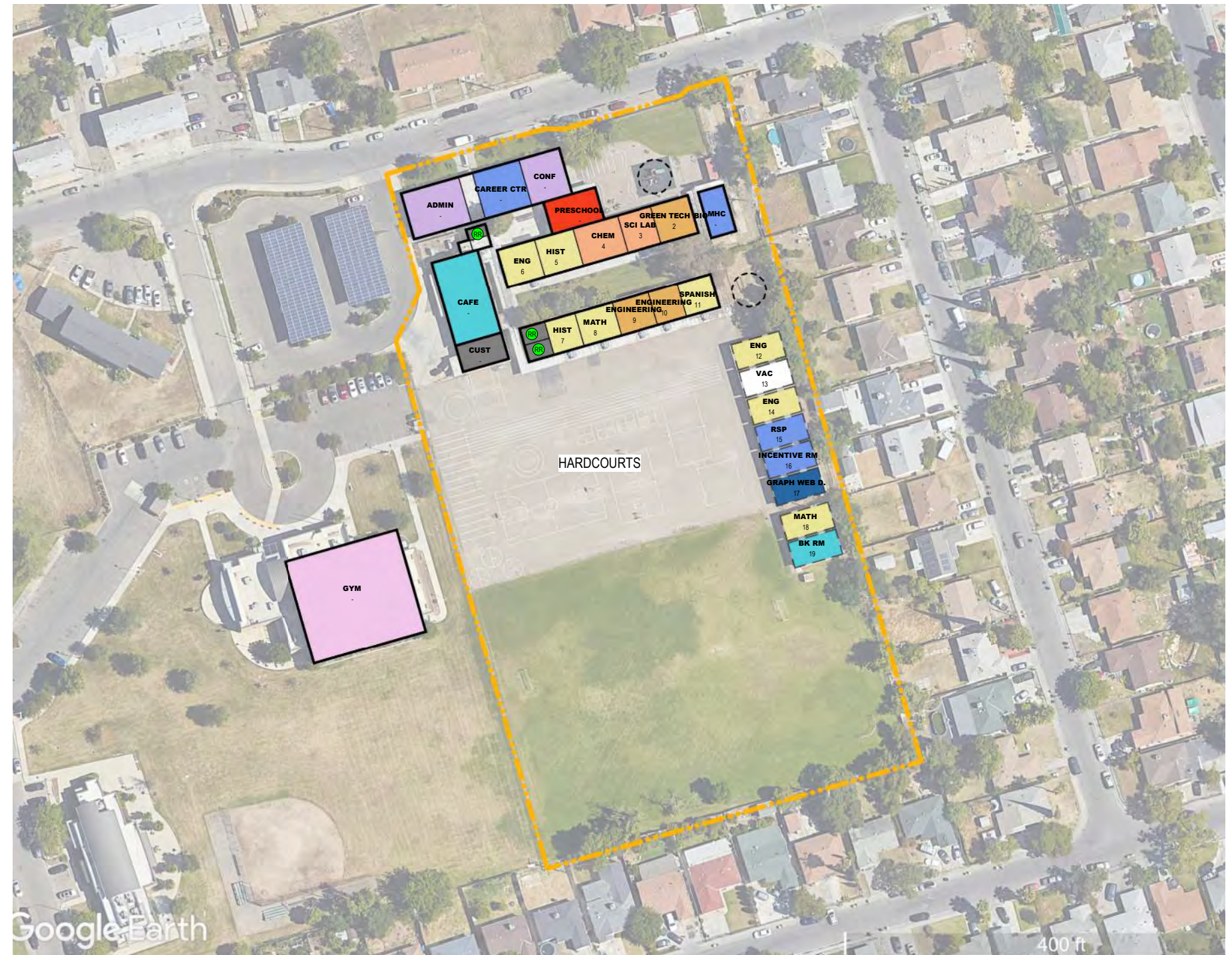


MERLO INSTITUTE OF ENVIRONMENTAL TECHNOLOGY

Use	Number of rooms	Capacity
CTE	3	69
ECE	1	20
Gen Ed	8	184
Gymnasium	1	23
Non-Scheduled Classroom	1	
Potential Classroom	1	23
Resource Room	4	
Specialized Classroom	2	46
Total	21	365

Legend

● Grades 1 - 5	 Permanent Room
● Grades 6 - 8	 Portable Room
● Specialized Classroom	● Restrooms
● Special Ed	 Play Structures
● ECE	X: GRADE# Y: ROOM#
● Teacher Spaces / Admin	
● Resource Room	
● Non-Scheduled Classroom	
● Amenity Space	
● Service	
 Vacant	



Source: GOOGLE MAPS 2024

Edward C. Merlo Institute

Cost (2024)

Project Rank	Future Unfunded Project	Type	Project	Low	High
1		Health and Safety, Building Systems	Fix fire alarm system	\$ 119,881	\$ 159,442
1		Health and Safety, Building Systems	Update intercom system	\$ 130,431	\$ 173,473
3		Security	Chain-link fence between park needs to be replaced and add screening	\$ 93,507	\$ 124,365
4		Health and Safety, Program Equity	New drinking fountains	\$ 28,772	\$ 38,266
5		Health and Safety	Fill in potholes in field	\$ 1,030,974	\$ 1,371,195
5		Health and Safety	Replace carpet in portables with LVT	\$ 115,086	\$ 153,064
5		Health and Safety	Redo office floor to fix the crack issue	\$ 43,158	\$ 57,399
5	Yes	Health and Safety	Restroom modernization	\$ 3,597	\$ 4,784
5		Health and Safety	Address expansive soil repair	\$ 863,141	\$ 1,147,978
5		Health and Safety	Replace classroom door locks	\$ 50,350	\$ 66,966
5		Health and Safety	Add push bars on exit gates	\$ 7,193	\$ 9,567
12		Additional Funding Eligible, Program Equity	Modernizations- Existing Building Modernization	\$ 6,545,484	\$ 8,705,494
13		Program Equity	Modernize classroom furniture	\$ 654,549	\$ 870,550
13	Yes	Program Equity	Move calming room to a centralized location	\$ 863,141	\$ 1,147,978
13		Program Equity	New Classroom Building	\$ 17,262,815	\$ 22,959,544
13	Yes	Program Equity	Demo portables	\$ 191,810	\$ 255,107
13	Yes	Program Equity	New maker space with an adjacent covered work yard	\$ 2,877,136	\$ 3,826,591
13		Program Equity	New Covered fitness space	\$ 1,078,926	\$ 1,434,972
13		Program Equity	New irrigation at field	\$ 47,953	\$ 63,777
20	Yes		Admin Modernization	\$ 1,438,568	\$ 1,913,296
20	Yes		MPR Modernization	\$ 719,284	\$ 956,648
20			New Outdoor learning environment	\$ 287,714	\$ 382,660
20			Add power/data to outside instructional area	\$ 479,523	\$ 637,766
20	Yes		Paint exterior with vibrant color	\$ 195,646	\$ 260,209
			Hazmat treatment	\$ 1,956,453	\$ 2,602,082
			Total	\$ 37,085,092	\$ 49,323,173

Excludes escalation. Estimated to be 4% compounded annually.

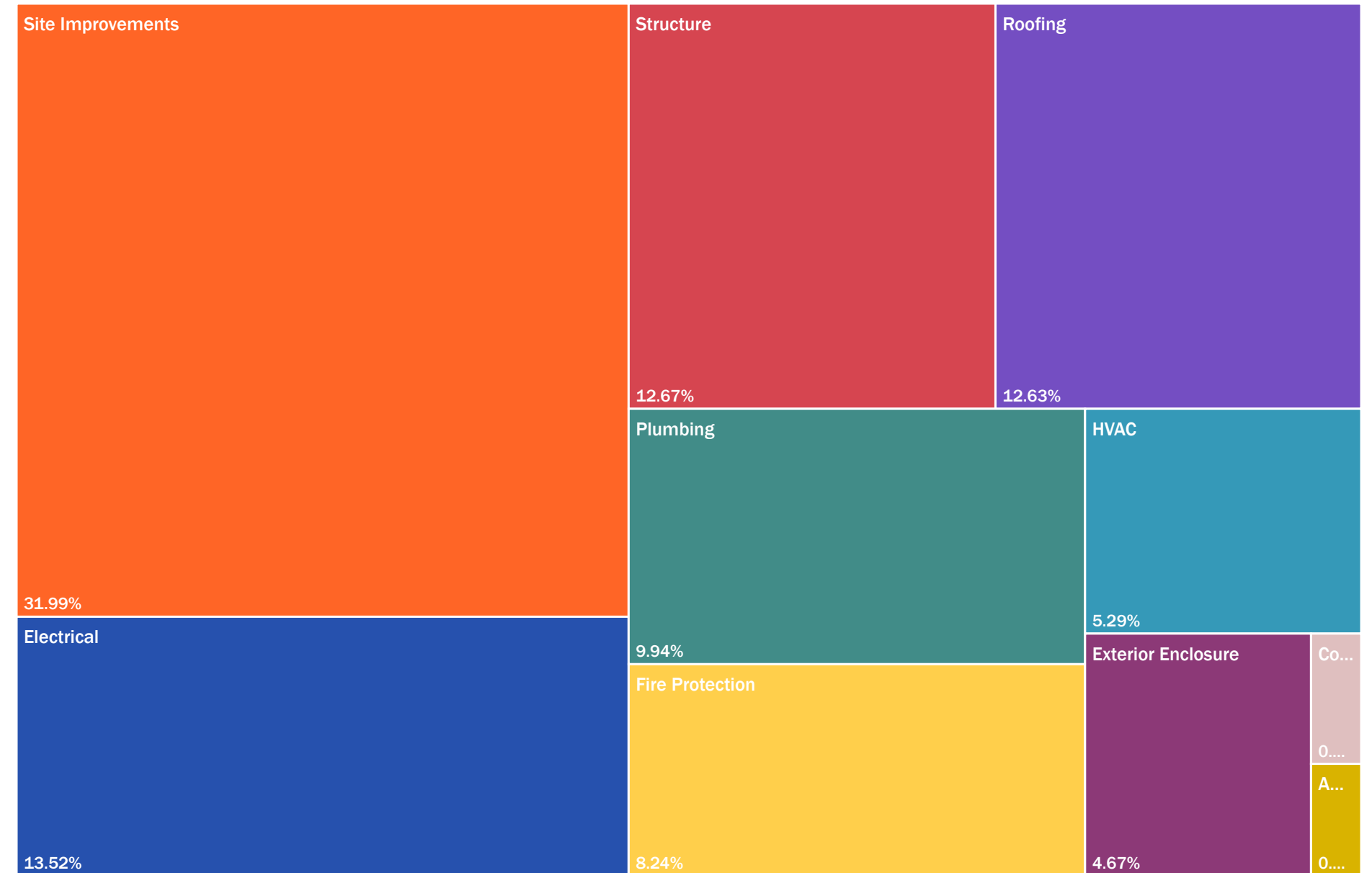
Facility Assessment:

Edward C. Merlo Institute of Environmental Stu...

Affected System	Total Cost
ADA Compliance	\$34,427
Conveying	\$40,031
Electrical	\$971,909
Exterior Enclosure	\$335,473
Fire Protection	\$592,014
HVAC	\$380,297
Plumbing	\$714,206
Roofing	\$907,909
Site Improvements	\$2,299,105
Structure	\$910,711
Total	\$7,186,082

Building	Total Cost
Admin	\$614,508
Classrooms 1-6	\$1,117,262
Classrooms 7-11	\$841,845
Healthy Start Clinic	\$204,619
Multipurpose Building	\$699,577
Portable Structures	\$880,688
Site	\$2,827,584
Total	\$7,186,082

Cost by Category



MONROE ELEMENTARY SCHOOL

Use	Number of rooms	Capacity
ECE	1	24
Grades 1 - 5	10	250
Grades 6 - 8	6	158
Kinder	2	48
Non-Scheduled Classroom	3	
Resource Room	8	
Specialized Classroom	2	54
Total	32	534

Legend

● Grades 1 - 5	 Permanent Room
● Grades 6 - 8	 Portable Room
● Specialized Classroom	● Restrooms
● Special Ed	 Play Structures
● ECE	X Y X: GRADE# Y: ROOM#
● Teacher Spaces / Admin	
● Resource Room	
● Non-Scheduled Classroom	
● Amenity Space	
● Service	
 Vacant	



Monroe Elementary

Cost (2024)

Project Rank	Future Unfunded Project	Type	Project	Low	High
1		Building Systems	New audio system in MPR	\$ 119,881	\$ 159,442
2		Additional Funding Eligible, Program Equity	Modernizations- Existing Building Modernization	\$ 7,192,840	\$ 9,566,477
3		Program Equity	Modernize classroom furniture	\$ 719,284	\$ 956,648
3	Yes	Program Equity	New Covered fitness space	\$ 1,078,926	\$ 1,434,972
3	Yes	Program Equity	Expand Lobby and include a room for Psychologist, speech, and resource	\$ 1,438,568	\$ 1,913,296
3	Yes	Program Equity	New Classroom, Library, and Lab Building	\$ 25,894,222	\$ 34,439,315
3	Yes	Program Equity	Classroom Building- Demo Portables	\$ 359,642	\$ 478,324
8	Yes		Admin Modernization	\$ 1,438,568	\$ 1,913,296
8	Yes		MPR Modernization	\$ 839,165	\$ 1,116,089
8			New Outdoor learning environment	\$ 287,714	\$ 382,660
8			New irrigation at field	\$ 47,953	\$ 63,777
8			New Exterior paint	\$ 215,786	\$ 286,995
8			New windows	\$ 239,762	\$ 318,883
			Hazmat treatment	\$ 2,157,852	\$ 2,869,943
			Total	\$ 42,030,163	\$ 55,900,117

Excludes escalation. Estimated to be 4% compounded annually.

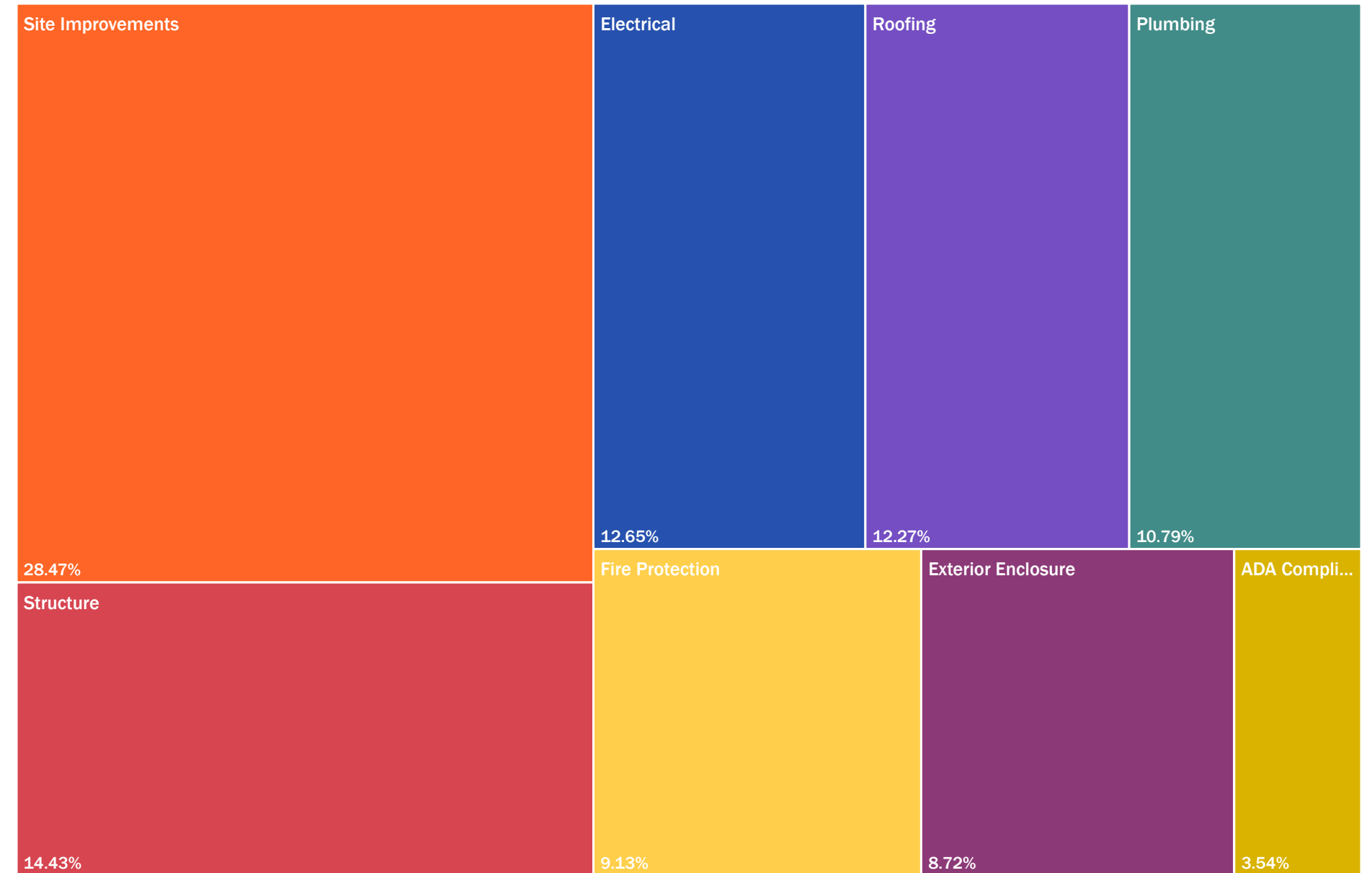
Facility Assessment:

Monroe Elementary

Affected System	Total Cost
ADA Compliance	\$323,853
Electrical	\$1,157,848
Exterior Enclosure	\$798,469
Fire Protection	\$836,093
Plumbing	\$987,431
Roofing	\$1,123,225
Site Improvements	\$2,605,895
Structure	\$1,321,032
Total	\$9,153,845

Building	Total Cost
Building A	\$589,331
Building B	\$754,652
Building C	\$497,981
Building D	\$294,697
Building E	\$942,919
Building F	\$942,919
Building H	\$162,687
Multipurpose	\$991,692
Portables	\$1,321,032
Site	\$2,655,934
Total	\$9,153,845

Cost by Category

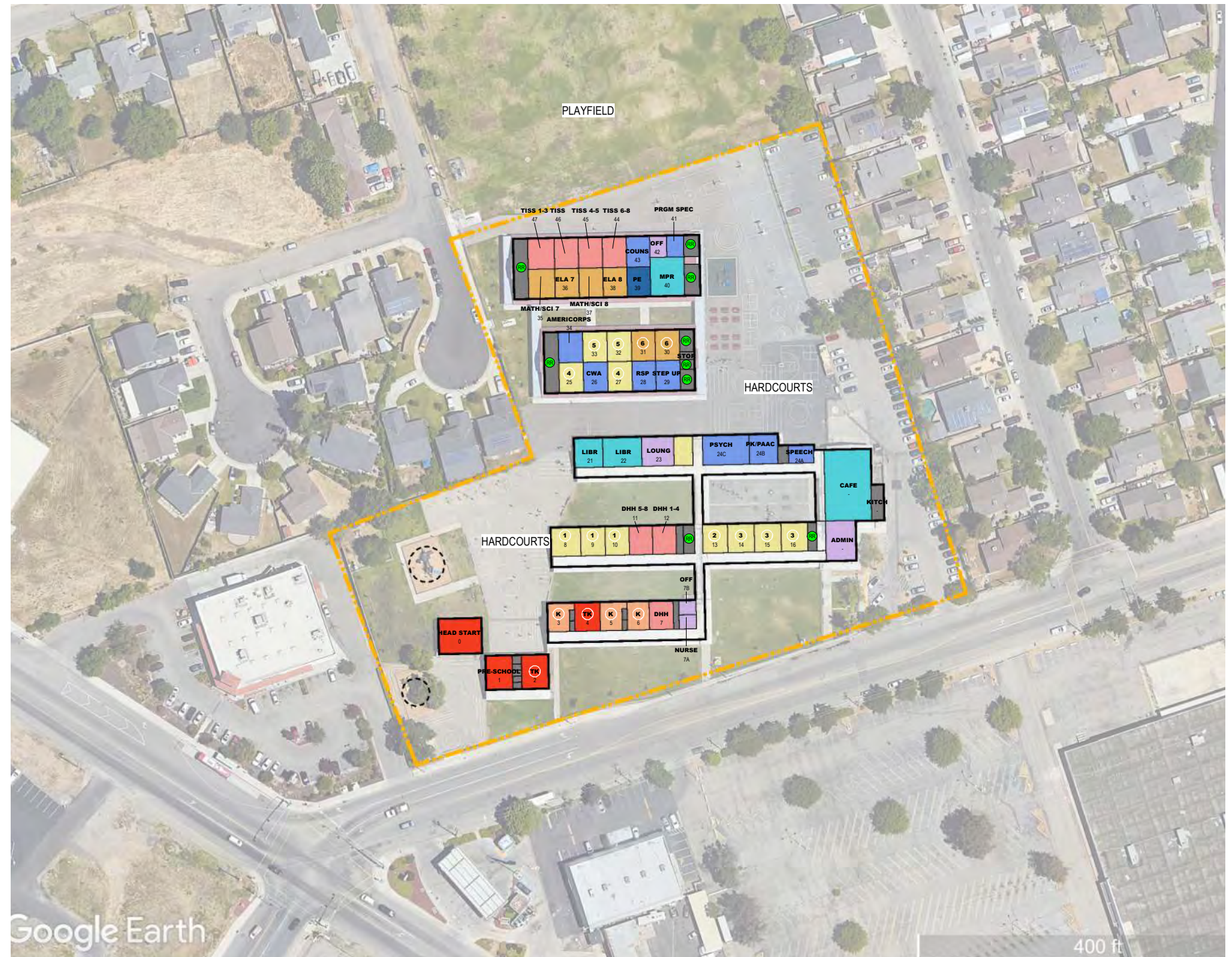


MONTEZUMA ELEMENTARY SCHOOL

Use	Number of rooms	Capacity
ECE	4	96
Grades 1 - 5	12	300
Grades 6 - 8	6	158
Kinder	3	72
Non-Scheduled Classroom	1	
Resource Room	9	
Special Education	7	91
Total	42	717

Legend

- Grades 1 - 5
- Grades 6 - 8
- Specialized Classroom
- Special Ed
- ECE
- Teacher Spaces / Admin
- Resource Room
- Non-Scheduled Classroom
- Amenity Space
- Service
- Vacant
- Permanent Room
- Portable Room
- Restrooms
- Play Structures
- X: GRADE#
Y: ROOM#



Source: GOOGLE MAPS 2024

Montezuma Elementary

Cost (2024)

Project Rank	Future Unfunded Project	Type	Project	Low	High
1		Health and Safety	Better parking flow and safer drop off	\$ 719,284	\$ 956,648
2		Additional Funding Eligible, Program Equity	Modernizations- Existing Building Modernization	\$ 16,183,889	\$ 21,524,572
3		Program Equity	Modernize classroom furniture	\$ 1,618,389	\$ 2,152,458
3		Program Equity	Convert (3) classrooms to (2) science labs	\$ 2,157,852	\$ 2,869,943
3	Yes	Program Equity	TISS program relocate to central location	\$ 3,236,778	\$ 4,304,915
6	Yes		Admin Modernization	\$ 959,046	\$ 1,275,531
6	Yes		MPR Modernization	\$ 599,404	\$ 797,207
6			New Outdoor learning environment	\$ 287,714	\$ 382,660
			Hazmat treatment	\$ 3,236,778	\$ 4,304,915
			Total	\$ 28,999,134	\$ 38,568,849

Excludes escalation. Estimated to be 4% compounded annually.

Facility Assessment:

Montezuma Elementary

Affected System	Total Cost
ADA Compliance	\$183,944
Electrical	\$1,635,702
Exterior Enclosure	\$768,060
Fire Protection	\$1,255,420
HVAC	\$572,447
Plumbing	\$1,505,283
Roofing	\$2,204,441
Site Improvements	\$958,949
Structure	\$250,195
Total	\$9,334,442

Building	Total Cost
Classrooms 1-2	\$500,321
Classrooms 17-20	\$1,841,078
Classrooms 3-7	\$1,359,692
Classrooms 8-16	\$2,441,596
Multipurpose Building	\$1,373,336
Portables	\$250,195
Site	\$1,568,225
Total	\$9,334,442

Cost by Category



NIGHTINGALE ELEMENTARY SCHOOL

Use	Number of rooms	Capacity
ECE	2	48
Grades 1 - 5	10	250
Grades 6 - 8	6	158
Kinder	2	48
Non-Scheduled Classroom	1	
Potential Classroom	1	27
Resource Room	4	
Special Education	1	13
Total	27	544

Legend

● Grades 1 - 5	 Permanent Room
● Grades 6 - 8	 Portable Room
● Specialized Classroom	● Restrooms
● Special Ed	 Play Structures
● ECE	X Y X: GRADE# Y: ROOM#
● Teacher Spaces / Admin	
● Resource Room	
● Non-Scheduled Classroom	
● Amenity Space	
● Service	
 Vacant	



Source: GOOGLE MAPS 2024

Nightingale Charter

				Cost (2024)	
Project Rank	Future Unfunded Project	Type	Project	Low	High
1		Security	More secured fence at east and west of campus. Install better fence or wall between school and community park.	\$ 778,625	\$ 1,035,572
1		Security	Additional security cameras	\$ 95,905	\$ 127,554
3		Health and Safety	Fill in holes in field	\$ 1,849,160	\$ 2,459,382
3		Health and Safety	Add new water fountains	\$ 14,386	\$ 19,133
3		Building Systems	More outlets	\$ 479,523	\$ 637,766
6		Program Equity	Replace playground surface with inclusive material	\$ 143,857	\$ 191,330
6		Additional Funding Eligible	Modernizations- Existing Building Modernization	\$ 16,687,388	\$ 22,194,226
6		Program Equity	Modernize classroom furniture	\$ 1,668,739	\$ 2,219,423
6		Program Equity	Enclose and modernize nurses office	\$ 53,947	\$ 71,749
6	Yes	Program Equity	New library and support building with support spaces/pull out rooms, parent resource room and health center	\$ 4,315,704	\$ 5,739,886
11	Yes		Admin Modernization	\$ 1,438,568	\$ 1,913,296
11	Yes		MPR Modernization	\$ 839,165	\$ 1,116,089
11	Yes		More event parking	\$ 2,258,552	\$ 3,003,874
11			New Outdoor learning environment	\$ 287,714	\$ 382,660
11			Additional adult restrooms	\$ 479,523	\$ 637,766
11	Yes		New Covered fitness space	\$ 719,284	\$ 956,648
			Hazmat treatment	\$ 3,337,478	\$ 4,438,846
			Total	\$ 35,447,518	\$ 47,145,200

Excludes escalation. Estimated to be 4% compounded annually.

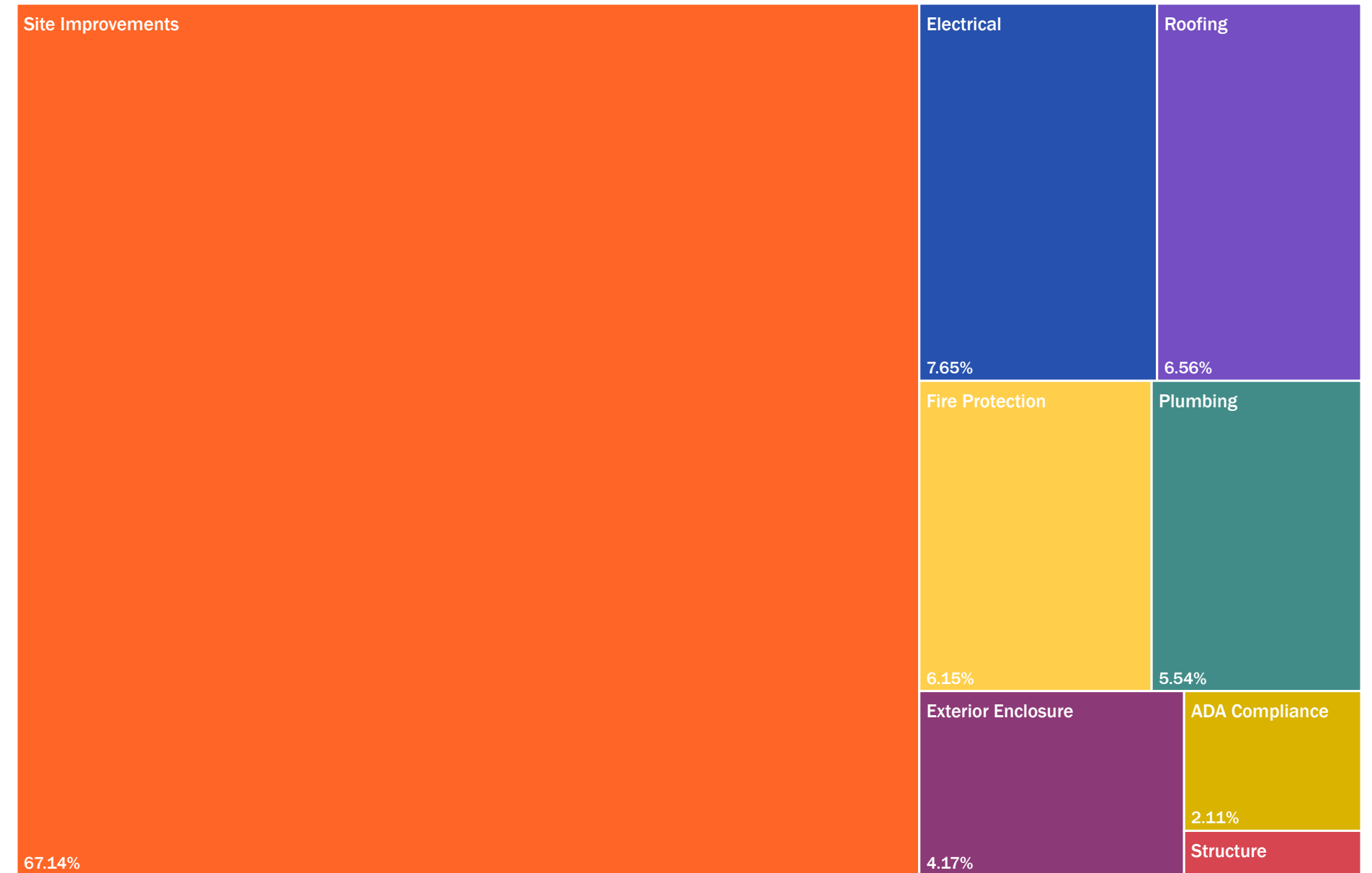
Facility Assessment:

Nightingale Elementary

Affected System	Total Cost
ADA Compliance	\$341,066
Electrical	\$1,236,552
Exterior Enclosure	\$674,604
Fire Protection	\$993,728
Plumbing	\$896,360
Roofing	\$1,061,397
Site Improvements	\$10,855,467
Structure	\$110,086
Total	\$16,169,260

Building	Total Cost
Classrooms 11-14	\$1,024,162
Classrooms 15-19	\$1,070,020
Classrooms 21-25	\$205,040
Classrooms 2-6	\$726,646
Classrooms 26-29	\$171,744
Classrooms 7-10	\$956,744
Multipurpose	\$940,759
Portables	\$110,086
Site	\$10,964,059
Total	\$16,169,260

Cost by Category



PEYTON ELEMENTARY SCHOOL

FIRST FLOOR

Use	Number of rooms	Capacity
ECE	1	24
Grades 1 - 5	17	425
Grades 6 - 8	9	237
Kinder	3	72
Non-Scheduled Classroom	1	
Resource Room	3	
Special Education	6	78
Specialized Classroom	1	13
Total	41	849

Legend

■ Grades 1 - 5	 Permanent Room
■ Grades 6 - 8	 Portable Room
■ Specialized Classroom	● Restrooms
■ Special Ed	 Play Structures
■ ECE	X Y X: GRADE# Y: ROOM#
■ Teacher Spaces / Admin	
■ Resource Room	
■ Non-Scheduled Classroom	
■ Amenity Space	
■ Service	
 Vacant	



PEYTON ELEMENTARY SCHOOL

SECOND FLOOR

Use	Number of rooms	Capacity
ECE	1	24
Grades 1 - 5	17	425
Grades 6 - 8	9	237
Kinder	3	72
Non-Scheduled Classroom	1	
Resource Room	3	
Special Education	6	78
Specialized Classroom	1	13
Total	41	849

Legend

- Grades 1 - 5
- Grades 6 - 8
- Specialized Classroom
- Special Ed
- ECE
- Teacher Spaces / Admin
- Resource Room
- Non-Scheduled Classroom
- Amenity Space
- Service
- Vacant
- Permanent Room
- Portable Room
- Restrooms
- Play Structures
- X: GRADE#
Y: ROOM#



Valentine Peyton Elementary

Cost (2024)

Project Rank	Future Unfunded Project	Type	Project	Low	High
1		Security	Add buzzer at entry	\$ 11,989	\$ 15,945
2		Health and Safety	Redo cracked cement area	\$ 179,821	\$ 239,162
2		Health and Safety	Higher fence at the back of school	\$ 406,396	\$ 540,506
2		Building Systems	Fix HVAC system	\$ 71,929	\$ 95,665
5		Program Equity	New play structure for early childhood kids	\$ 119,881	\$ 159,442
5	Yes	Program Equity	New classroom building for pre-K, Add calming/sensory room, STEM room, admin space	\$ 10,069,976	\$ 13,393,067
7	Yes		Increased drop off and parking	\$ 316,485	\$ 420,925
7	Yes		Modernizations- Existing Building Modernization	\$ 12,947,111	\$ 17,219,658
7	Yes		Modernize classroom furniture	\$ 2,589,423	\$ 3,443,932
7	Yes		Admin Modernization	\$ 359,642	\$ 478,324
7	Yes		MPR Modernization	\$ 1,558,449	\$ 2,072,737
7			New Outdoor learning environment	\$ 287,714	\$ 382,660
			Total	\$ 28,918,816	\$ 38,462,023

Excludes escalation. Estimated to be 4% compounded annually.

Facility Assessment:

Peyton Elementary

Affected System	Total Cost
Electrical	\$570,738
Fire Protection	\$4,003
Plumbing	\$92,072
Roofing	\$1,948,341
Site Improvements	\$40,031
Total	\$2,655,186

Building	Total Cost
Building A	\$82,141
Classroom 37	\$81,213
Classrooms 1-4	\$331,411
Library	\$316,828
Main Building	\$1,131,098
Multipurpose Building	\$628,430
Site	\$84,066
Total	\$2,655,186

Cost by Category



PITTMAN ELEMENTARY SCHOOL

Use	Number of rooms	Capacity
ECE	1	24
Grades 1 - 5	15	375
Grades 6 - 8	9	237
Kinder	3	72
Potential Classroom	1	27
Resource Room	6	
Total	35	735

Legend

- Grades 1 - 5
- Grades 6 - 8
- Specialized Classroom
- Special Ed
- ECE
- Teacher Spaces / Admin
- Resource Room
- Non-Scheduled Classroom
- Amenity Space
- Service
- Vacant
- Permanent Room
- Portable Room
- Restrooms
- Play Structures
- X: GRADE#
Y: ROOM#



Source: GOOGLE MAPS 2024

Pittman Charter- 50 Year Lease

Cost (2024)

Project Rank	Future Unfunded Project	Type	Project	Low	High
1		Security	Higher fence	\$ 263,978	\$ 351,090
2	Yes	Program Equity	New building for support services and staff	\$ 2,397,614	\$ 3,188,826
3	Yes		Modernizations- Existing Building Modernization	\$ 7,552,482	\$ 10,044,801
3			Modernize classroom furniture	\$ 1,510,497	\$ 2,008,961
3	Yes		Admin Modernization	\$ 599,404	\$ 797,207
3	Yes		MPR Modernization	\$ 839,165	\$ 1,116,089
3			New Outdoor learning environment	\$ 287,714	\$ 382,660
			Total	\$ 13,450,854	\$ 17,889,634

Excludes escalation. Estimated to be 4% compounded annually.

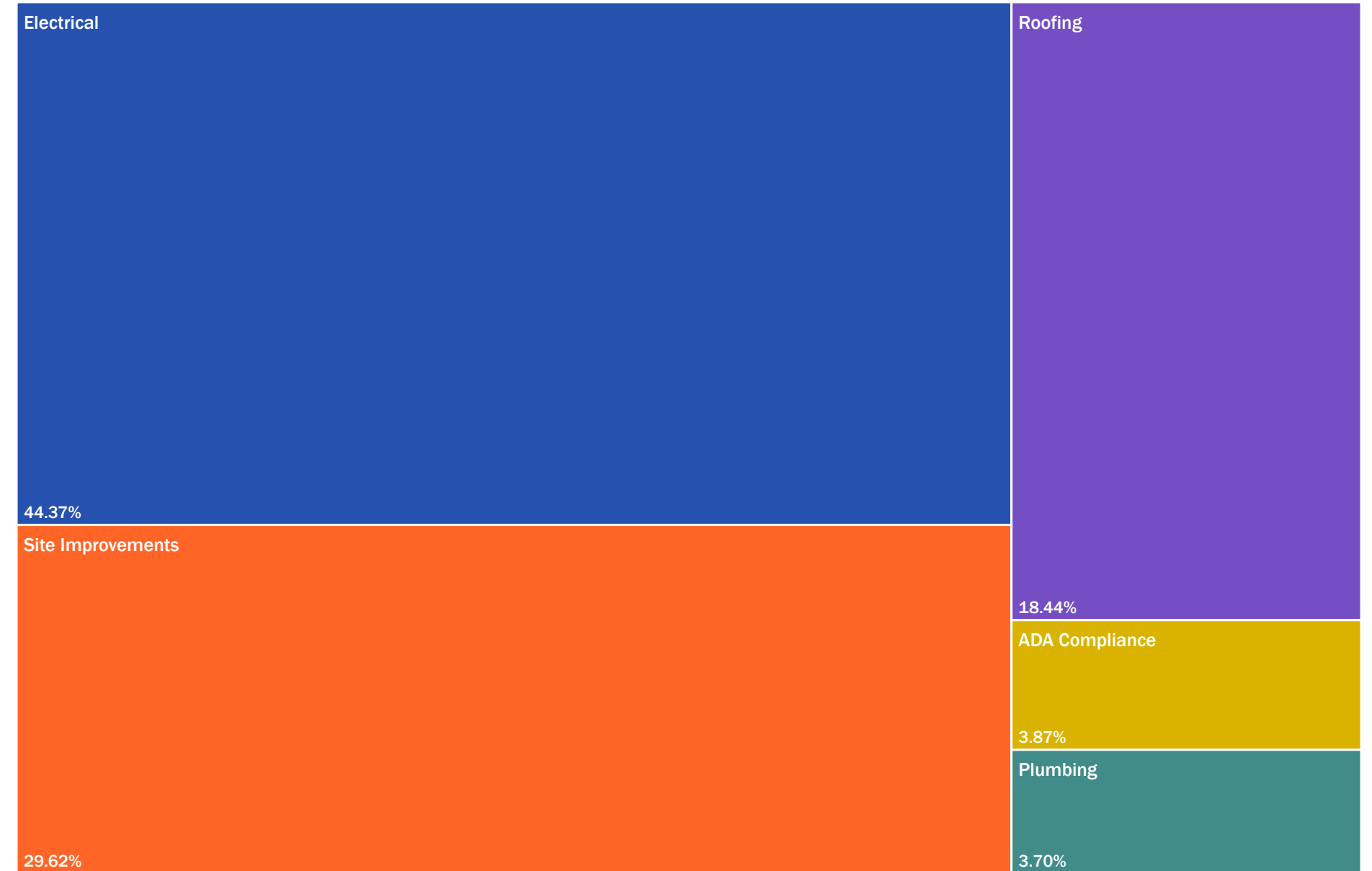
Facility Assessment:

Pittman Elementary

Affected System	Total Cost
ADA Compliance	\$51,240
Electrical	\$587,665
Plumbing	\$49,038
Roofing	\$244,191
Site Improvements	\$392,306
Total	\$1,324,440

Building	Total Cost
Building A	\$61,614
Building B	\$108,285
Building C	\$160,233
Building D	\$118,092
Building E	\$87,374
Multipurpose	\$103,981
Site	\$684,861
Total	\$1,324,440

Cost by Category



PULLIAM ELEMENTARY SCHOOL

Use	Number of rooms	Capacity
ECE	2	48
Grades 1 - 5	14	350
Grades 6 - 8	6	158
Kinder	3	72
Non-Scheduled Classroom	1	
Resource Room	6	
Special Education	5	65
Total	37	693

Legend

■ Grades 1 - 5	 Permanent Room
■ Grades 6 - 8	 Portable Room
■ Specialized Classroom	● Restrooms
■ Special Ed	 Play Structures
■ ECE	X Y X: GRADE# Y: ROOM#
■ Teacher Spaces / Admin	
■ Resource Room	
■ Non-Scheduled Classroom	
■ Amenity Space	
■ Service	
 Vacant	



Source: GOOGLE MAPS 2024

Pulliam Elementary

Cost (2024)

Project Rank	Future Unfunded Project	Type	Project	Low	High
1		Health and Safety, Building Systems	Replace lighting in some classrooms	\$ 143,857	\$ 191,330
1		Health and Safety, Building Systems	Upgrade HVAC system	\$ 71,929	\$ 95,665
3		Security	New PA System	\$ 192,289	\$ 255,744
4		Health and Safety	Redo playground floor and fix crack issue. Need more space for playground	\$ 489,114	\$ 650,521
4		Health and Safety	Better circulation for drop off /parking	\$ 748,056	\$ 994,914
4		Health and Safety	New play surface under Playstructures	\$ 179,821	\$ 239,162
4		Health and Safety	New irrigation and ground drainage system	\$ 47,953	\$ 63,777
8	Yes	Additional Funding Eligible	Modernizations- Existing Building Modernization	\$ 3,776,241	\$ 5,022,401
8	Yes	Program Equity	New Classroom and Library Building to replace Portables	\$ 27,476,647	\$ 36,543,940
8	Yes	Program Equity	Demo portables	\$ 431,571	\$ 573,989
8		Program Equity	Add restrooms for SDC and kindergarten classrooms	\$ 959,046	\$ 1,275,531
8		Program Equity	Update ramp to portables if not replacing	\$ 647,356	\$ 860,983
13	Yes		Modernize classroom furniture	\$ 755,249	\$ 1,004,481
13			Redo stucco	\$ 1,078,926	\$ 1,434,972
13	Yes		Admin Modernization	\$ 299,702	\$ 398,604
13	Yes		MPR Modernization	\$ 779,225	\$ 1,036,369
13	Yes		New benches	\$ 43,158	\$ 57,399
13			New Outdoor learning environment	\$ 287,714	\$ 382,660
			Hazmat treatment	\$ 2,157,852	\$ 2,869,943
			Total	\$ 40,565,706	\$ 53,952,385

Excludes escalation. Estimated to be 4% compounded annually.

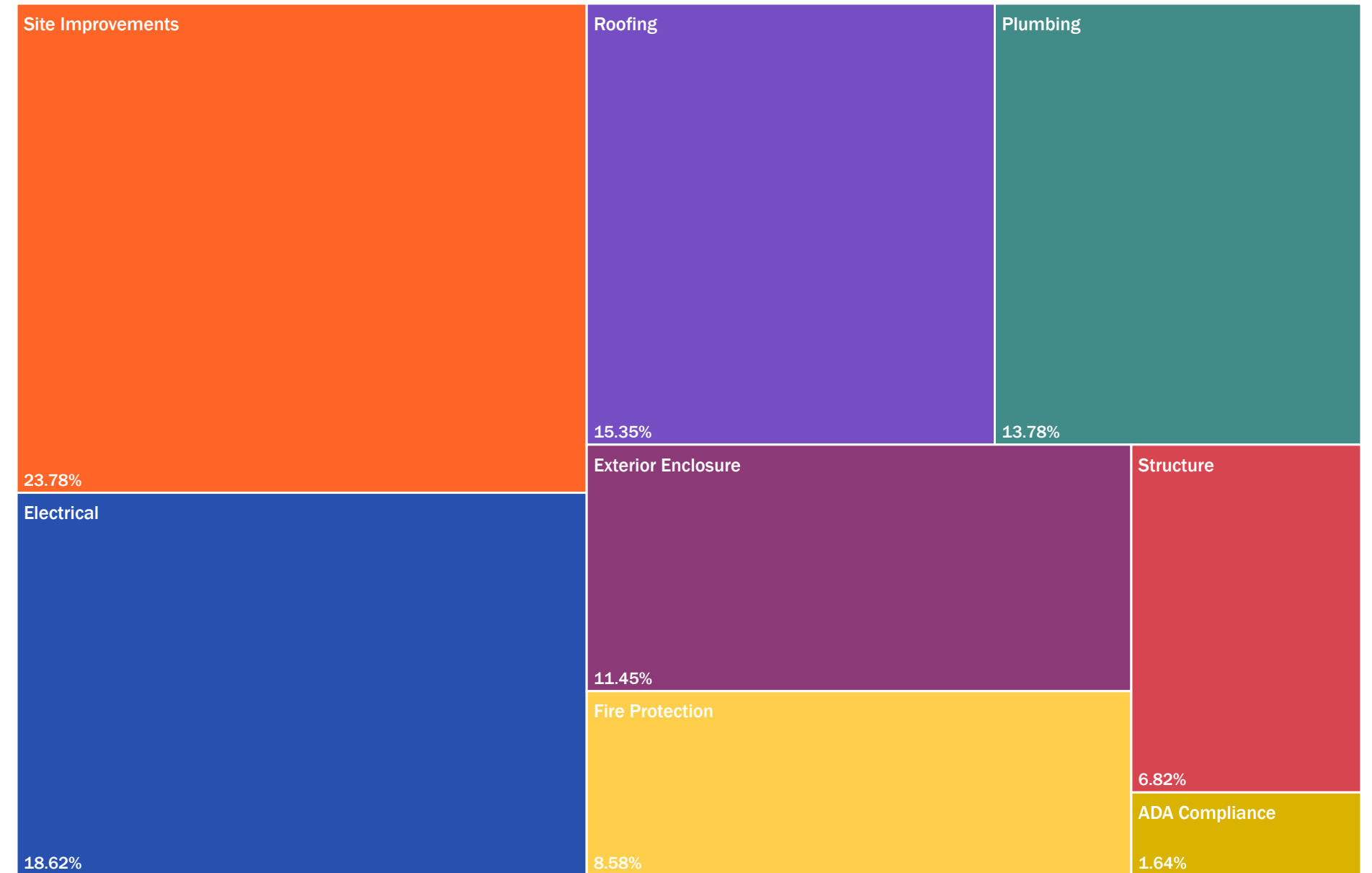
Facility Assessment:

Pulliam Elementary

Affected System	Total Cost
ADA Compliance	\$132,103
Electrical	\$1,503,963
Exterior Enclosure	\$924,375
Fire Protection	\$692,621
Plumbing	\$1,112,843
Roofing	\$1,239,340
Site Improvements	\$1,920,239
Structure	\$550,430
Total	\$8,075,914

Building	Total Cost
Admin Office	\$544,492
Building A	\$152,721
Building B	\$206,308
Classrooms 11-15	\$1,033,198
Classrooms 1-5	\$1,016,162
Classrooms 16-17	\$551,718
Classrooms 6-10	\$1,024,598
Multipurpose Building	\$1,070,043
Portables	\$550,430
Site	\$1,926,244
Total	\$8,075,914

Cost by Category



RIO CALAVERAS ELEMENTARY SCHOOL

Use	Number of rooms	Capacity
ECE	1	24
Grades 1 - 5	22	550
Grades 6 - 8	12	318
Kinder	4	96
Non-Scheduled Classroom	1	
Resource Room	7	
Special Education	1	13
Total	48	1001

Legend

● Grades 1 - 5	 Permanent Room
● Grades 6 - 8	 Portable Room
● Specialized Classroom	● Restrooms
● Special Ed	 Play Structures
● ECE	X Y X: GRADE# Y: ROOM#
● Teacher Spaces / Admin	
● Resource Room	
● Non-Scheduled Classroom	
● Amenity Space	
● Service	
 Vacant	



Rio Calaveras Elementary

Cost (2024)

Project Rank	Future Unfunded Project	Type	Project	Low	High
1		Health and Safety, Security	Fence with screening to solve visibility issue. Extend fence to go around office	\$ 359,642	\$ 478,324
2		Health and Safety, Program Equity	New play structure for preschool/TK	\$ 119,881	\$ 159,442
3		Health and Safety	Expand parking and better drop off circulation	\$ 1,165,240	\$ 1,549,770
4		Program Equity	New slide on grade 1-5 play structure	\$ 119,881	\$ 159,442
4	Yes	Program Equity	A new middle school building with labs and support rooms	\$ 6,905,126	\$ 9,183,818
4	Yes	Program Equity	New Building to replace Portables	\$ 12,947,111	\$ 17,219,658
4	Yes	Program Equity	Demo portables	\$ 239,762	\$ 318,883
4		Program Equity	Modernizations- Existing Building Modernization	\$ 8,991,050	\$ 11,958,096
4		Program Equity	Expansion of MPR building	\$ 2,397,614	\$ 3,188,826
4		Program Equity	Modernize classroom furniture	\$ 899,105	\$ 1,195,810
11	Yes		Replace partitions	\$ 71,929	\$ 95,665
11	Yes		New Covered fitness space	\$ 2,301,709	\$ 3,061,273
11	Yes		Admin Modernization	\$ 1,918,091	\$ 2,551,061
11	Yes		MPR Modernization	\$ 1,198,807	\$ 1,594,413
11			New Outdoor learning environment	\$ 287,714	\$ 382,660
			Total	\$ 39,922,662	\$ 53,097,141

Excludes escalation. Estimated to be 4% compounded annually.

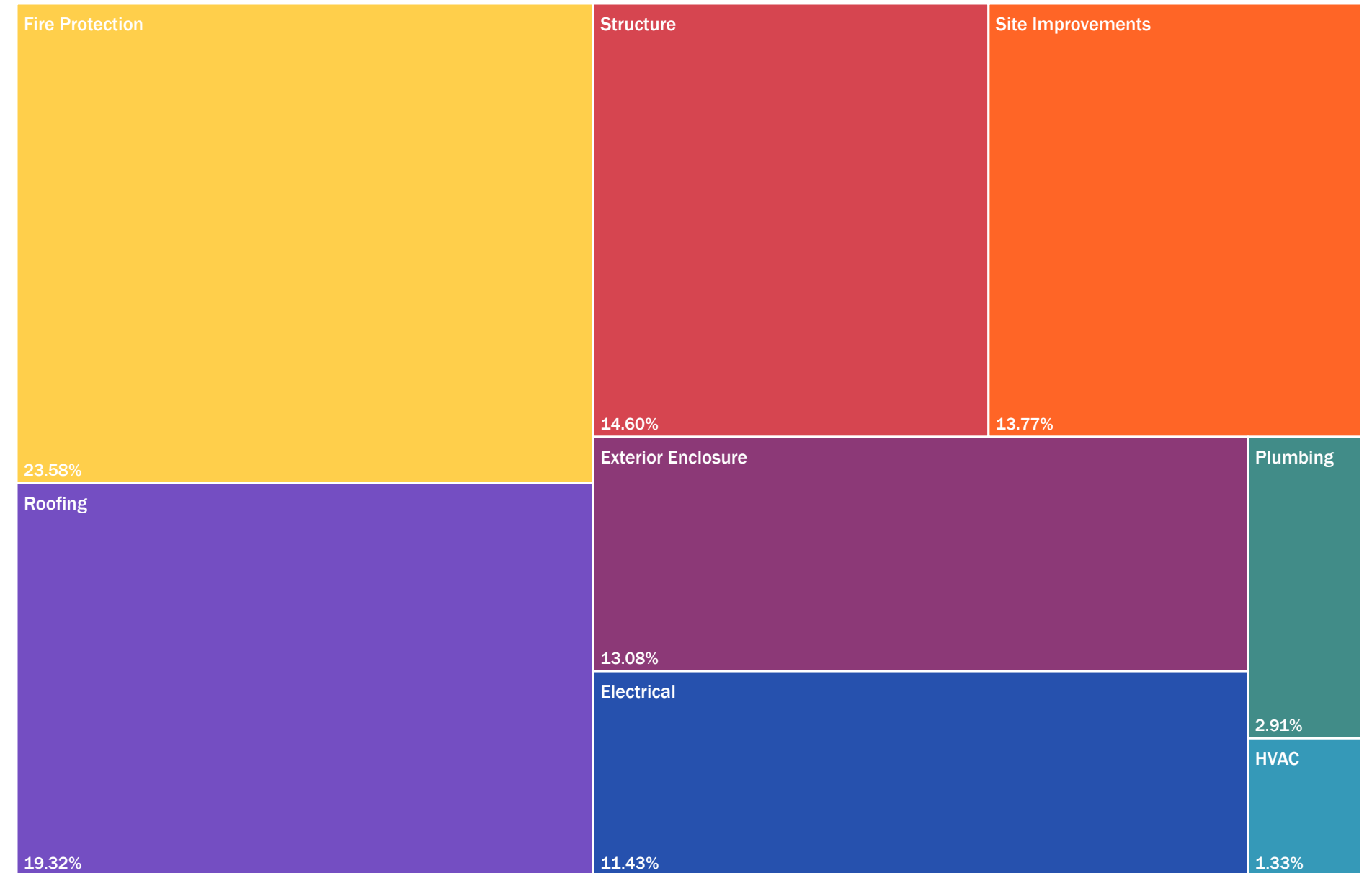
Facility Assessment:

Rio Calaveras Elementary

Affected System	Total Cost
Electrical	\$861,559
Exterior Enclosure	\$986,032
Fire Protection	\$1,777,836
HVAC	\$100,078
Plumbing	\$219,371
Roofing	\$1,457,134
Site Improvements	\$1,038,121
Structure	\$1,100,860
Total	\$7,540,991

Building	Total Cost
Building A	\$1,236,783
Building B	\$1,239,565
Building D	\$528,207
Buildings E10-E12	\$322,703
Buildings E1-E3	\$242,293
Buildings E4-B6	\$243,360
Buildings E7-E9	\$174,302
Multipurpose Building	\$976,855
Portables	\$1,100,860
Site	\$1,476,063
Total	\$7,540,991

Cost by Category



ROOSEVELT ELEMENTARY SCHOOL

Use	Number of rooms	Capacity
ECE	2	48
Grades 1 - 5	5	125
Grades 6 - 8	4	106
Kinder	1	24
Non-Scheduled Classroom	2	
Potential Classroom	5	135
Resource Room	8	
Special Education	2	26
Total	29	464

Legend

 Grades 1 - 5	 Permanent Room
 Grades 6 - 8	 Portable Room
 Specialized Classroom	 Restrooms
 Special Ed	 Play Structures
 ECE	 X: GRADE# Y: ROOM#
 Teacher Spaces / Admin	
 Resource Room	
 Non-Scheduled Classroom	
 Amenity Space	
 Service	
 Vacant	



Source: GOOGLE MAPS 2024

Roosevelt Elementary

Cost (2024)

Project Rank	Future Unfunded Project	Type	Project	Low	High
1		Security	Upgrade fence with screening	\$ 264,337	\$ 351,569
1	Yes	Security	Add fence/gate to separate C building from the rest of the campus	\$ 169,032	\$ 224,813
3		Health and Safety, Program Equity	Add restrooms to kindergarten and TK classrooms	\$ 239,762	\$ 318,883
4		Health and Safety	New glazing / add shades to solve glare issue	\$ 143,857	\$ 191,330
4		Building Systems	Upgrade sprinkler at internal courtyard	\$ 47,953	\$ 63,777
6	Yes	Program Equity	Combine two rooms into one larger library	\$ 1,006,998	\$ 1,339,307
6	Yes	Program Equity	New Building to replace Portables	\$ 11,940,114	\$ 15,880,351
6	Yes	Program Equity	New afterschool program to be built by the cafeteria	\$ 4,315,704	\$ 5,739,886
9			New Outdoor learning environment	\$ 287,714	\$ 382,660
9	Yes		Demo portables	\$ 95,905	\$ 127,554
9	Yes		New Covered fitness space	\$ 719,284	\$ 956,648
			Hazmat treatment	\$ 3,092,921	\$ 4,113,585
			Total	\$ 22,323,581	\$ 29,690,363

Excludes escalation. Estimated to be 4% compounded annually.

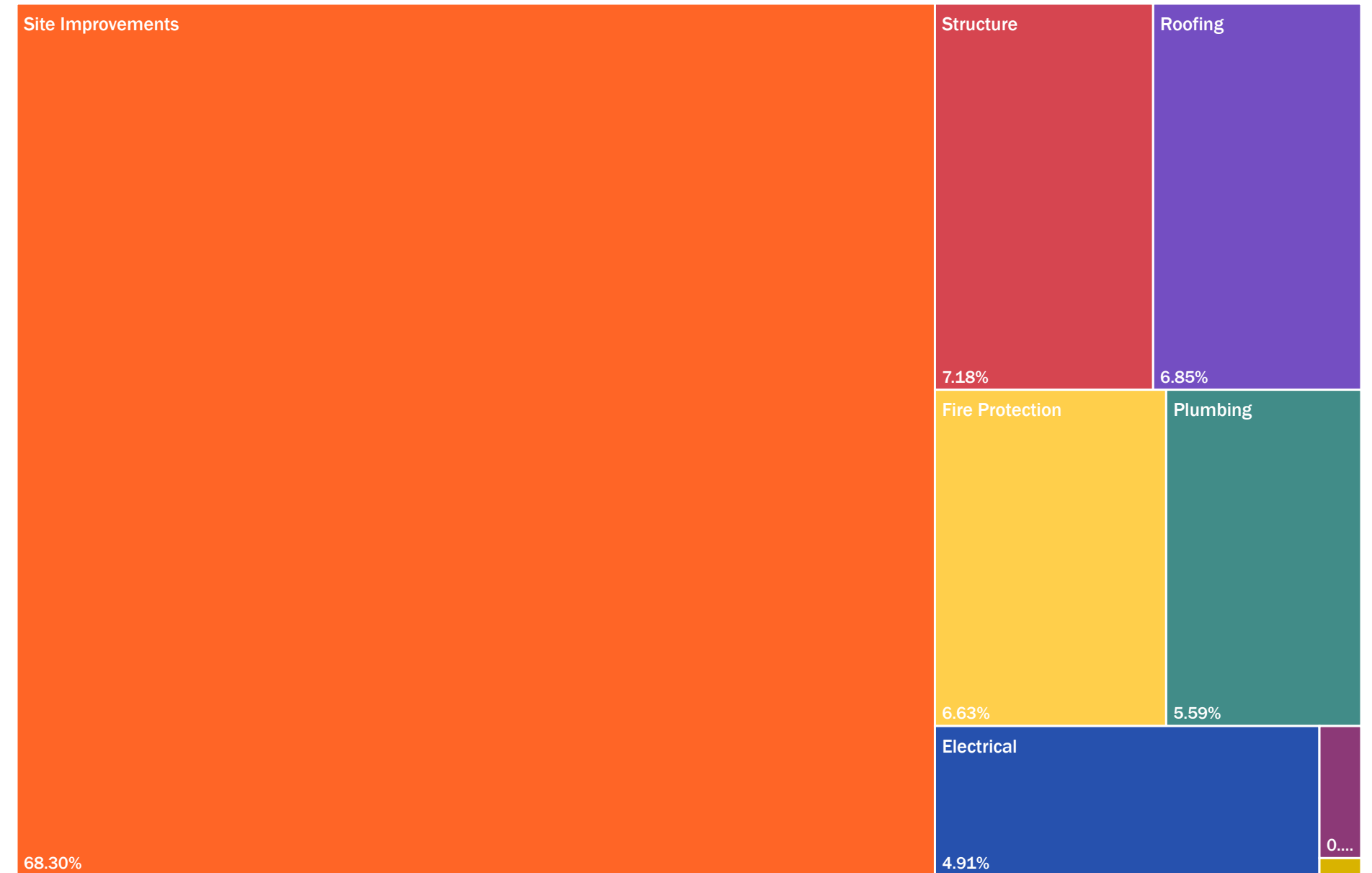
Facility Assessment:

Roosevelt Elementary

Affected System	Total Cost
ADA Compliance	\$8,807
Electrical	\$684,258
Exterior Enclosure	\$65,511
Fire Protection	\$923,641
Plumbing	\$778,984
Roofing	\$954,125
Site Improvements	\$9,514,259
Structure	\$1,000,781
Total	\$13,930,367

Building	Total Cost
Admin	\$72,357
Building B	\$2,119,855
Building C	\$218,467
Building D	\$412,946
Multipurpose	\$591,702
Portables	\$1,000,781
Site	\$9,514,259
Total	\$13,930,367

Cost by Category



PRIMARY YEARS ACADEMY

Use	Number of rooms	Capacity
Grades 1 - 5	9	225
Kinder	2	48
Non-Scheduled Classroom	2	
Potential Classroom	1	27
Total	14	300

Legend

■ Grades 1 - 5	 Permanent Room
■ Grades 6 - 8	 Portable Room
■ Specialized Classroom	● Restrooms
■ Special Ed	 Play Structures
■ ECE	X Y X: GRADE# Y: ROOM#
■ Teacher Spaces / Admin	
■ Resource Room	
■ Non-Scheduled Classroom	
■ Amenity Space	
■ Service	
 Vacant	



Source: GOOGLE MAPS 2024

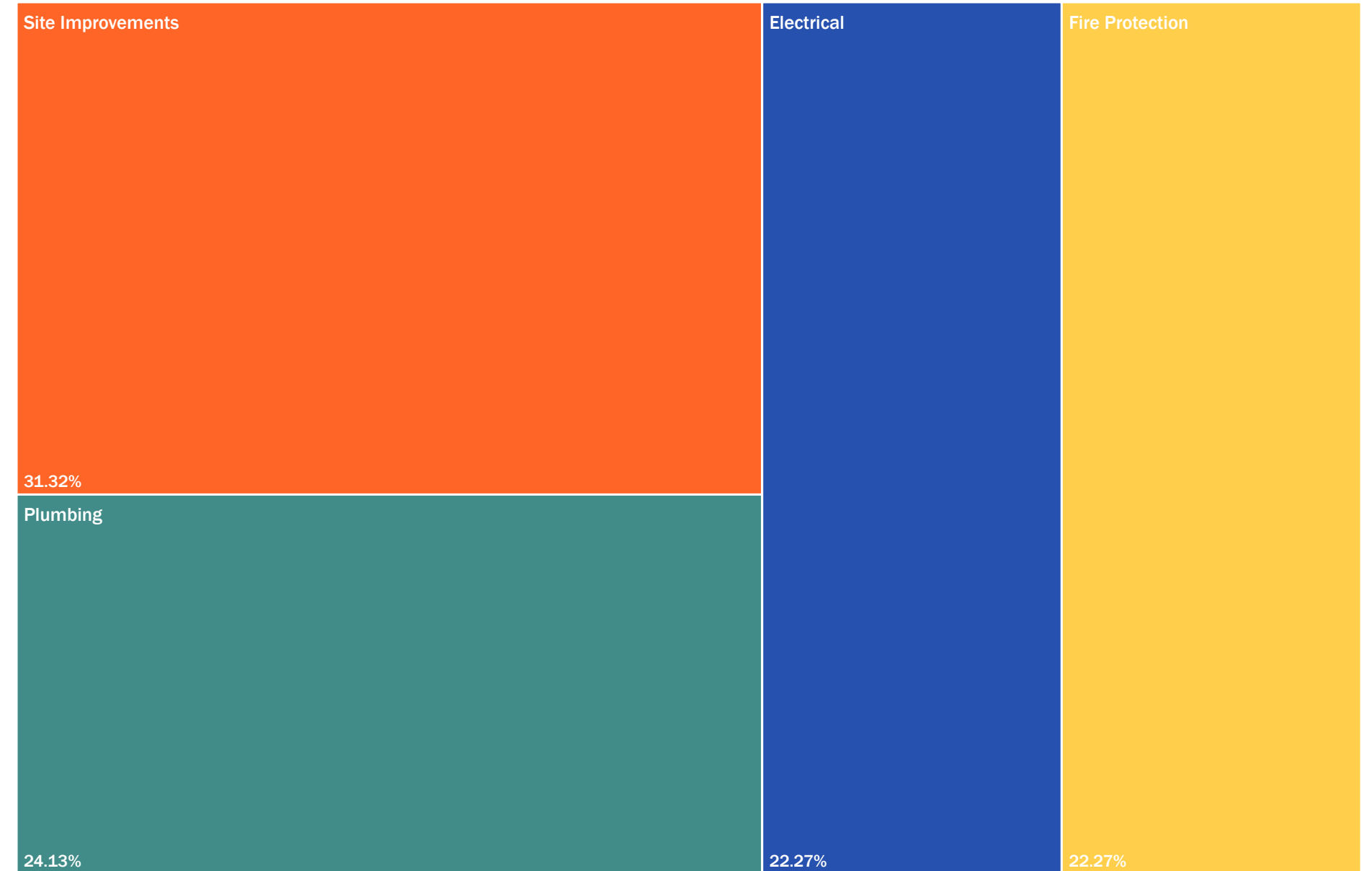
Facility Assessment:

Primary Years Academy

Affected System	Total Cost
Electrical	\$681,989
Fire Protection	\$681,989
Plumbing	\$738,821
Site Improvements	\$958,949
Total	\$3,061,747

Building	Total Cost
Admin	\$105,014
Building A	\$399,616
Building B	\$399,616
Building C	\$399,616
Building K	\$175,147
East Restroom	\$59,913
Multipurpose	\$490,633
Site	\$958,949
West Restroom	\$73,243
Total	\$3,061,747

Cost by Category

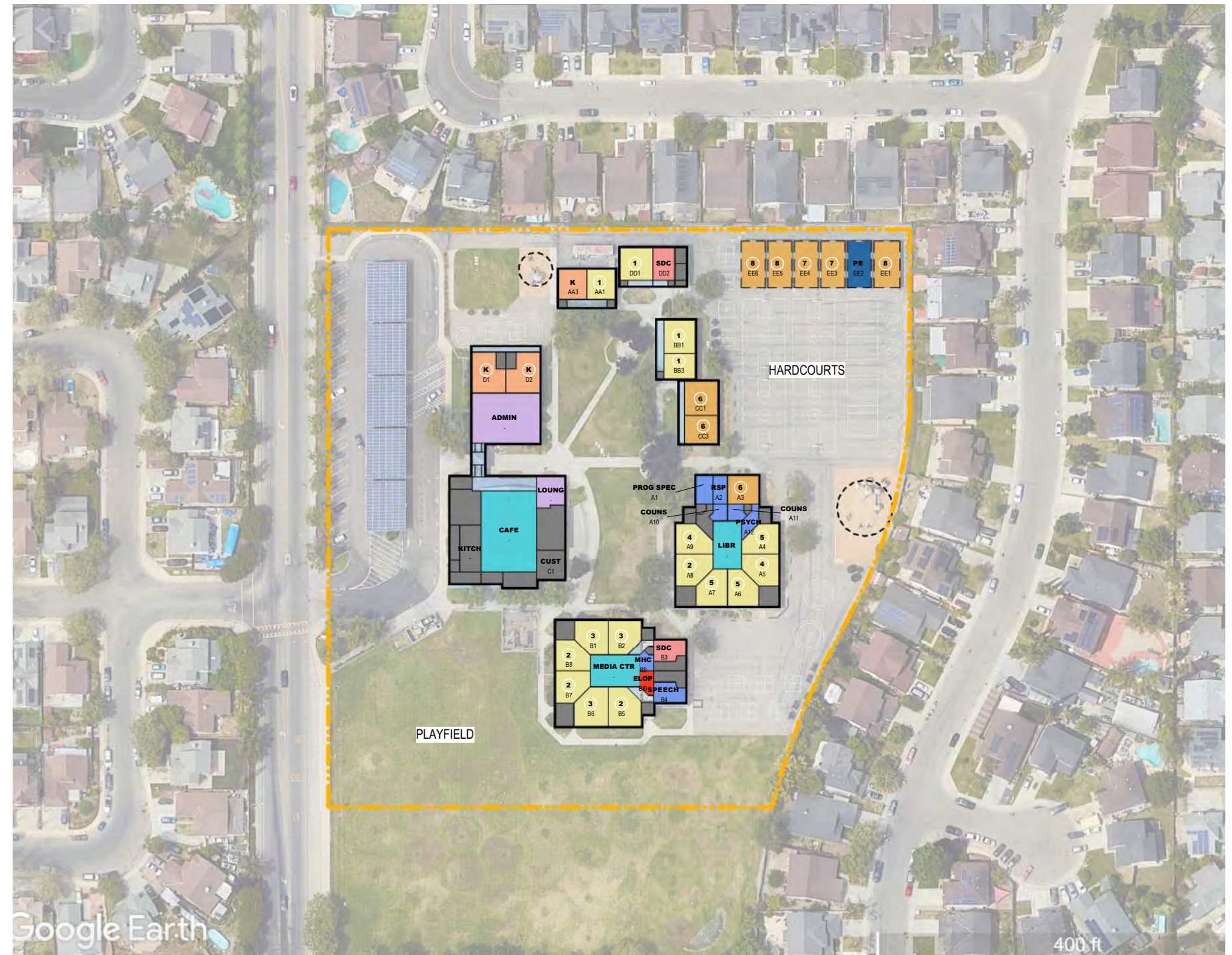


SAN JOAQUIN ELEMENTARY SCHOOL

Use	Number of rooms	Capacity
ECE	1	24
Grades 1 - 5	16	400
Grades 6 - 8	8	210
Kinder	3	72
Non-Scheduled Classroom	1	
Resource Room	7	
Special Education	2	26
Total	38	732

Legend

● Grades 1 - 5	 Permanent Room
● Grades 6 - 8	 Portable Room
● Specialized Classroom	● Restrooms
● Special Ed	 Play Structures
● ECE	X Y X: GRADE# Y: ROOM#
● Teacher Spaces / Admin	
● Resource Room	
● Non-Scheduled Classroom	
● Amenity Space	
● Service	
 Vacant	



Source: GOOGLE MAPS 2024

San Joaquin Elementary

Cost (2024)

Project Rank	Future Unfunded Project	Type	Project	Low	High
1		Security	Higher fence	\$ 899,105	\$ 1,195,810
1		Security	Add buzzer for front entrance	\$ 11,989	\$ 15,945
1		Security	Additional cameras around campus	\$ 71,929	\$ 95,665
4		Health and Safety	Patch holes in field	\$ 1,479,328	\$ 1,967,506
4		Health and Safety	Add entry/exit to existing parking lot. New drop off	\$ 445,957	\$ 593,122
4		Building Systems	New ground sprinklers	\$ 47,953	\$ 63,777
7		Program Equity	Modernizations- Existing Building Modernization	\$ 13,738,324	\$ 18,271,970
7	Yes	Program Equity	Replace play structures and add 1 more for 4-5 grade	\$ 479,523	\$ 637,766
7	Yes	Program Equity	Demo portables	\$ 143,857	\$ 191,330
7	Yes	Program Equity	New Classroom Building to replace portables with additional admin space, Additional restrooms, resource room	\$ 12,947,111	\$ 17,219,658
7		Program Equity	Modernize classroom furniture	\$ 1,373,833	\$ 1,827,197
12	Yes		Admin Modernization	\$ 1,918,091	\$ 2,551,061
12	Yes		MPR Modernization	\$ 1,438,568	\$ 1,913,296
12	Yes		Find a place for school garden	\$ 71,929	\$ 95,665
12			New Outdoor learning environment	\$ 287,714	\$ 382,660
12			New Covered fitness space	\$ 719,284	\$ 956,648
			Total	\$ 36,074,495	\$ 47,979,076

Excludes escalation. Estimated to be 4% compounded annually.

Facility Assessment:

San Joaquin Elementary

Affected System	Total Cost
ADA Compliance	\$83,665
Electrical	\$157,501
Exterior Enclosure	\$147,115
Fire Protection	\$985,626
Plumbing	\$257,173
Roofing	\$709,410
Site Improvements	\$10,280,298
Structure	\$1,501,172
Total	\$14,121,959

Building	Total Cost
Building A	\$515,737
Building AA	\$93,183
Building B	\$728,016
Building BB	\$87,178
Building C	\$350,808
Building CC	\$87,178
Building D	\$300,186
Building DD	\$158,188
Portables	\$1,501,172
Site	\$10,300,313
Total	\$14,121,959

Cost by Category



SPANOS ELEMENTARY SCHOOL

FIRST FLOOR

Use	Number of rooms	Capacity
ECE	1	24
Grades 1 - 5	15	375
Grades 6 - 8	9	237
Kinder	3	72
Potential Classroom	1	27
Resource Room	6	
Total	35	735



Legend

- Grades 1 - 5
- Grades 6 - 8
- Specialized Classroom
- Special Ed
- ECE
- Teacher Spaces / Admin
- Resource Room
- Non-Scheduled Classroom
- Amenity Space
- Service
- Vacant
- Permanent Room
- Portable Room
- Restrooms
- Play Structures
- X: GRADE#
Y: ROOM#

SPANOS ELEMENTARY SCHOOL

SECOND FLOOR

Use	Number of rooms	Capacity
ECE	1	24
Grades 1 - 5	15	375
Grades 6 - 8	9	237
Kinder	3	72
Potential Classroom	1	27
Resource Room	6	
Total	35	735

Legend

● Grades 1 - 5	 Permanent Room
● Grades 6 - 8	 Portable Room
● Specialized Classroom	● Restrooms
● Special Ed	 Play Structures
● ECE	X Y X: GRADE# Y: ROOM#
● Teacher Spaces / Admin	
● Resource Room	
● Non-Scheduled Classroom	
● Amenity Space	
● Service	
 Vacant	



Source: GOOGLE MAPS 2024

Alex G. Spanos Elementary

Cost (2024)

Project Rank	Future Unfunded Project	Type	Project	Low	High
1		Security	Add fences at front entry and parking lot	\$ 101,420	\$ 134,888
1		Security	Add gate at front entry and parking lot	\$ 47,953	\$ 63,777
1		Security	Upgrade camera system, add additional cameras around the campus	\$ 71,929	\$ 95,665
4		Health and Safety, Program Equity	Regrade kindergarten playground	\$ 136,664	\$ 181,764
5		Building Systems	Add drains to amphitheater	\$ 71,929	\$ 95,665
5		Health and Safety	Replace flooring	\$ 561,042	\$ 746,186
7		Program Equity	Check HVAC system	\$ 71,929	\$ 95,665
8	Yes		Expand parking	\$ 359,642	\$ 478,324
8			Patch stone veneer	\$ 2,805,208	\$ 3,730,926
8			New Outdoor learning environment	\$ 287,714	\$ 382,660
			Total	\$ 4,515,430	\$ 6,005,520

Excludes escalation. Estimated to be 4% compounded annually.

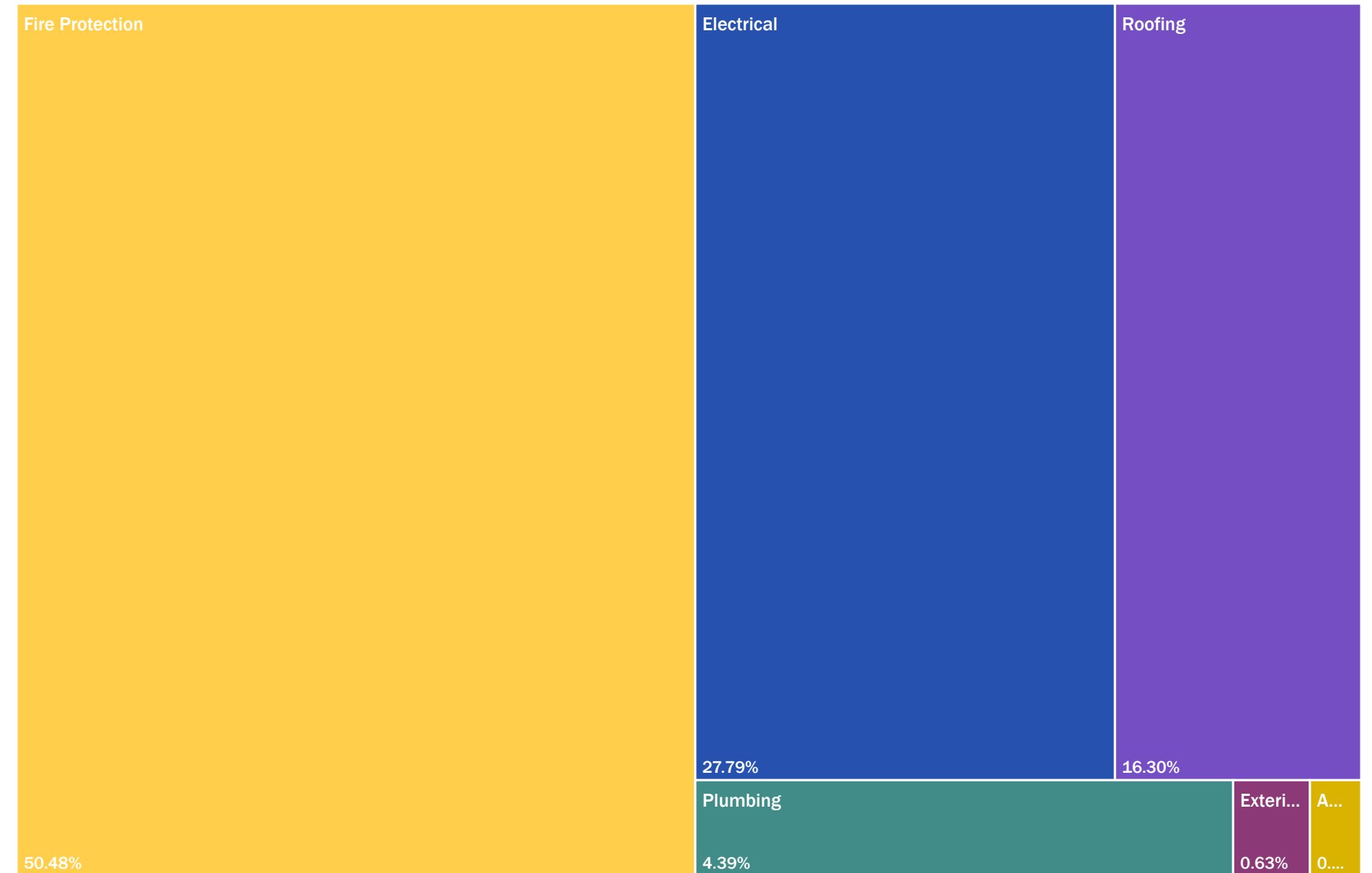
Facility Assessment:

Spanos Elementary

Affected System	Total Cost
ADA Compliance	\$8,006
Electrical	\$532,230
Exterior Enclosure	\$12,009
Fire Protection	\$966,819
Plumbing	\$84,066
Roofing	\$312,244
Total	\$1,915,374

Building	Total Cost
Classroom 1-17	\$942,696
Multipurpose Building	\$954,663
Site	\$18,014
Total	\$1,915,374

Cost by Category

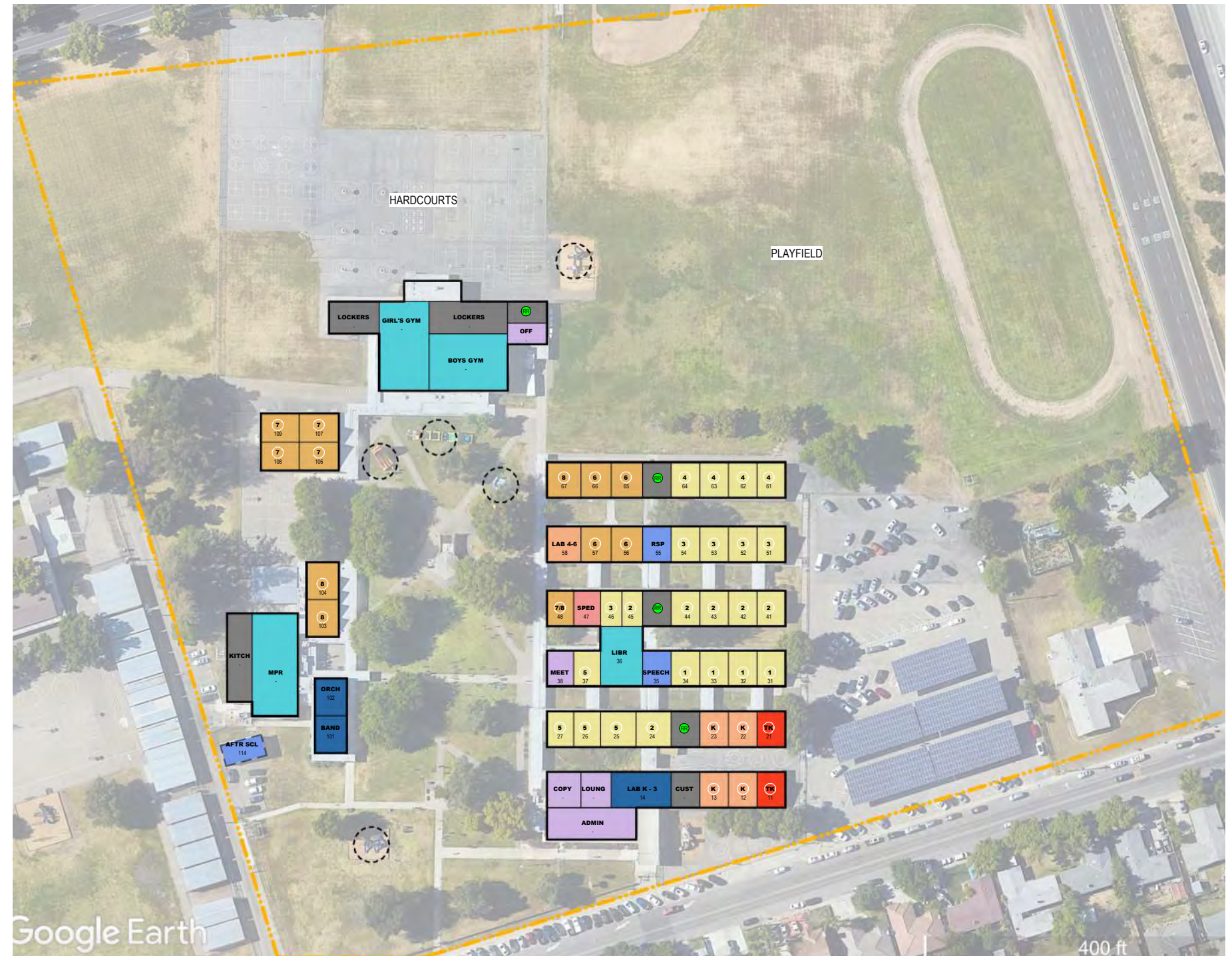


STOCKTON SKILLS ELEMENTARY SCHOOL

Use	Number of rooms	Capacity
ECE	2	48
Grades 1 - 5	23	575
Grades 6 - 8	12	316
Kinder	4	96
Non-Scheduled Classroom	3	
Resource Room	3	
Special Education	1	13
Specialized Classroom	1	27
Total	49	1075

Legend

- Grades 1 - 5
- Grades 6 - 8
- Specialized Classroom
- Special Ed
- ECE
- Teacher Spaces / Admin
- Resource Room
- Non-Scheduled Classroom
- Amenity Space
- Service
- Vacant
- Permanent Room
- Portable Room
- Restrooms
- Play Structures
- X: GRADE#
Y: ROOM#



Source: GOOGLE MAPS 2024

Commodore Stockton Skills

Project Rank	Future Unfunded Project	Type	Project	Cost (2024)	
				Low	High
1		Security, Building Systems	Replace PA systems	\$ 442,120	\$ 588,020
2		Health and Safety, Building Systems	Additional cameras and consolidate (3) security systems to one	\$ 11,989	\$ 15,945
3	Yes	Program Equity, Critical Curriculum Deficiency	Convert locker space to a science lab	\$ 719,284	\$ 956,648
3		Building Systems, Program Equity	New sound system in cafeteria	\$ 119,881	\$ 159,442
5		Health and Safety	Replace library carpet tile flooring	\$ 43,158	\$ 57,399
6	Yes	Program Equity	Modernize classrooms	\$ 13,612,449	\$ 18,104,557
6	Yes	Program Equity	Modernize classroom furniture	\$ 2,722,490	\$ 3,620,912
6		Program Equity	New play structures	\$ 239,762	\$ 318,883
9	Yes		Upgrade track	\$ 2,388,023	\$ 3,176,071
9	Yes		Upgrade cabinets in classrooms	\$ 250,311	\$ 332,914
9	Yes		Add bleachers in Gym	\$ 359,642	\$ 478,324
9			New Outdoor learning environment	\$ 287,714	\$ 382,660
9			Replace marquee	\$ 71,929	\$ 95,665
9	Yes		Admin and Library Modernization	\$ 779,225	\$ 1,036,369
9	Yes		MPR Modernization	\$ 1,198,807	\$ 1,594,413
9			Expand conference rooms	\$ 359,642	\$ 478,324
			Hazmat treatment	\$ 6,631,798	\$ 8,820,292
			Total	\$ 30,238,224	\$ 40,216,838

Excludes escalation. Estimated to be 4% compounded annually.

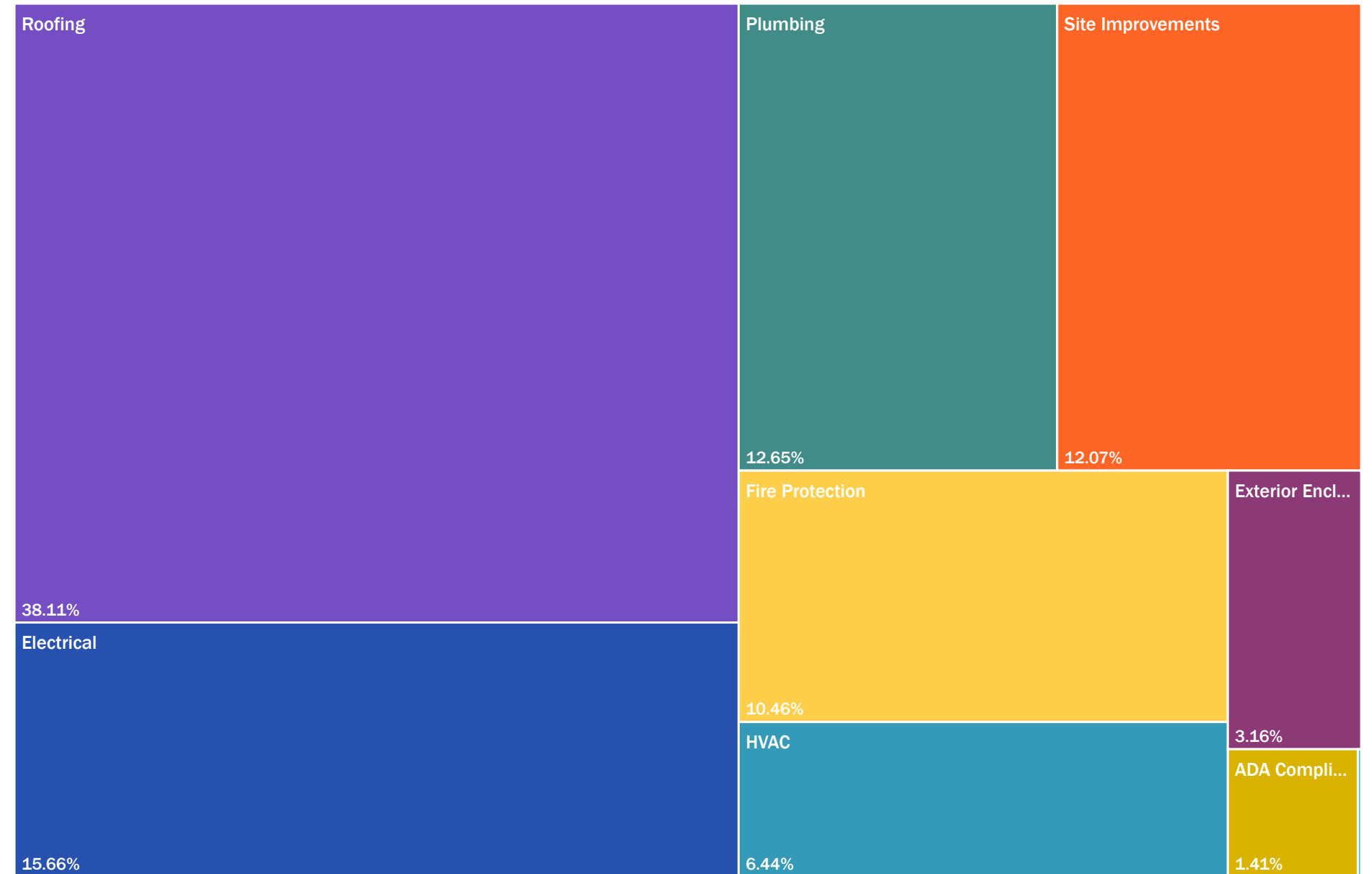
Facility Assessment:

Stockton Skills

Affected System	Total Cost
ADA Compliance	\$377,094
Electrical	\$4,184,257
Exterior Enclosure	\$843,873
Fire Protection	\$2,793,669
HVAC	\$1,721,344
Plumbing	\$3,378,951
Roofing	\$10,181,554
Site Improvements	\$3,224,488
Stairs	\$9,608
Total	\$26,714,838

Building	Total Cost
Admin	\$2,126,531
Classrooms 106-109	\$1,217,675
Classrooms 21-27	\$1,196,544
Classrooms 31-48	\$9,030,644
Classrooms 51-58	\$1,211,832
Classrooms 61-66	\$1,196,300
Gymnasium	\$2,944,594
Multipurpose Building	\$2,777,874
Site	\$5,012,844
Total	\$26,714,838

Cost by Category



TAFT ELEMENTARY SCHOOL

Use	Number of rooms	Capacity
ECE	2	48
Grades 1 - 5	10	250
Grades 6 - 8	3	77
Kinder	2	48
Resource Room	5	
Special Education	6	78
Specialized Classroom	2	
Total	30	501

Legend

■ Grades 1 - 5	 Permanent Room
■ Grades 6 - 8	 Portable Room
■ Specialized Classroom	● Restrooms
■ Special Ed	 Play Structures
■ ECE	X Y X: GRADE# Y: ROOM#
■ Teacher Spaces / Admin	
■ Resource Room	
■ Non-Scheduled Classroom	
■ Amenity Space	
■ Service	
 Vacant	



Source: GOOGLE MAPS 2024

Taft Elementary

				Cost (2024)	
Project Rank	Future Unfunded Project	Type	Project	Low	High
1		Security	Added cameras in North and East	\$ 95,905	\$ 127,554
2		Health and Safety, Program Equity	New Play structures	\$ 119,881	\$ 159,442
3		Health and Safety	New parking and drop off along Mourfield Ave	\$ 2,157,852	\$ 2,869,943
4		Additional Funding Eligible, Program Equity	Modernizations- Existing Building Modernization	\$ 7,912,124	\$ 10,523,124
5		Program Equity	Modernize classroom furniture	\$ 791,213	\$ 1,052,313
5	Yes	Program Equity	Convert portable demo area to field and blacktop	\$ 604,199	\$ 803,585
5		Program Equity	Existing Admin to be converted to STEM Lab	\$ 899,105	\$ 1,195,810
5	Yes	Program Equity	New Admin, Counseling, and Library Building	\$ 9,590,453	\$ 12,755,302
5	Yes	Program Equity	New 2-Story single loaded classroom building	\$ 14,385,679	\$ 19,132,953
5	Yes	Program Equity	Classroom Building- Demo Portables	\$ 407,595	\$ 542,101
11	Yes		MPR Modernization	\$ 959,046	\$ 1,275,531
11			Outdoor Learning- site upgrades (3) locations	\$ 179,821	\$ 239,162
			Hazmat treatment	\$ 2,337,673	\$ 3,109,105
			Total	\$ 40,440,546	\$ 53,785,925

Excludes escalation. Estimated to be 4% compounded annually.

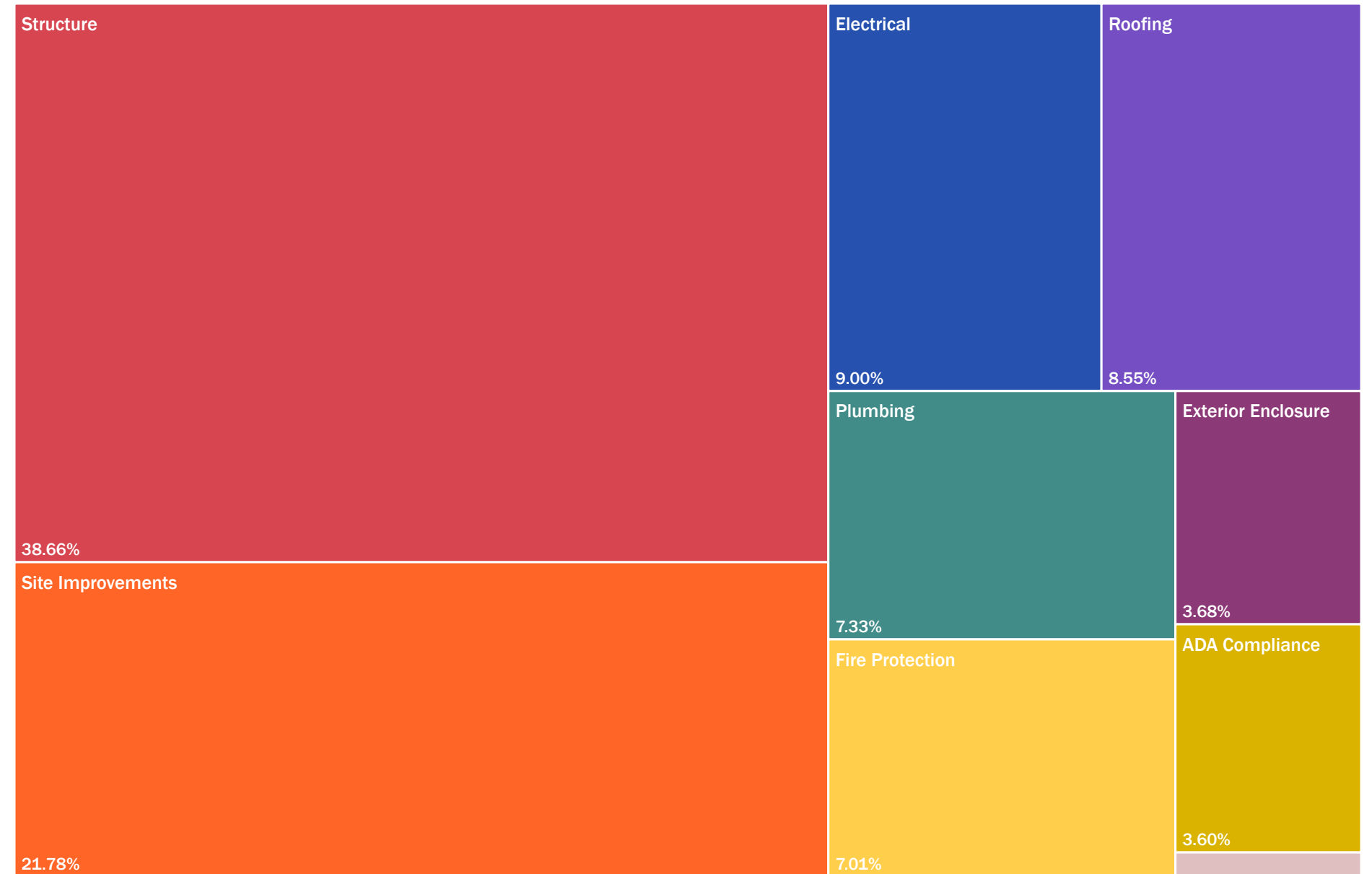
Facility Assessment:

Taft Elementary

Affected System	Total Cost
ADA Compliance	\$373,091
Conveying	\$40,031
Electrical	\$931,676
Exterior Enclosure	\$381,548
Fire Protection	\$725,799
Plumbing	\$758,951
Roofing	\$885,848
Site Improvements	\$2,255,311
Structure	\$4,003,126
Total	\$10,355,380

Building	Total Cost
Administrative Office	\$340,306
Classroom 1-2	\$261,384
Classroom 28-30	\$586,150
Classroom 3-7	\$927,865
Classroom 8-12	\$832,658
Multipurpose room	\$1,138,573
Portables	\$4,003,126
Site	\$2,265,319
Total	\$10,355,380

Cost by Category



TAYLOR ELEMENTARY SCHOOL

Use	Number of rooms	Capacity
ECE	3	72
Grades 1 - 5	11	275
Grades 6 - 8	3	81
Kinder	2	48
Non-Scheduled Classroom	6	
Resource Room	9	
Total	34	476

Legend

- Grades 1 - 5
- Grades 6 - 8
- Specialized Classroom
- Special Ed
- ECE
- Teacher Spaces / Admin
- Resource Room
- Non-Scheduled Classroom
- Amenity Space
- Service
- Vacant
- Permanent Room
- Portable Room
- Restrooms
- Play Structures
- X: GRADE#
Y: ROOM#



Source: GOOGLE MAPS 2024

Taylor Leadership Academy

Cost (2024)

Project Rank	Future Unfunded Project	Type	Project	Low	High
1		Security	Add fencing around family center	\$ 161,839	\$ 215,246
2		Health and Safety	Fill in holes in field	\$ 2,053,556	\$ 2,731,229
2		Building Systems	Update HVAC system	\$ 71,929	\$ 95,665
4	Yes	Program Equity	Add guest ADA parking	\$ 71,929	\$ 95,665
4		Program Equity	Add 2 new age-appropriate play structures for younger students and SDC students	\$ 239,762	\$ 318,883
4		Program Equity	Add restrooms for SDC classroom. Add new staff restrooms.	\$ 959,046	\$ 1,275,531
4	Yes	Program Equity	New Building to replace Portables with Library	\$ 20,139,951	\$ 26,786,134
4	Yes	Program Equity	Demo portables to replace with new building	\$ 527,475	\$ 701,542
4	Yes	Additional Funding Eligible	Modernizations- Existing Building Modernization	\$ 8,991,050	\$ 11,958,096
4	Yes	Program Equity	Modernize classroom furniture	\$ 899,105	\$ 1,195,810
11			New Outdoor learning environment	\$ 287,714	\$ 382,660
11	Yes		New water proof storage units on site	\$ 107,893	\$ 143,498
11			Fence off new play area to younger students and SDC students	\$ 212,189	\$ 282,212
11	Yes		Admin and Library Modernization	\$ 1,918,091	\$ 2,551,061
11	Yes		MPR Modernization	\$ 959,046	\$ 1,275,531
11	Yes		Add automatic sprinklers for field	\$ 47,953	\$ 63,777
			Hazmat treatment	\$ 2,661,351	\$ 3,539,597
			Total	\$ 40,309,879	\$ 53,612,137

Excludes escalation. Estimated to be 4% compounded annually.

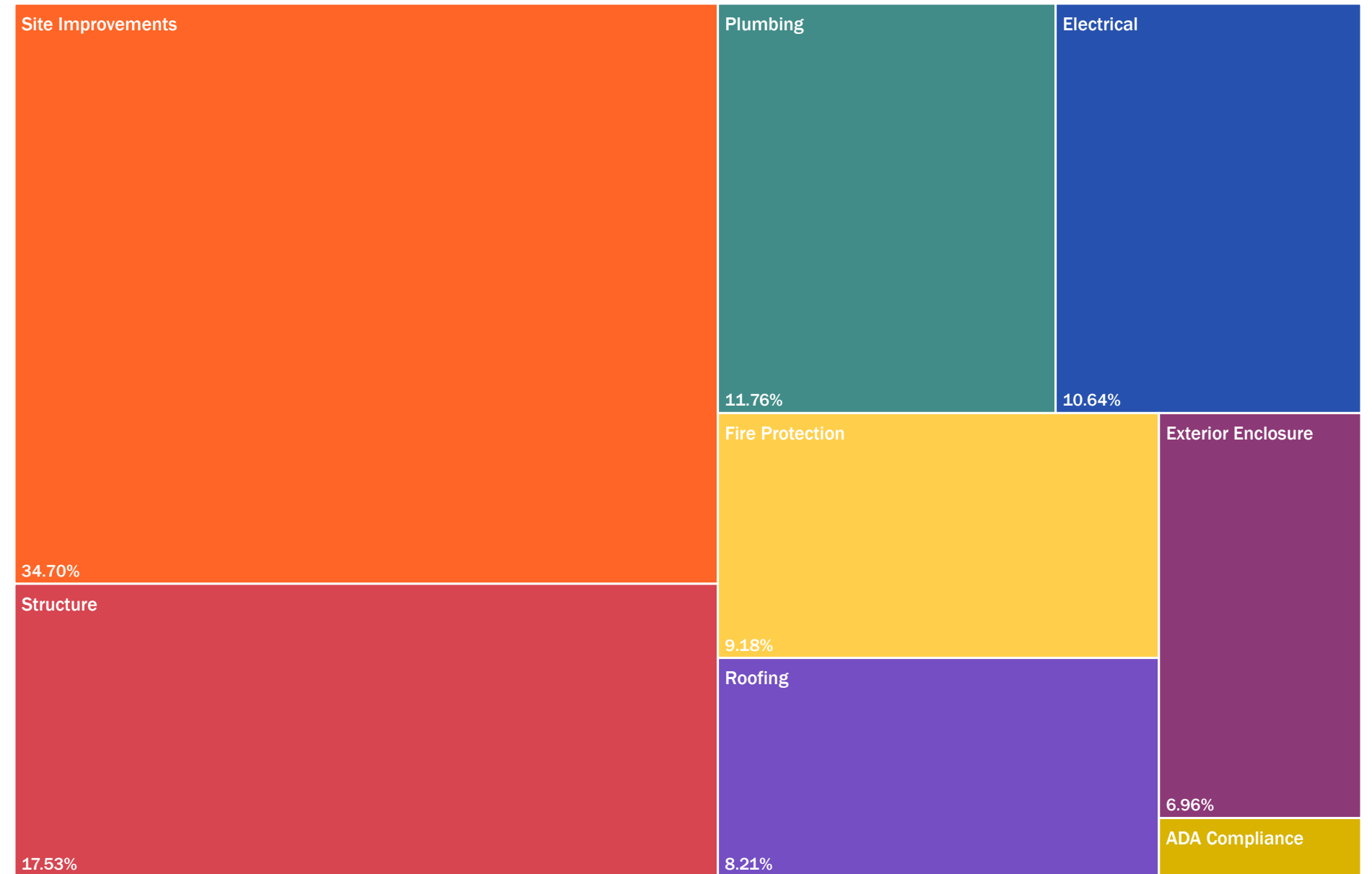
Facility Assessment:

Taylor Elementary

Affected System	Total Cost
ADA Compliance	\$101,679
Electrical	\$1,068,867
Exterior Enclosure	\$699,642
Fire Protection	\$922,568
Plumbing	\$1,181,525
Roofing	\$825,044
Site Improvements	\$3,486,488
Structure	\$1,761,375
Total	\$10,047,189

Building	Total Cost
Administration	\$162,927
Classroom 11-15	\$788,252
Classroom 1-2	\$543,438
Classroom 21-25	\$786,034
Classroom 31-35	\$813,843
Multipurpose room	\$1,704,031
Portables	\$1,761,375
Site	\$3,487,289
Total	\$10,047,189

Cost by Category



VAN BUREN ELEMENTARY SCHOOL

Use	Number of rooms	Capacity
ECE	1	24
Grades 1 - 5	17	425
Grades 6 - 8	9	237
Kinder	3	72
Non-Scheduled Classroom	1	
Resource Room	3	
Special Education	6	78
Specialized Classroom	1	13
Total	41	849

Legend

● Grades 1 - 5	 Permanent Room
● Grades 6 - 8	 Portable Room
● Specialized Classroom	● Restrooms
● Special Ed	 Play Structures
● ECE	X Y X: GRADE# Y: ROOM#
● Teacher Spaces / Admin	
● Resource Room	
● Non-Scheduled Classroom	
● Amenity Space	
● Service	
 Vacant	



Source: GOOGLE MAPS 2024

Van Buren Elementary

				Cost (2024)	
Project Rank	Future Unfunded Project	Type	Project	Low	High
1		Health and Safety, Security	Add new fencing along the building perimeter	\$ 302,100	\$ 401,793
1		Security, Building Systems	Upgrade PA system	\$ 273,808	\$ 364,164
3		Health and Safety, Building Systems, Program Equity	Upgrade fire alarm system	\$ 119,881	\$ 159,442
4		Security	Upgrade existing gates	\$ 47,953	\$ 63,777
4		Security	Upgrade fencing, add screening barrier	\$ 167,234	\$ 222,421
4		Security	Fix locks for room 1-17	\$ 71,929	\$ 95,665
7		Health and Safety, Program Equity	Add restrooms to Kinder and TK	\$ 239,762	\$ 318,883
8		Health and Safety	Redo uneven pavement	\$ 677,326	\$ 900,844
8		Health and Safety	Upgrade old restrooms and modernize all restrooms to have ADA complaint stalls.	\$ 119,881	\$ 159,442
8		Health and Safety	Add cameras around bathrooms and drinking fountains, and other places in the campus	\$ 59,941	\$ 79,721
8		Health and Safety	Update gate at Admin and Room 1, and at parking lot	\$ 71,929	\$ 95,665
8		Building Systems	Upgrade HVAC system	\$ 71,929	\$ 95,665
8		Health and Safety	New drainage at classrooms 27-36 and counselor's office	\$ 719,284	\$ 956,648
14		Additional Funding Eligible, Program Equity	Modernizations- Existing Building Modernization	\$ 18,629,454	\$ 24,777,174
15		Program Equity	Modernize classroom furniture	\$ 1,862,946	\$ 2,477,718
15		Program Equity	New play structure for Kindergarten and 1-6 grade	\$ 119,881	\$ 159,442
15	Yes	Program Equity	New building with library and science classrooms, and nurses office	\$ 7,624,410	\$ 10,140,465
18	Yes		New tables in cafeteria	\$ 143,857	\$ 191,330
18	Yes		New portable for after school program- in progress	\$ 719,284	\$ 956,648
18			New Outdoor learning environment	\$ 287,714	\$ 382,660
			Hazmat treatment	\$ 3,725,891	\$ 4,955,435
			Total	\$ 36,056,394	\$ 47,955,002

Excludes escalation. Estimated to be 4% compounded annually.

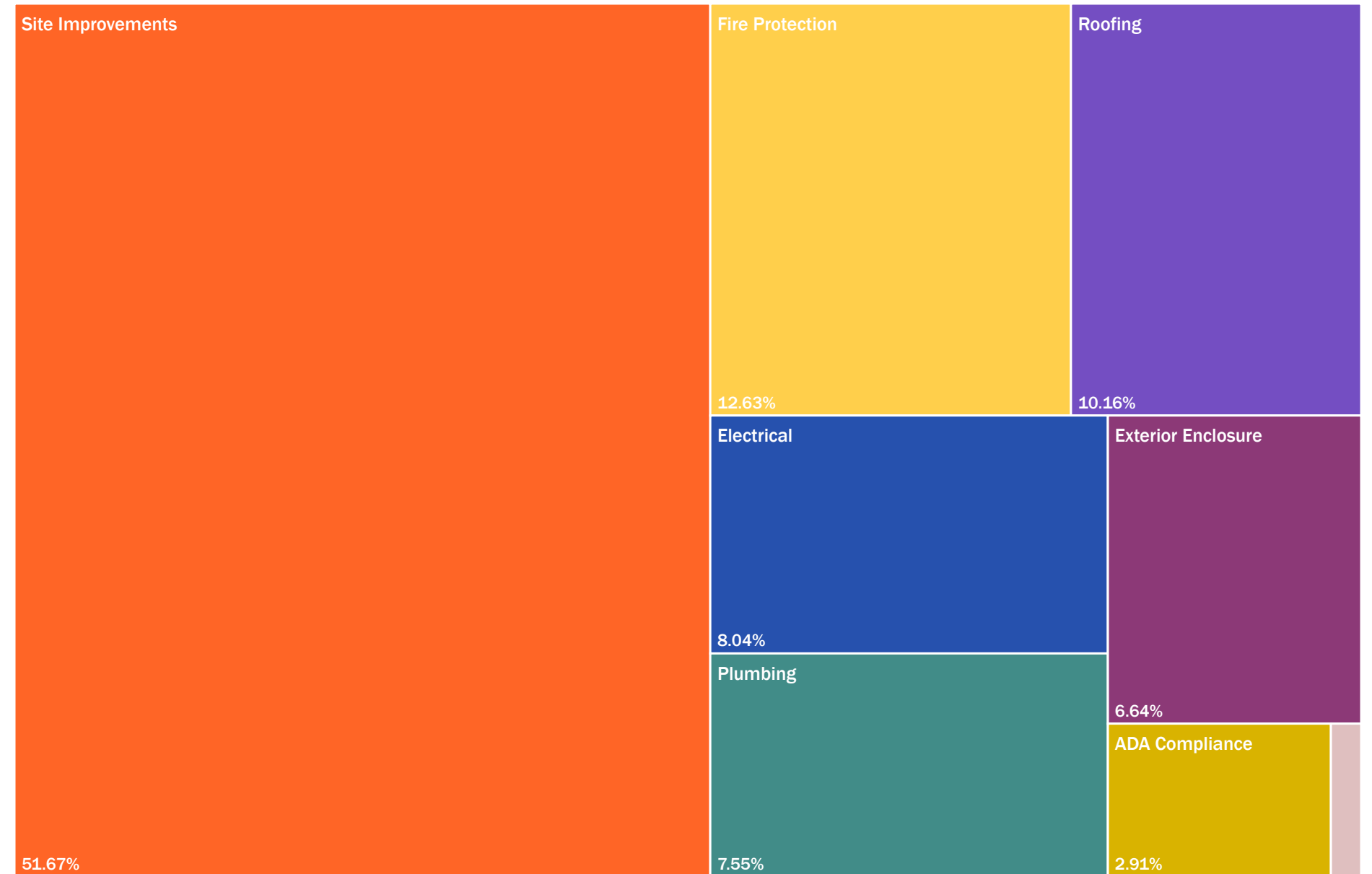
Facility Assessment:

Van Buren Elementary

Affected System	Total Cost
ADA Compliance	\$295,030
Conveying	\$40,031
Electrical	\$816,476
Exterior Enclosure	\$673,778
Fire Protection	\$1,282,385
Plumbing	\$766,795
Roofing	\$1,031,806
Site Improvements	\$5,245,104
Total	\$10,151,406

Building	Total Cost
Classroom 11-15	\$907,091
Classroom 1-5	\$1,131,036
Classroom 16-17	\$460,175
Classroom 19-26	\$306,992
Classroom 27-36	\$381,954
Classroom 6-10	\$898,292
Multipurpose room	\$814,756
Site	\$5,251,108
Total	\$10,151,406

Cost by Category



VICTORY ELEMENTARY SCHOOL

Use	Number of rooms	Capacity
ECE	2	48
Grades 1 - 5	11	275
Grades 6 - 8	4	104
Kinder	2	48
Non-Scheduled Classroom	3	
Potential Classroom	2	54
Resource Room	9	
Special Education	4	52
Total	37	581

Legend

- Grades 1 - 5
- Grades 6 - 8
- Specialized Classroom
- Special Ed
- ECE
- Teacher Spaces / Admin
- Resource Room
- Non-Scheduled Classroom
- Amenity Space
- Service
- Vacant
- Permanent Room
- Portable Room
- Restrooms
- Play Structures
- X: GRADE#
Y: ROOM#



Source: GOOGLE MAPS 2024

Victory Elementary

Cost (2024)

Project Rank	Future Unfunded Project	Type	Project	Low	High
1		Security	New secure gate along east parking lot	\$ 23,977	\$ 31,889
1		Security	Add security camera at the blind spots and access issues to parking lot	\$ 59,941	\$ 79,721
3	Yes	Health and Safety	New drop off area	\$ 158,243	\$ 210,463
3		Health and Safety	Fill in holes in field	\$ 179,821	\$ 239,162
3		Health and Safety	Fix Tiling in cafeteria	\$ 75,525	\$ 100,449
3		Health and Safety	Fence around kindergarten playground	\$ 41,359	\$ 55,008
7	Yes	Additional Funding Eligible	Light classroom modernization	\$ 4,459,561	\$ 5,931,216
7	Yes	Program Equity	Modernize classroom furniture	\$ 891,913	\$ 1,186,244
7	Yes	Program Equity	New Building to replace Portables 41-54, includes music and art classrooms and visual improvement program	\$ 7,768,267	\$ 10,331,795
7	Yes	Program Equity	Demo portables	\$ 119,881	\$ 159,442
11			New Outdoor learning environment	\$ 287,714	\$ 382,660
11			New exterior paint	\$ 178,383	\$ 237,249
			Hazmat treatment	\$ 1,783,825	\$ 2,372,487
			Total	\$ 16,028,410	\$ 21,317,785

Excludes escalation. Estimated to be 4% compounded annually.

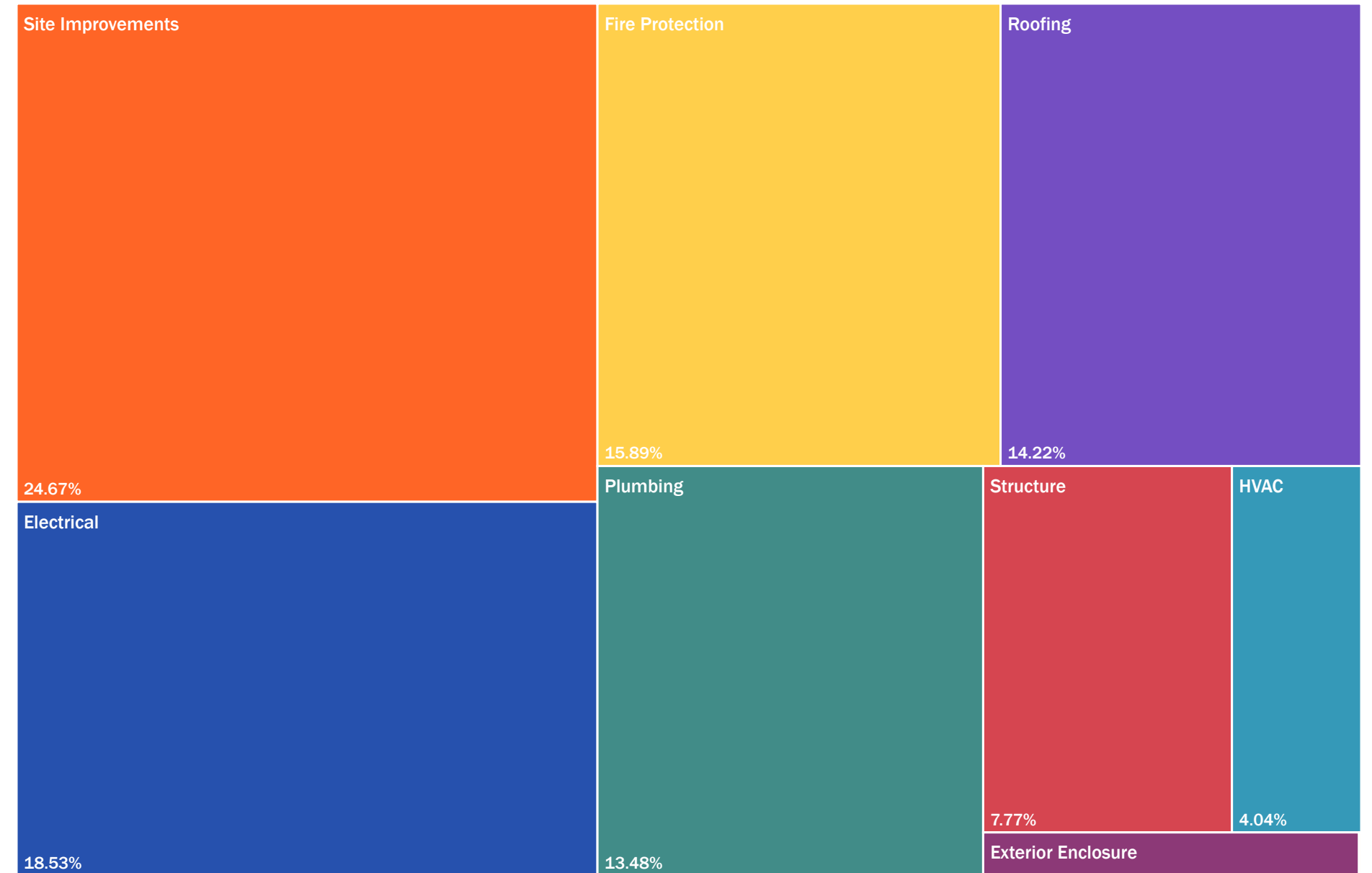
Facility Assessment:

Victory Elementary

Affected System	Total Cost
ADA Compliance	\$801
Electrical	\$1,836,930
Exterior Enclosure	\$138,108
Fire Protection	\$1,575,927
HVAC	\$400,313
Plumbing	\$1,336,478
Roofing	\$1,409,701
Site Improvements	\$2,446,630
Structure	\$770,602
Total	\$9,915,488

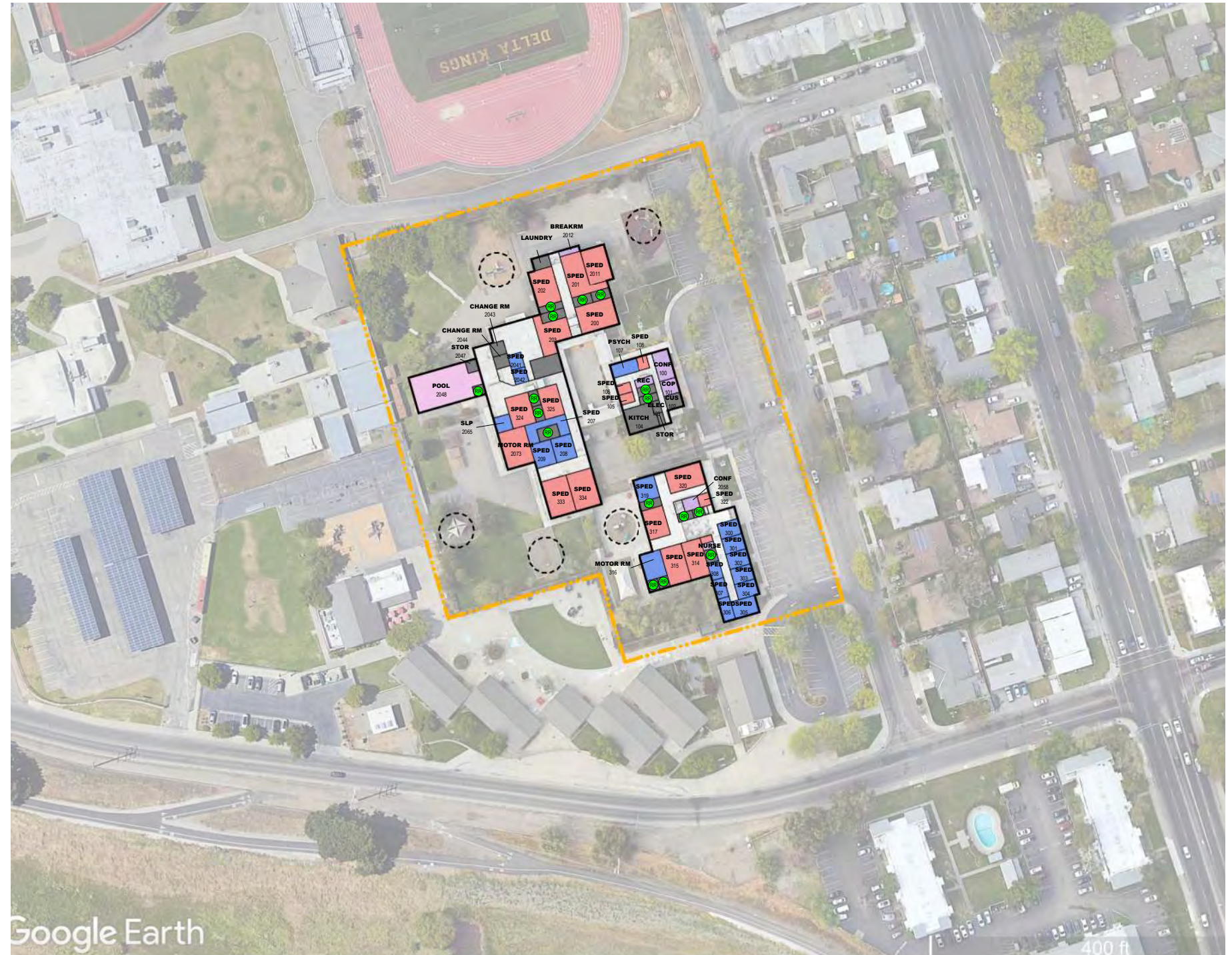
Building	Total Cost
Main Building	\$6,698,256
Portables	\$770,602
Site	\$2,446,630
Total	\$9,915,488

Cost by Category



WALTON SPECIAL CENTER

Use	Number of rooms	Capacity
Gymnasium	1	27
Resource Room	18	
Special Education	19	247
Total	38	274



Legend

- Grades 1 - 5
- Grades 6 - 8
- Specialized Classroom
- Special Ed
- ECE
- Teacher Spaces / Admin
- Resource Room
- Non-Scheduled Classroom
- Amenity Space
- Service
- Vacant
- Permanent Room
- Portable Room
- Restrooms
- Play Structures
- X: GRADE#
Y: ROOM#

Source: GOOGLE MAPS 2024

Walton Development Center

				Cost (2024)	
Project Rank	Future Unfunded Project	Type	Project	Low	High
1		Health and Safety, Security	Add surveillance cameras in the courtyard	\$	11,989 - \$ 15,945
2	Yes	Security	Install thumb turn locks	\$	71,929 - \$ 95,665
3		Health and Safety, Program Equity	New play surface at play structure that is in a bark box	\$	209,792 - \$ 279,023
4	Yes	Health and Safety	Add window to two classrooms	\$	23,977 - \$ 31,889
4	Yes	Health and Safety	Replace carpet and flooring in classrooms	\$	422,939 - \$ 562,509
4		Health and Safety	Add signage for parent drop off	\$	720 - \$ 957
7	Yes	Additional Funding Eligible	Light classroom modernization	\$	8,289,748 - \$ 11,025,364
7	Yes	Program Equity	Modernize classroom furniture	\$	1,657,950 - \$ 2,205,073
7	Yes	Program Equity	Upgrade lighting switch to be dimmable	\$	71,929 - \$ 95,665
10			New Outdoor learning environment	\$	287,714 - \$ 382,660
10	Yes		Enclose the Breezeway connecting to the pool	\$	4,315,704 - \$ 5,739,886
			Hazmat treatment	\$	3,315,899 - \$ 4,410,146
			Total	\$	18,680,290 \$ 24,844,782

Excludes escalation. Estimated to be 4% compounded annually.

Facility Assessment:

Walton Special

Affected System	Total Cost
ADA Compliance	\$40,031
Electrical	\$839,059
Exterior Enclosure	\$237,545
Fire Protection	\$10,008
Plumbing	\$1,030,291
Roofing	\$949,249
Site Improvements	\$9,786,312
Total	\$12,892,495

Building	Total Cost
Building A	\$672,625
Building B	\$12,009
Building C	\$2,421,549
Site	\$9,786,312
Total	\$12,892,495

Cost by Category



WASHINGTON ELEMENTARY SCHOOL

Use	Number of rooms	Capacity
ECE	1	24
Grades 1 - 5	5	125
Grades 6 - 8	3	79
Kinder	1	24
Non-Scheduled Classroom	1	
Total	11	252

Legend

■ Grades 1 - 5	 Permanent Room
■ Grades 6 - 8	 Portable Room
■ Specialized Classroom	● Restrooms
■ Special Ed	 Play Structures
■ ECE	X Y X: GRADE# Y: ROOM#
■ Teacher Spaces / Admin	
■ Resource Room	
■ Non-Scheduled Classroom	
■ Amenity Space	
■ Service	
 Vacant	



Source: GOOGLE MAPS 2024

George Washington Elementary

Cost (2024)

Project Rank	Future Unfunded Project	Type	Project	Low	High
1		Health and Safety	Replace hardscape	\$ 2,049,960	\$ 2,726,446
1		Health and Safety	Improve drainage at field	\$ 359,642	\$ 478,324
3	Yes	Additional Funding Eligible	Modernizations- Existing Building Modernization	\$ 6,221,807	\$ 8,275,003
3	Yes	Program Equity	Modernize classroom furniture	\$ 622,181	\$ 827,501
3	Yes	Program Equity	New middle school building to replace portables with STEAM classroom, music, resource rooms, calming room	\$ 9,350,692	\$ 12,436,420
3	Yes	Program Equity	Demo portables	\$ 95,905	\$ 127,554
7			New Outdoor learning environment	\$ 287,714	\$ 382,660
7	Yes		New Covered fitness space	\$ 719,284	\$ 956,648
			Hazmat treatment	\$ 1,244,362	\$ 1,655,001
			Total	\$ 20,951,547	\$ 27,865,557

Excludes escalation. Estimated to be 4% compounded annually.

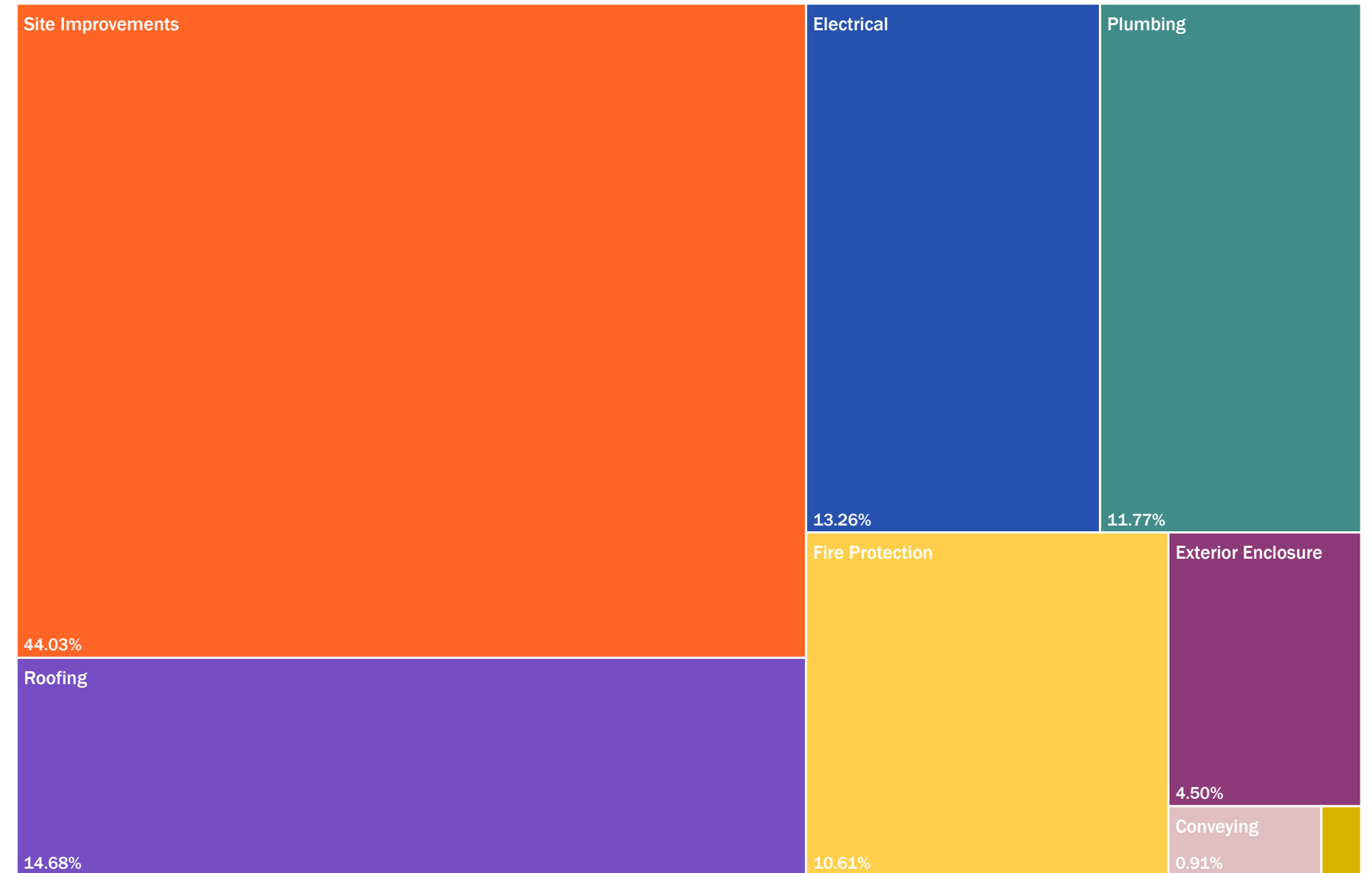
Facility Assessment:

Washington Elementary

Affected System	Total Cost
ADA Compliance	\$10,408
Conveying	\$40,031
Electrical	\$583,768
Exterior Enclosure	\$198,155
Fire Protection	\$467,189
Plumbing	\$518,365
Roofing	\$646,505
Site Improvements	\$1,939,014
Total	\$4,403,434

Building	Total Cost
Classroom 1-4	\$785,758
Classrooms 6-10	\$772,611
Multipurpose room	\$734,534
Site	\$1,941,416
Storage Building	\$169,116
Total	\$4,403,434

Cost by Category



WILSON ELEMENTARY SCHOOL

Use	Number of rooms	Capacity
ECE	1	24
Grades 1 - 5	9	225
Grades 6 - 8	4	104
Kinder	1	24
Non-Scheduled Classroom	1	
Potential Classroom	1	27
Total	17	404



Legend

- Grades 1 - 5
- Grades 6 - 8
- Specialized Classroom
- Special Ed
- ECE
- Teacher Spaces / Admin
- Resource Room
- Non-Scheduled Classroom
- Amenity Space
- Service
- Vacant
- Permanent Room
- Portable Room
- Restrooms
- Play Structures
- X: GRADE#
Y: ROOM#

Wilson Elementary

Cost (2024)

Project Rank	Future Unfunded Project	Type	Project	Low	High
1		Health and Safety, Building Systems	Upgrade HVAC system	\$ 71,929	\$ 95,665
2		Security	Higher Fence	\$ 85,595	\$ 113,842
2		Security	Additional security cameras	\$ 59,941	\$ 79,721
4		Health and Safety, Program Equity	New play surface at play structures in a bark box	\$ 64,436	\$ 85,700
5		Health and Safety	Upgrade drop off and parking	\$ 115,086	\$ 153,064
5		Health and Safety	Resurfacing tree root area	\$ 11,989	\$ 15,945
5		Health and Safety	New drive way gate	\$ 23,977	\$ 31,889
8	Yes	Program Equity	Modernize classroom furniture	\$ 712,092	\$ 947,082
8	Yes	Program Equity	New classroom buildings to replace portables including science labs and after school program	\$ 28,483,644	\$ 37,883,247
8	Yes	Program Equity	New cafeteria building to replace portables	\$ 6,041,986	\$ 8,035,841
8	Yes	Program Equity	New Covered fitness space	\$ 1,078,926	\$ 1,434,972
12			New Outdoor learning environment	\$ 287,714	\$ 382,660
12	Yes		New admin building- principal's office, teacher lounge, nurse room, counselor, more storage	\$ 1,438,568	\$ 1,913,296
12	Yes		Classroom Building- Demo Portables	\$ 527,475	\$ 701,542
			Total	\$ 39,003,358	\$ 51,874,466

Excludes escalation. Estimated to be 4% compounded annually.

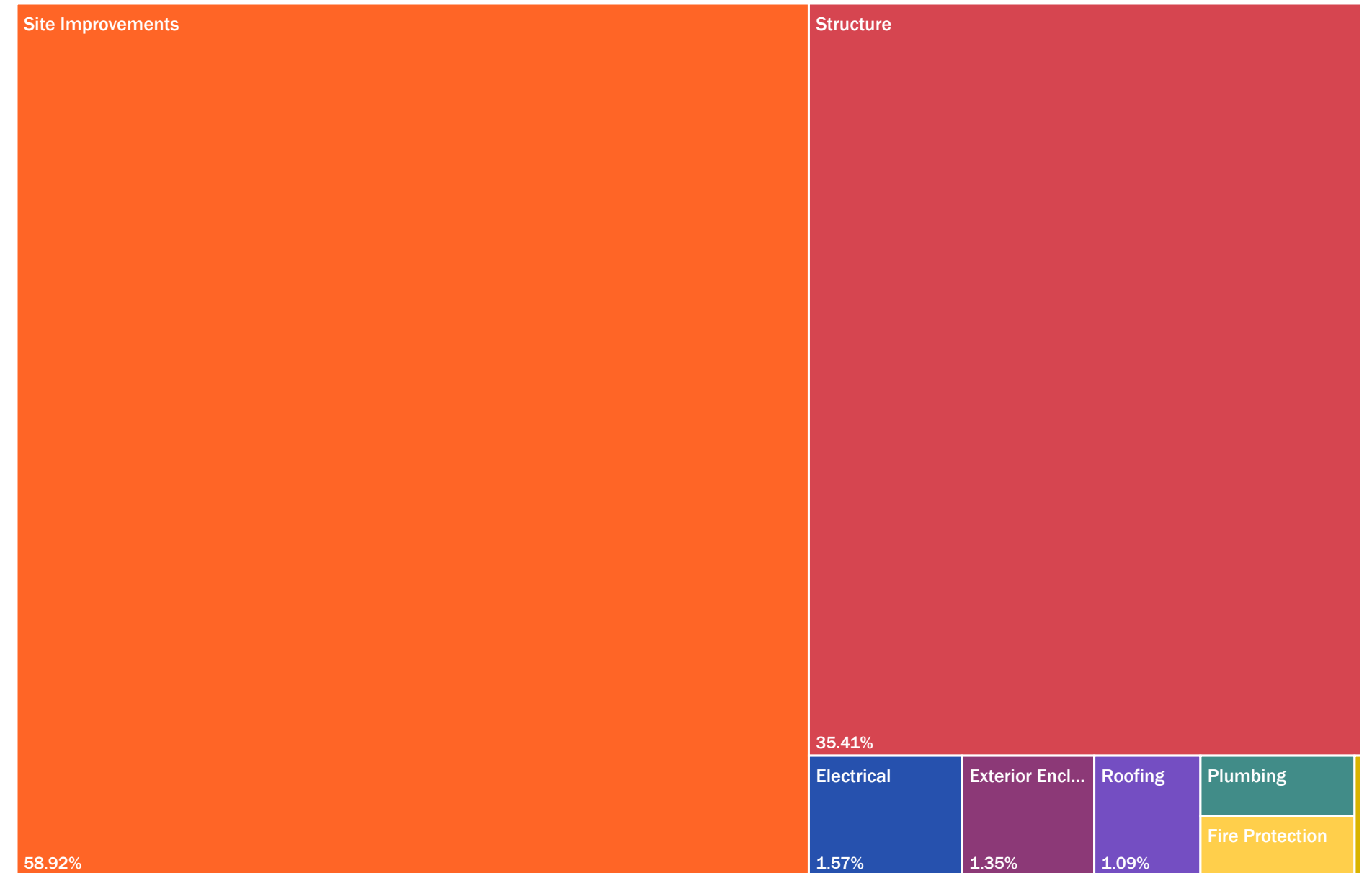
Facility Assessment:

Wilson Elementary

Affected System	Total Cost
ADA Compliance	\$4,804
Electrical	\$112,594
Exterior Enclosure	\$96,796
Fire Protection	\$56,444
Plumbing	\$56,644
Roofing	\$77,861
Site Improvements	\$4,212,650
Structure	\$2,531,977
Total	\$7,149,769

Building	Total Cost
Classroom 17	\$277,136
Library	\$101,585
Portables	\$2,531,977
Site	\$4,239,070
Total	\$7,149,769

Cost by Category



FLORA ARCA MATA ELEMENTARY SCHOOL

FIRST FLOOR

Use	Number of rooms	Capacity
ECE	1	24
Grades 1 - 5	10	250
Grades 6 - 8	6	158
Kinder	2	48
Resource Room	6	
Special Education	1	13
Specialized Classroom	3	27
Total	29	520

Legend

● Grades 1 - 5	 Permanent Room
● Grades 6 - 8	 Portable Room
● Specialized Classroom	● Restrooms
● Special Ed	 Play Structures
● ECE	X X: GRADE# Y: ROOM#
● Teacher Spaces / Admin	
● Resource Room	
● Non-Scheduled Classroom	
● Amenity Space	
● Service	
 Vacant	



Source: GOOGLE MAPS 2024

FLORA ARCA MATA ELEMENTARY SCHOOL

SECONF FLOOR

Use	Number of rooms	Capacity
ECE	1	24
Grades 1 - 5	10	250
Grades 6 - 8	6	158
Kinder	2	48
Resource Room	6	
Special Education	1	13
Specialized Classroom	3	27
Total	29	520

Legend

● Grades 1 - 5	 Permanent Room
● Grades 6 - 8	 Portable Room
● Specialized Classroom	● Restrooms
● Special Ed	 Play Structures
● ECE	X Y X: GRADE# Y: ROOM#
● Teacher Spaces / Admin	
● Resource Room	
● Non-Scheduled Classroom	
● Amenity Space	
● Service	
 Vacant	



Source: GOOGLE MAPS 2024

Flora Arca Mata Elementary

				Cost (2024)	
Project Rank	Future Unfunded Project	Type	Project	Low	High
1		Health and Safety, Building Systems	Roofing upgrades in MPR	\$ 647,356	\$ 860,983
2		Security	New gates	\$ 47,953	\$ 63,777
2		Security	Add screening to fence	\$ 136,664	\$ 181,764
4		Health and Safety	New door frames	\$ 47,953	\$ 63,777
5			New Outdoor learning environment	\$ 287,714	\$ 382,660
5	Yes		New classroom and wellness building	\$ 8,919,121	\$ 11,862,431
			Total	\$ 10,086,761	\$ 13,415,392

Excludes escalation. Estimated to be 4% compounded annually.

CESAR CHAVEZ HIGH SCHOOL

FIRST FLOOR

Use	Number of rooms	Capacity
CTE	11	253
ECE	2	40
Gen Ed	53	1219
Gymnasium	1	23
Non-Scheduled Classroom	1	
Potential Classroom	2	46
Resource Room	19	
Special Education	11	121
Specialized Classroom	27	552
Total	127	2254

Legend

- Gen Ed
- CTE
- Specialized Classroom
- Special Ed
- ECE
- Gymnasium
- Teacher Spaces / Admin
- Resource Room
- Non-Scheduled Classroom
- Amenity Space
- Service
- Vacant
- Permanent Room
- Portable Room
- Restrooms
- Play Structures
- X: GRADE#
Y: ROOM#



Source: GOOGLE MAPS 2024

CESAR CHAVEZ HIGH SCHOOL

SECOND FLOOR

Use	Number of rooms	Capacity
CTE	11	253
ECE	2	40
Gen Ed	53	1219
Gymnasium	1	23
Non-Scheduled Classroom	1	
Potential Classroom	2	46
Resource Room	19	
Special Education	11	121
Specialized Classroom	27	552
Total	127	2254

Legend

- Gen Ed
 - CTE
 - Specialized Classroom
 - Special Ed
 - ECE
 - Gymnasium
 - Teacher Spaces / Admin
 - Resource Room
 - Non-Scheduled Classroom
 - Amenity Space
 - Service
 - Vacant
- Permanent Room
 - Portable Room
 - Restrooms
 - Play Structures
 - X
Y X: GRADE#
Y: ROOM#



Source: GOOGLE MAPS 2024

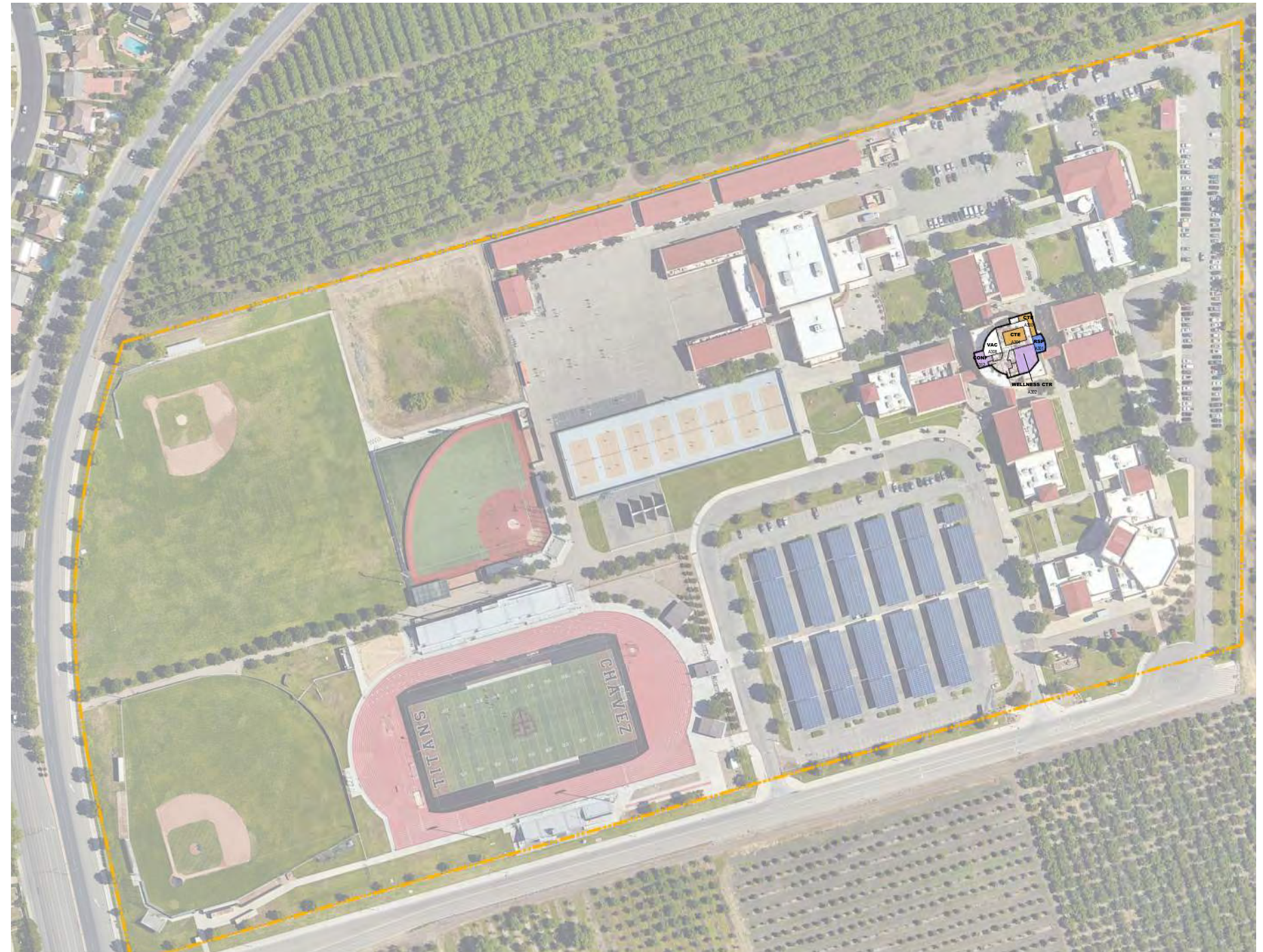
CESAR CHAVEZ HIGH SCHOOL

THIRD FLOOR

Use	Number of rooms	Capacity
CTE	11	253
ECE	2	40
Gen Ed	53	1219
Gymnasium	1	23
Non-Scheduled Classroom	1	
Potential Classroom	2	46
Resource Room	19	
Special Education	11	121
Specialized Classroom	27	552
Total	127	2254

Legend

● Gen Ed	 Permanent Room
● CTE	 Portable Room
● Specialized Classroom	● Restrooms
● Special Ed	 Play Structures
● ECE	X Y X: GRADE# Y: ROOM#
● Gymnasium	
● Teacher Spaces / Admin	
● Resource Room	
● Non-Scheduled Classroom	
● Amenity Space	
● Service	
 Vacant	



Source: GOOGLE MAPS 2024

Cesar Chavez High

Cost (2024)

Project Rank	Future Unfunded Project	Type	Project	Low	High
1		Health and Safety, Security	Redo Preschool Drop Off	\$ 1,366,640	\$ 1,817,631
2		Security	New gates at perimeter	\$ 119,881	\$ 159,442
3		Health and Safety	Upgrade walkways	\$ 7,312,721	\$ 9,725,918
3		Health and Safety	New water fountains	\$ 57,543	\$ 76,532
3	Yes	Critical Curriculum Deficiency	Convert Preschool back to Lab Building	\$ 7,192,840	\$ 9,566,477
3		Health and Safety	Address expansive soil repair	\$ 1,798,210	\$ 2,391,620
7	Yes	Additional Funding Eligible, Program Equity	Modernizations- Existing Building Modernization	\$ 21,039,056	\$ 27,981,944
8	Yes	Program Equity	Modernize classroom furniture	\$ 4,207,812	\$ 5,596,389
8		Program Equity	Gym flooring upgrades	\$ 287,714	\$ 382,660
8	Yes	Program Equity	New Preschool and Support Building	\$ 8,631,408	\$ 11,479,772
8	Yes	Program Equity	New Swimming Pool	\$ 1,678,330	\$ 2,232,178
12			Admin Modernization	\$ 4,675,346	\$ 6,218,210
12			MPR Modernization	\$ 1,078,926	\$ 1,434,972
12			Window replacement in classrooms	\$ 3,044,969	\$ 4,049,809
12			New Outdoor learning environment	\$ 287,714	\$ 382,660
			Total	\$ 62,779,110.00	\$ 83,496,214

Excludes escalation. Estimated to be 4% compounded annually.

EDISON HIGH SCHOOL

FIRST FLOOR

Use	Number of rooms	Capacity
CTE	11	253
ECE	2	40
Gen Ed	53	1219
Gymnasium	1	23
Non-Scheduled Classroom	1	
Potential Classroom	2	46
Resource Room	19	
Special Education	11	121
Specialized Classroom	27	552
Total	127	2254

Legend

- Gen Ed
- CTE
- Specialized Classroom
- Special Ed
- ECE
- Gymnasium
- Teacher Spaces / Admin
- Resource Room
- Non-Scheduled Classroom
- Amenity Space
- Service
- Vacant
- Permanent Room
- Portable Room
- Restrooms
- Play Structures
- X: GRADE#
Y: ROOM#



Source: GOOGLE MAPS 2024

EDISON HIGH SCHOOL

SECOND FLOOR

Use	Number of rooms	Capacity
CTE	11	253
ECE	2	40
Gen Ed	53	1219
Gymnasium	1	23
Non-Scheduled Classroom	1	
Potential Classroom	2	46
Resource Room	19	
Special Education	11	121
Specialized Classroom	27	552
Total	127	2254

Legend

● Gen Ed	 Permanent Room
● CTE	 Portable Room
● Specialized Classroom	● Restrooms
● Special Ed	 Play Structures
● ECE	X Y X: GRADE# Y: ROOM#
● Gymnasium	
● Teacher Spaces / Admin	
● Resource Room	
● Non-Scheduled Classroom	
● Amenity Space	
● Service	
 Vacant	



Source: GOOGLE MAPS 2024

Edison High

Cost (2024)

Project Rank	Future Unfunded Project	Type	Project	Low	High
1		Health and Safety, Building Systems	HVAC upgrade	\$ 71,929	\$ 95,665
2		Additional Funding Eligible, Program Equity, Critical Curriculum Deficiency	Modernizations to C Building and SC Building	\$ 20,499,593	\$ 27,264,458
3		Security	New exterior lighting	\$ 215,786	\$ 286,995
4	Yes	Program Equity, Critical Curriculum Deficiency	New Science Lab, SPED Classrooms and Locker room Building	\$ 28,771,358	\$ 38,265,906
5	Yes	Health and Safety	Parking expansion	\$ 1,942,067	\$ 2,582,949
5		Health and Safety	Restroom upgrades	\$ 2,397,614	\$ 3,188,826
7		Program Equity	Modernize classroom furniture	\$ 2,049,960	\$ 2,726,446
7		Program Equity	Library upgrade	\$ 7,192,840	\$ 9,566,477
9	Yes		Demo Portables	\$ 359,642	\$ 478,324
9			Expand and modernize theater	\$ 8,631,408	\$ 11,479,772
9			Gym flooring upgrades	\$ 1,438,568	\$ 1,913,296
9	Yes		Repair Swimming Pool	\$ 1,678,330	\$ 2,232,178
9			Upgrade outdoor quad area	\$ 287,714	\$ 382,660
			Hazmat treatment	\$ 5,178,845	\$ 6,887,863
			Total	\$ 80,715,654.00	\$ 107,351,815

Excludes escalation. Estimated to be 4% compounded annually.

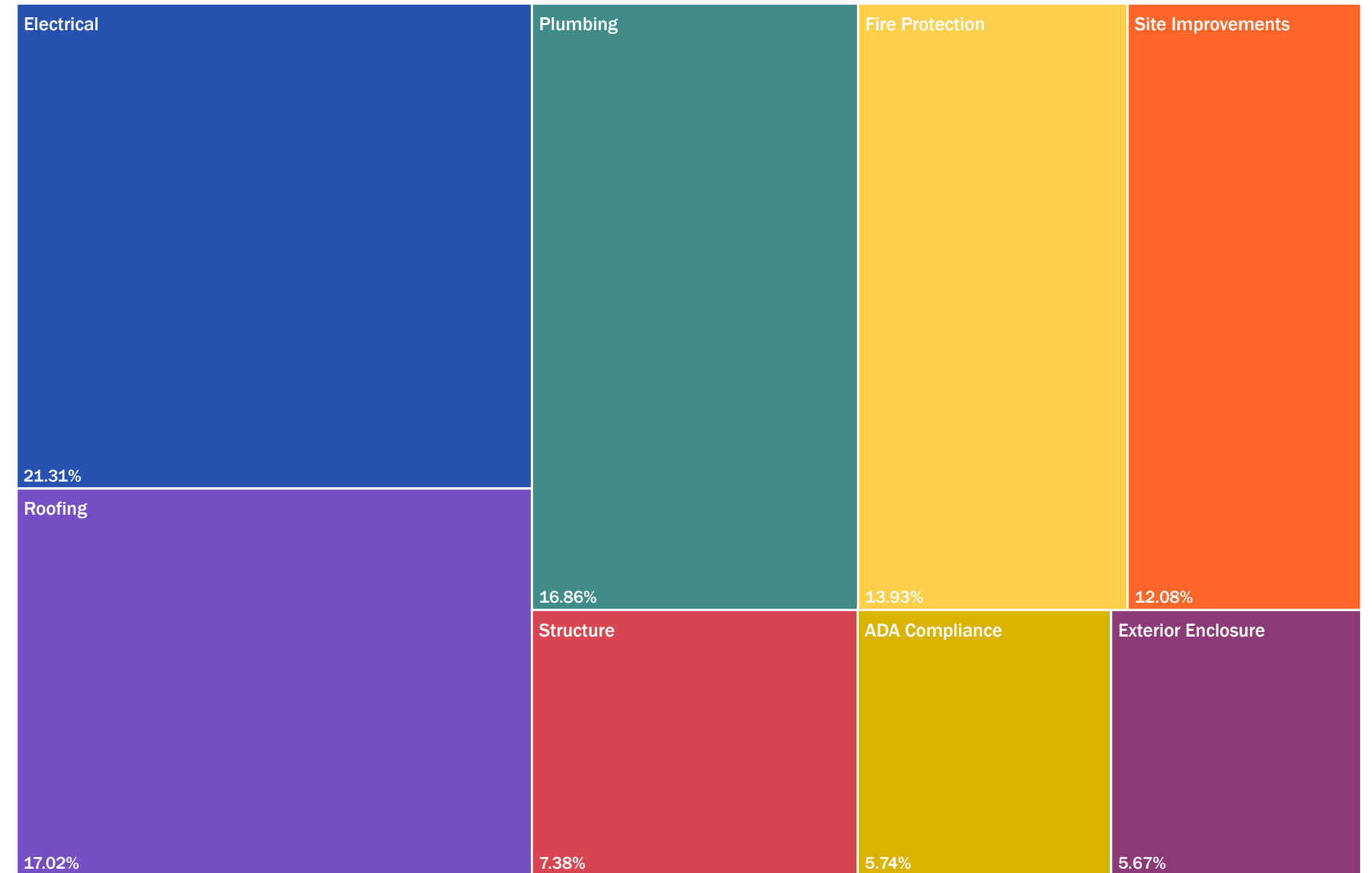
Facility Assessment:

Edison High

Affected System	Total Cost
ADA Compliance	\$1,284,603
Electrical	\$4,767,720
Exterior Enclosure	\$1,268,194
Fire Protection	\$3,117,362
Plumbing	\$3,772,474
Roofing	\$3,808,394
Site Improvements	\$2,701,830
Structure	\$1,651,289
Total	\$22,371,867

Building	Total Cost
Auditorium	\$2,647,206
Building 3	\$191,168
Building B	\$6,005
Building C	\$4,781,810
Building D	\$20,816
Building E	\$62,849
Building SC	\$2,176,235
Building SC 9-10	\$154,080
Cafeteria	\$21,217
Classrooms 76-79	\$1,434,584
Gymnasium	\$5,506,404
Library	\$833,451
Portable Structures	\$1,651,289
Restroom1	\$144,093
Site	\$2,701,830
Taggart Gym	\$38,830
Total	\$22,371,867

Cost by Category



FRANKLIN HIGH SCHOOL

FIRST FLOOR

Use	Number of rooms	Capacity
CTE	5	115
Gen Ed	61	1403
Gymnasium	2	46
Non-Scheduled Classroom	1	
Potential Classroom	4	92
Resource Room	7	
Special Education	10	110
Specialized Classroom	21	437
Total	111	2203

Legend

- Gen Ed
- CTE
- Specialized Classroom
- Special Ed
- ECE
- Gymnasium
- Teacher Spaces / Admin
- Resource Room
- Non-Scheduled Classroom
- Amenity Space
- Service
- Vacant
- Permanent Room
- Portable Room
- Restrooms
- Play Structures
- X: GRADE#
Y: ROOM#



Source: GOOGLE MAPS 2024

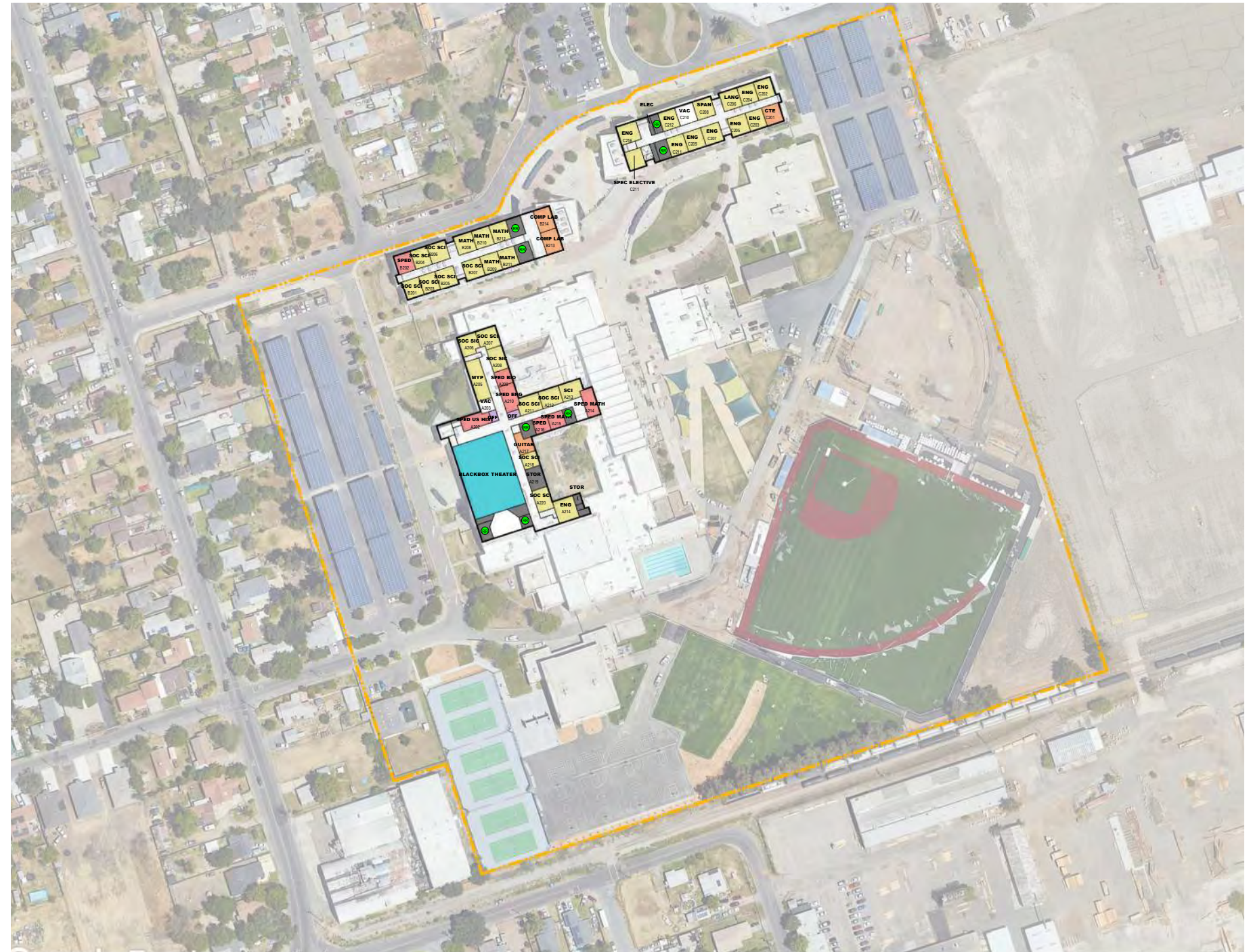
FRANKLIN HIGH SCHOOL

SECOND FLOOR

Use	Number of rooms	Capacity
CTE	5	115
Gen Ed	61	1403
Gymnasium	2	46
Non-Scheduled Classroom	1	
Potential Classroom	4	92
Resource Room	7	
Special Education	10	110
Specialized Classroom	21	437
Total	111	2203

Legend

- Gen Ed
- CTE
- Specialized Classroom
- Special Ed
- ECE
- Gymnasium
- Teacher Spaces / Admin
- Resource Room
- Non-Scheduled Classroom
- Amenity Space
- Service
- Vacant
- Permanent Room
- Portable Room
- Restrooms
- Play Structures
- X: GRADE#
Y: ROOM#



Source: GOOGLE MAPS 2024

Franklin High

Cost (2024)

Project Rank	Future Unfunded Project	Type	Project	Low	High
1		Health and Safety, Building Systems	New HVAC system in Building A	\$ 71,929.00	\$ 95,665
2		Additional Funding Eligible, Program Equity, Critical Curriculum Deficiency	Renovate old cafeteria into science labs and makers space	\$ 5,754,272.00	\$ 7,653,182
3		Health and Safety, Program Equity	Gym modernization	\$ 17,262,815.00	\$ 22,959,544
4		Additional Funding Eligible, Program Equity	Building A Modernizations	\$ 43,157,037.00	\$ 57,398,859
5		Program Equity	Modernize classroom furniture	\$ 4,315,704.00	\$ 5,739,886
5		Program Equity	Pool upgrades	\$ 1,678,330.00	\$ 2,232,178
5		Program Equity	Theater Modernization	\$ 5,034,988.00	\$ 6,696,534
8			Upgrade outdoor quad area	\$ 287,714.00	\$ 382,660
			Hazmat treatment	\$ 8,631,408.00	\$ 11,479,772
			Total	\$ 86,194,197.00	\$ 114,638,280

Excludes escalation. Estimated to be 4% compounded annually.

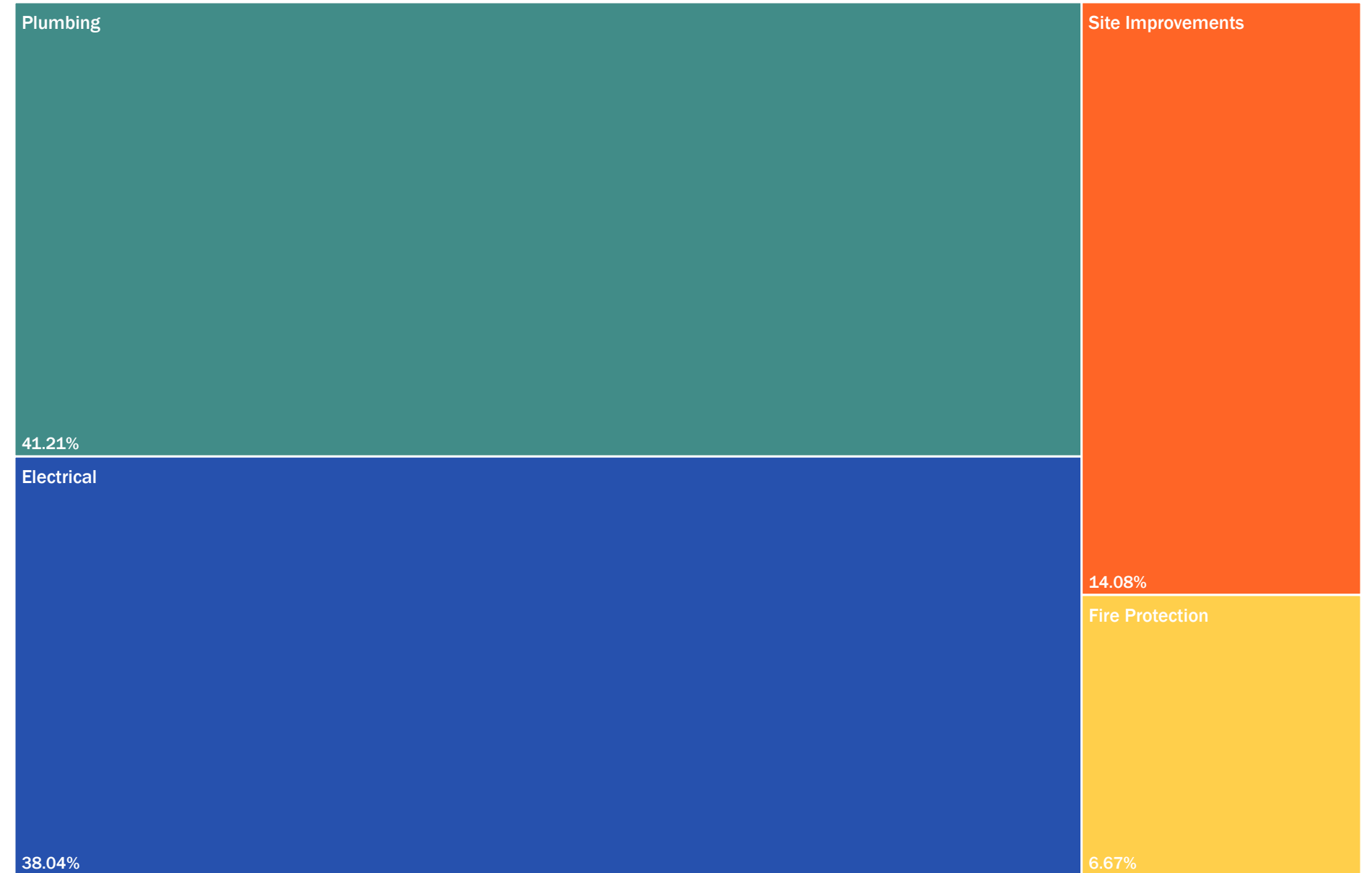
Facility Assessment:

Franklin High

Affected System	Total Cost
Electrical	\$5,053,762
Fire Protection	\$886,845
Plumbing	\$5,474,909
Site Improvements	\$1,871,403
Total	\$13,286,919

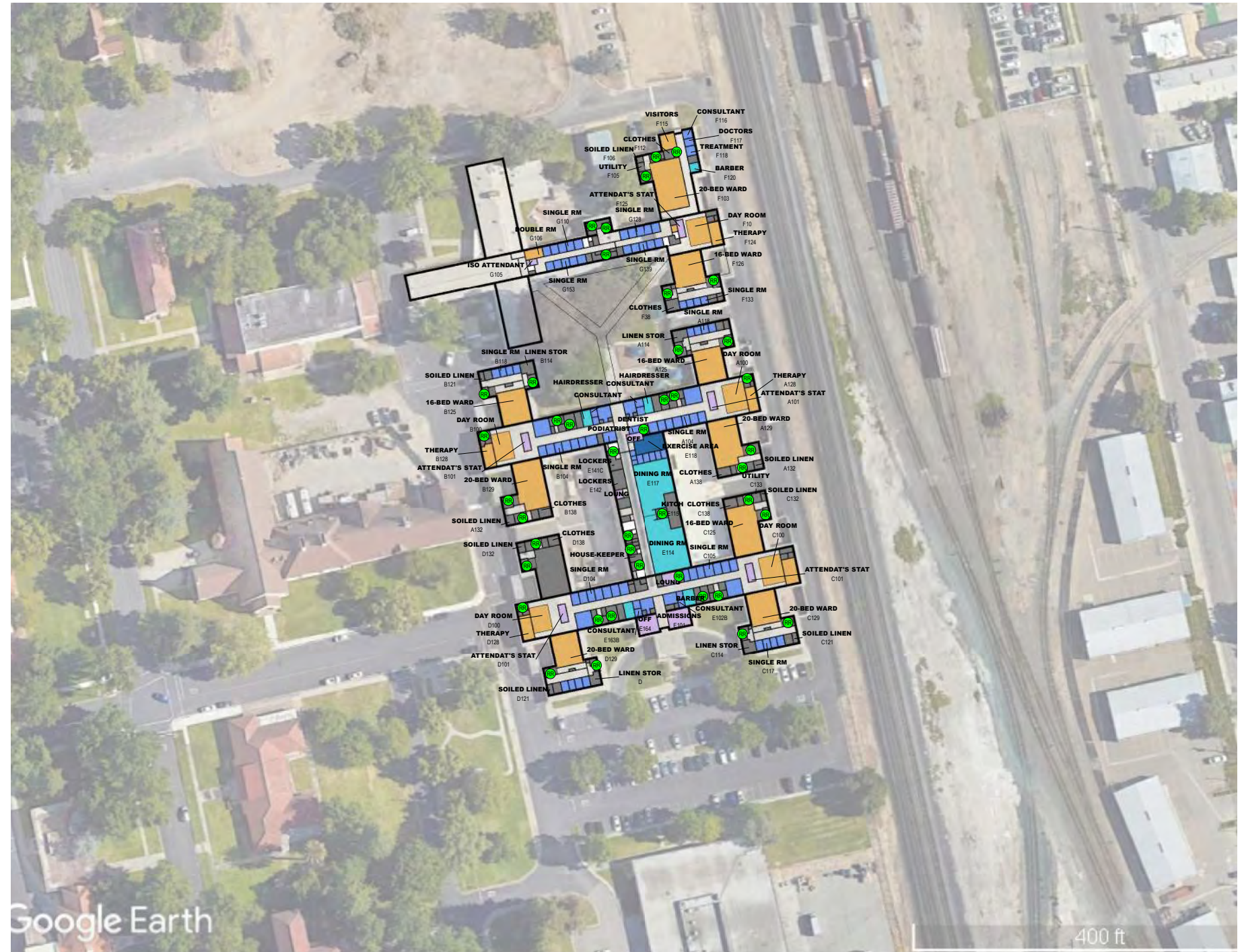
Building	Total Cost
Building A	\$8,681,079
Building S	\$1,298,974
Building S11-S12	\$292,454
Gym	\$1,143,009
Site	\$1,871,403
Total	\$13,286,919

Cost by Category



HEALTH CAREERS ACADEMY

Use	Number of rooms	Capacity
CTE	22	506
Non-Scheduled Classroom	1	
Resource Room	97	138
Total	120	644



Legend

- Gen Ed
- CTE
- Specialized Classroom
- Special Ed
- ECE
- Gymnasium
- Teacher Spaces / Admin
- Resource Room
- Non-Scheduled Classroom
- Amenity Space
- Service
- Vacant
- Permanent Room
- Portable Room
- Restrooms
- Play Structures
- X: GRADE#
Y: ROOM#

Source: GOOGLE MAPS 2024


Facility Assessment:

Health Careers Academy(Charter/Leased)

Affected System	Total Cost
Site Improvements	\$852,486
Total	\$852,486

Building	Total Cost
Site	\$852,486
Total	\$852,486

Cost by Category



JANE FREDERICK HIGH SCHOOL

Use	Number of rooms	Capacity
CTE	1	23
Gen Ed	6	138
Non-Scheduled Classroom	1	
Resource Room	5	
Special Education	2	22
Specialized Classroom	2	46
Total	17	229



Legend

- Gen Ed
- CTE
- Specialized Classroom
- Special Ed
- ECE
- Gymnasium
- Teacher Spaces / Admin
- Resource Room
- Non-Scheduled Classroom
- Amenity Space
- Service
- Vacant
- Permanent Room
- Portable Room
- Restrooms
- Play Structures
- X: GRADE#
Y: ROOM#

Source: GOOGLE MAPS 2024

Jane Frederick High

				Cost (2024)	
Project Rank	Future Unfunded Project	Type	Project	Low	High
1	Yes	Health and Safety, Critical Curriculum Deficiency	New parking lot. Add signage and crosswalk.	\$ 316,485	\$ 420,925
2		Security	Add/upgrade security cameras	\$ 71,929	\$ 95,665
2		Security	New PA System	\$ 91,110	\$ 121,176
4		Health and Safety	Redo asphalt walkways	\$ 179,821	\$ 239,162
4		Health and Safety	Replaster and paint walls with mold	\$ 136,664	\$ 181,764
4		Health and Safety	Repair Foundations	\$ 2,277,733	\$ 3,029,385
4		Health and Safety	Replace carpet and kitchenette flooring	\$ 10,790	\$ 14,350
4		Health and Safety	New Fire Alarm System	\$ 119,881	\$ 159,442
9	Yes	Program Equity	Additional basketball court	\$ 151,050	\$ 200,897
9		Program Equity	New Windows in classrooms	\$ 407,595	\$ 542,101
9	Yes	Program Equity	Expand cafeteria	\$ 2,397,614	\$ 3,188,826
9	Yes	Program Equity	Expand staff lounge, add dedicated rooms for support staff.	\$ 419,583	\$ 558,045
9	Yes	Additional Funding Eligible	Modernizations- Existing Building Modernization	\$ 5,466,558	\$ 7,270,523
9	Yes	Program Equity	Modernize classroom furniture	\$ 546,656	\$ 727,053
15	Yes		Admin Modernization	\$ 1,822,186	\$ 2,423,508
15			New Outdoor learning environment	\$ 287,714	\$ 382,660
15	Yes		New library, CTE masonry classroom and job exploration space	\$ 4,315,704	\$ 5,739,886
			Hazmat treatment	\$ 1,366,640	\$ 1,817,631
			Total	\$ 20,385,713	\$ 27,112,999

Excludes escalation. Estimated to be 4% compounded annually.

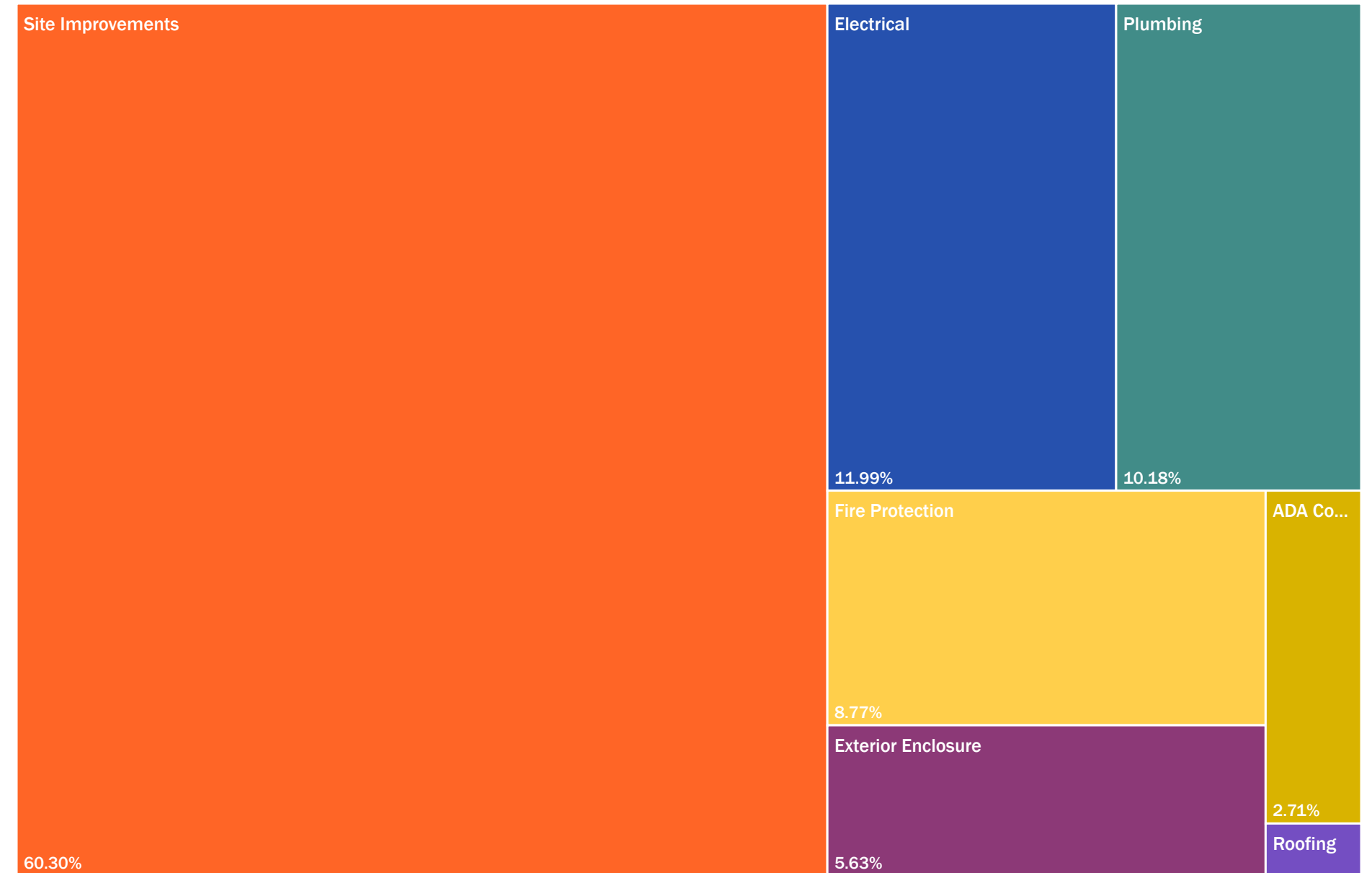
Facility Assessment:

Jane Frederick High

Affected System	Total Cost
ADA Compliance	\$157,723
Electrical	\$697,300
Exterior Enclosure	\$327,256
Fire Protection	\$509,862
Plumbing	\$591,722
Roofing	\$24,819
Site Improvements	\$3,506,462
Total	\$5,815,144

Building	Total Cost
Building 1	\$435,512
Building 2	\$927,238
Building 3	\$488,212
Building 4	\$480,924
Building 5	\$438,406
Site	\$3,044,852
Total	\$5,815,144

Cost by Category



PACIFIC LAW ACADEMY HIGH SCHOOL

Use	Number of rooms	Capacity
Gen Ed	6	138
Resource Room	1	
Specialized Classroom	3	69
Total	10	207

Legend

● Gen Ed	 Permanent Room
● CTE	 Portable Room
● Specialized Classroom	● Restrooms
● Special Ed	 Play Structures
● ECE	X Y X: GRADE# Y: ROOM#
● Gymnasium	
● Teacher Spaces / Admin	
● Resource Room	
● Non-Scheduled Classroom	
● Amenity Space	
● Service	
 Vacant	



Source: GOOGLE MAPS 2024

Pacific Law Academy HS

Cost (2024)

Project Rank	Future Unfunded Project	Type	Project	Low	High
1		Security	Extend fence on north side	\$ 431,571	\$ 573,989
1		Security	Add security cameras around campus	\$ 119,881	\$ 159,442
3		Health and Safety	Better traffic flow/circulation	\$ 201,400	\$ 267,862
3		Health and Safety	Additional restrooms for student and staff- if no new building	\$ 479,523	\$ 637,766
5	Yes	Program Equity	New Classroom, Admin, MPR Building	\$ 20,139,951	\$ 26,786,134
5	Yes	Program Equity	Demo Portables	\$ 239,762	\$ 318,883
7			New Outdoor learning environment	\$ 287,714	\$ 382,660
7	Yes		New Covered fitness space	\$ 1,366,640	\$ 1,817,631
			Total	\$ 23,266,442	\$ 30,944,367

Excludes escalation. Estimated to be 4% compounded annually.

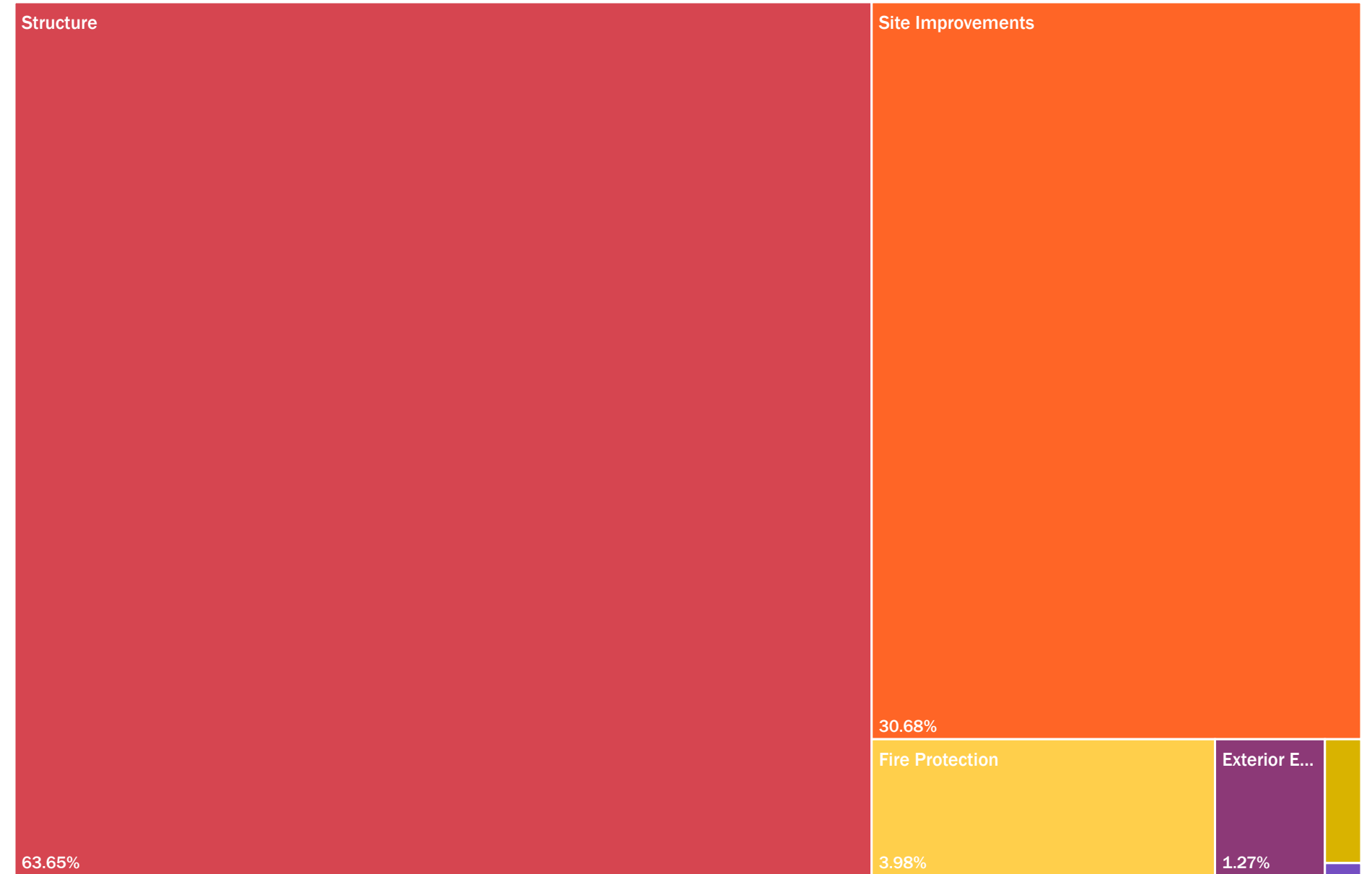
Facility Assessment:

Pacific Law Academy

Affected System	Total Cost
ADA Compliance	\$12,009
Exterior Enclosure	\$40,031
Fire Protection	\$125,066
Roofing	\$1,201
Site Improvements	\$964,753
Structure	\$2,001,563
Total	\$3,144,624

Building	Total Cost
Building 4	\$178,307
Portables	\$2,001,563
Site	\$964,753
Total	\$3,144,624

Cost by Category



SCHOOL OF ADULTS

FIRST FLOOR

Use	Number of rooms	Capacity
CTE	1	27
Gen Ed	10	270
Resource Room	8	
Specialized Classroom	1	
Total	20	297

Legend

● Gen Ed	 Permanent Room
● CTE	 Portable Room
● Specialized Classroom	● Restrooms
● Special Ed	 Play Structures
● ECE	X Y X: GRADE# Y: ROOM#
● Gymnasium	
● Teacher Spaces / Admin	
● Resource Room	
● Non-Scheduled Classroom	
● Amenity Space	
● Service	
○ Vacant	



Source: GOOGLE MAPS 2024

SCHOOL OF ADULTS

SECOND FLOOR

Use	Number of rooms	Capacity
CTE	1	27
Gen Ed	10	270
Resource Room	8	
Specialized Classroom	1	
Total	20	297

Legend

● Gen Ed	 Permanent Room
● CTE	 Portable Room
● Specialized Classroom	● Restrooms
● Special Ed	 Play Structures
● ECE	X Y X: GRADE# Y: ROOM#
● Gymnasium	
● Teacher Spaces / Admin	
● Resource Room	
● Non-Scheduled Classroom	
● Amenity Space	
● Service	
○ Vacant	



Source: GOOGLE MAPS 2024

School for Adults

				Cost (2024)	
Project Rank	Future Unfunded Project	Type	Project	Low	High
1		Health and Safety, Security	Fencing around site	\$ 359,642	\$ 478,324
2		Health and Safety	Roofing upgrades at flat roof	\$ 579,024	\$ 770,102
3		Program Equity	New passenger elevator	\$ 359,642	\$ 478,324
3		Program Equity	HVAC system upgrade in the main building and daycare	\$ 71,929	\$ 95,665
3		Program Equity	Modernizations- Existing Building Modernization	\$ 17,262,815	\$ 22,959,544
6	Yes		Parking expansion and better traffic circulation	\$ 474,728	\$ 631,388
6			Furniture modernization in MPR	\$ 107,893	\$ 143,498
6	Yes		Admin Modernization	\$ 959,046	\$ 1,275,531
6	Yes		MPR Modernization	\$ 359,642	\$ 478,324
6			New Gate for entry	\$ 47,953	\$ 63,777
			Hazmat treatment	\$ 3,812,205	\$ 5,070,233
			Total	\$ 24,394,519	\$ 32,444,710

Excludes escalation. Estimated to be 4% compounded annually.

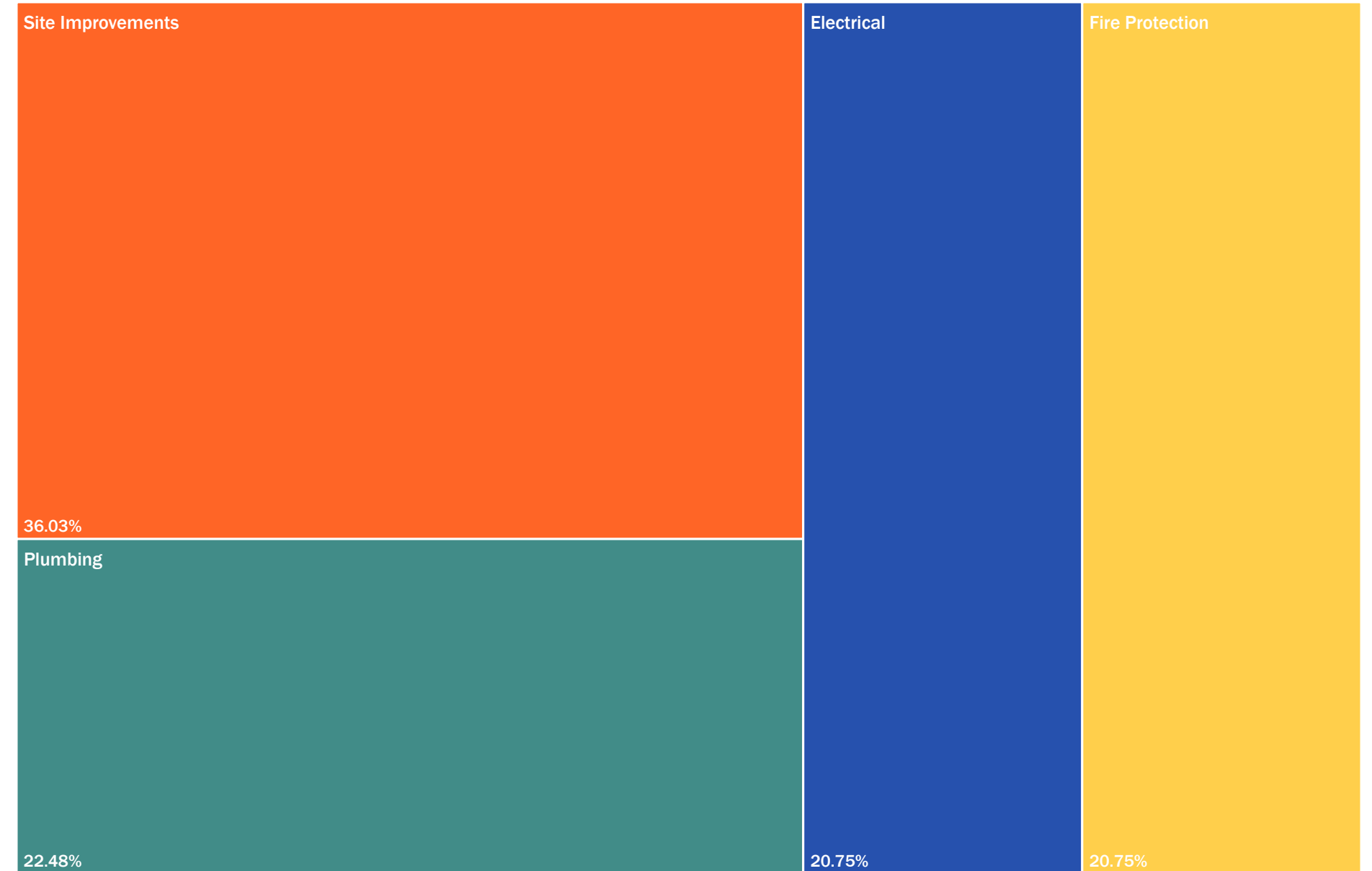
Facility Assessment:

School for Adults

Affected System	Total Cost
Electrical	\$1,490,316
Fire Protection	\$1,490,316
Plumbing	\$1,614,509
Site Improvements	\$2,588,141
Total	\$7,183,281

Building	Total Cost
Main Building	\$4,595,140
Site	\$2,588,141
Total	\$7,183,281

Cost by Category

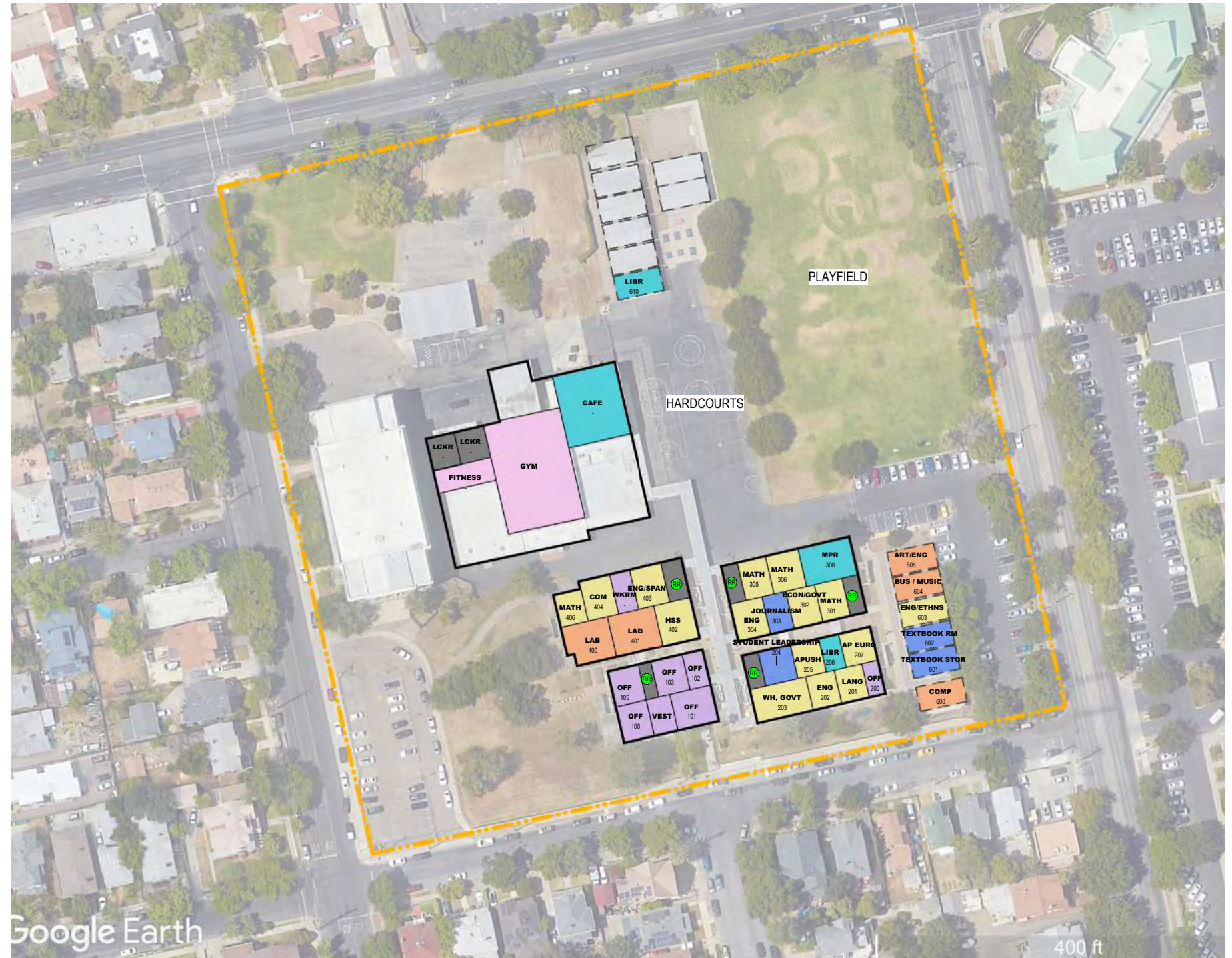


SECA

Use	Number of rooms	Capacity
Gen Ed	15	345
Gymnasium	2	46
Resource Room	4	
Specialized Classroom	5	92
Total	26	483

Legend

- Gen Ed
- CTE
- Specialized Classroom
- Special Ed
- ECE
- Gymnasium
- Teacher Spaces / Admin
- Resource Room
- Non-Scheduled Classroom
- Amenity Space
- Service
- Vacant
- Permanent Room
- Portable Room
- Restrooms
- Play Structures
- X
Y
 X: GRADE#
Y: ROOM#



Source: GOOGLE MAPS 2024

Stockton Early College Academy

				Cost (2024)	
Project Rank	Future Unfunded Project	Type	Project	Low	High
1		Health and Safety, Building Systems	Patch roof	\$ 1,873,735	\$ 2,492,068
2		Security	Higher fence at perimeter	\$ 971,034	\$ 1,291,475
2		Security	Upgrade camera system, add additional cameras around the campus	\$ 71,929	\$ 95,665
2		Security	Add buzzer at front entry	\$ 11,989	\$ 15,945
5	Yes	Health and Safety, Additional Funding Eligible	Modernize classrooms buildings and old locker room	\$ 3,812,205	\$ 5,070,233
6		Health and Safety	Redo track	\$ 741,223	\$ 985,826
6		Health and Safety	Enhance landscape	\$ 1,019,945	\$ 1,356,527
6		Health and Safety	Fill in holes on field	\$ 2,560,471	\$ 3,405,427
6		Building Systems	New irrigation on field	\$ 335,666	\$ 446,436
10	Yes	Program Equity	New Classroom Building to replace Portables	\$ 19,276,810	\$ 25,638,157
10	Yes	Program Equity	Demo portables to replace with new building	\$ 167,833	\$ 223,218
12			Resurface parking lot and hardcourt	\$ 1,280,326	\$ 1,702,833
12			Demo portable 600-605	\$ 143,857	\$ 191,330
12			New Outdoor learning environment	\$ 287,714	\$ 382,660
12			Paint Exterior	\$ 374,747	\$ 498,414
12	Yes		Modernize kitchen	\$ 575,428	\$ 765,319
			Hazmat treatment	\$ 3,747,470	\$ 4,984,135
			Total	\$ 37,252,382	\$ 49,545,668

Excludes escalation. Estimated to be 4% compounded annually.


Facility Assessment:

Stockton Early College Academy (SECA)

Affected System	Total Cost
Electrical	\$1,363,257
Fire Protection	\$1,175,910
Plumbing	\$1,476,861
Site Improvements	\$2,003,615
Total	\$6,019,643

Building	Total Cost
Building A	\$390,305
Building B	\$577,651
Building C	\$577,651
Building D	\$426,573
Multipurpose Building	\$2,043,848
Site	\$2,003,615
Total	\$6,019,643

Cost by Category

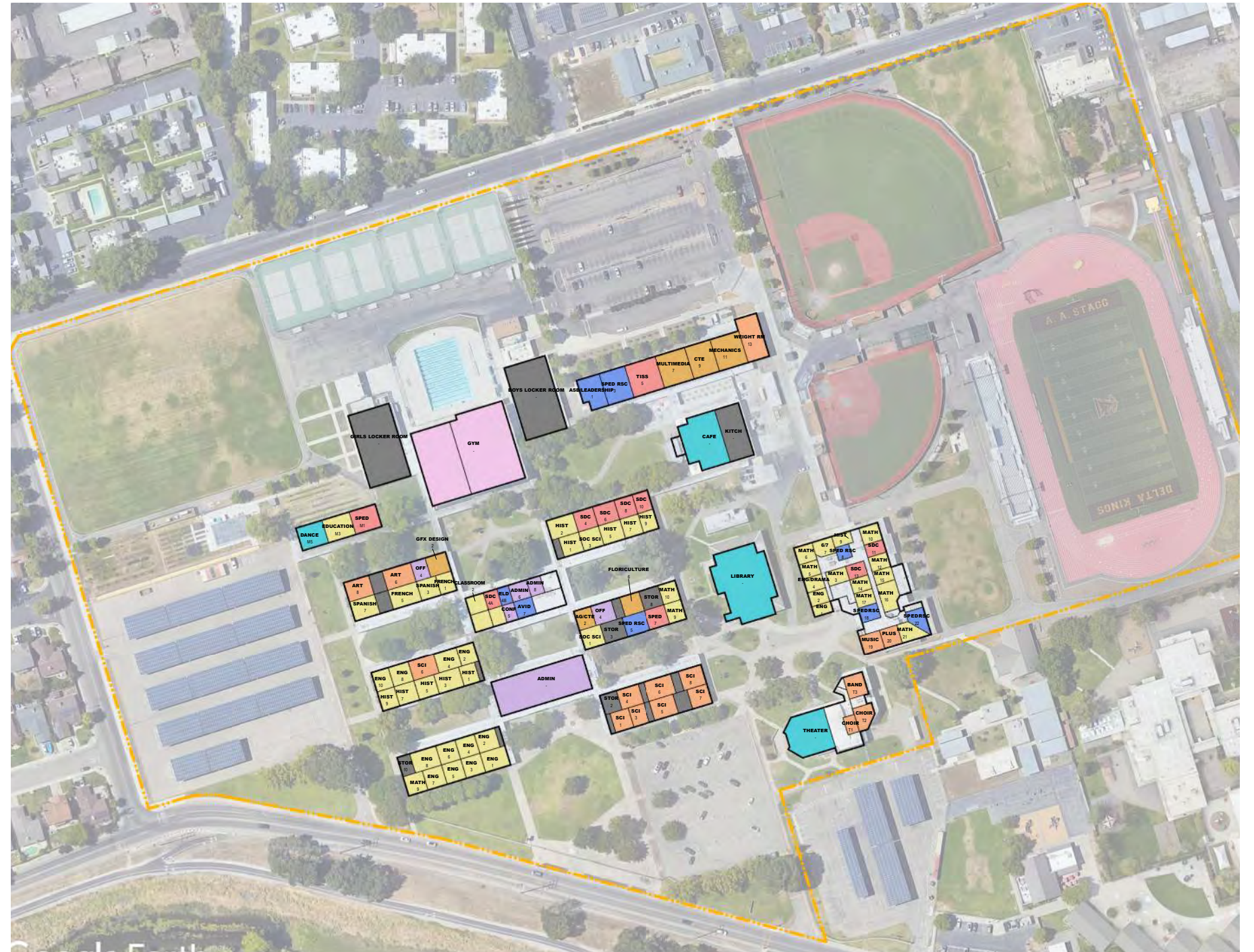


STAGG HIGH SCHOOL

Use	Number of rooms	Capacity
CTE	6	162
Gen Ed	50	1350
Gymnasium	1	27
Resource Room	8	
Special Education	10	130
Specialized Classroom	16	391
Total	91	2060

Legend

- Gen Ed
- CTE
- Specialized Classroom
- Special Ed
- ECE
- Gymnasium
- Teacher Spaces / Admin
- Resource Room
- Non-Scheduled Classroom
- Amenity Space
- Service
- Vacant
- Permanent Room
- Portable Room
- Restrooms
- Play Structures
- X: GRADE#
Y: ROOM#



Source: GOOGLE MAPS 2024

Stagg Senior High

				Cost (2024)	
Project Rank	Future Unfunded Project	Type	Project	Low	High
1		Security, Program Equity	Replace 1970's intercom	\$ 359,642	\$ 478,324
2		Security	New motorized rolling gate at entry	\$ 23,977	\$ 31,889
2		Security	Add buzzer and camera at parking	\$ 23,977	\$ 31,889
4		Program Equity, Critical Curriculum Deficiency	Renovate science labs	\$ 5,034,988	\$ 6,696,534
4		Health and Safety, Program Equity	Replace gym flooring	\$ 791,213	\$ 1,052,313
6		Health and Safety	Expand fence	\$ 431,571	\$ 573,989
7		Additional Funding Eligible, Program Equity	Modernize classrooms	\$ 11,868,185	\$ 15,784,686
8		Program Equity	Modernize classroom furniture	\$ 1,186,819	\$ 1,578,469
8	Yes	Program Equity	Demo old 1950's classroom wings	\$ 863,141	\$ 1,147,978
8	Yes	Program Equity	New 2 story building with science labs, modern classrooms, collaboration, admin spaces, wellness center	\$ 34,525,629	\$ 45,919,087
8		Program Equity	Swimming Pool Repair	\$ 1,678,330	\$ 2,232,178
12			Theater expansion, infrastructure upgrades.	\$ 6,761,269	\$ 8,992,488
12	Yes		Reconfigure locker rooms to be better organized and have more restrooms	\$ 2,877,136	\$ 3,826,591
12	Yes		Library Modernization	\$ 4,795,227	\$ 6,377,651
12			New Outdoor learning environment	\$ 287,714	\$ 382,660
12			New irrigation system	\$ 47,953	\$ 63,777
12			School colors with new exterior paint	\$ 539,463	\$ 717,486
			Hazmat treatment	\$ 7,185,647	\$ 9,556,910
			Toal	\$ 79,281,881	\$ 105,444,899

Excludes escalation. Estimated to be 4% compounded annually.

Facility Assessment:

Stagg High

Affected System	Total Cost
ADA Compliance	\$242,990
Electrical	\$10,867,456
Exterior Enclosure	\$7,697,945
Fire Protection	\$6,212,627
HVAC	\$5,004
Plumbing	\$6,803,086
Roofing	\$6,394,934
Site Improvements	\$1,846,560
Structure	\$250,195
Total	\$40,320,797

Building	Total Cost
Admin	\$1,749,566
Building A	\$1,905,588
Building B	\$1,699,087
Building C	\$1,814,797
Building D	\$1,659,610
Building E	\$1,607,699
Building F	\$1,876,225
Building G	\$2,005,182
Building H	\$1,752,464
Building J	\$1,323,167
Building K	\$2,731,366
Building M	\$988,169
Building R	\$4,830,716
Gymnasium	\$6,779,650
Maintenance Building	\$119,693
Portables	\$250,195
Site	\$5,006,237
Student Store	\$269,831
Theatre	\$1,951,554
Total	\$40,320,797

Cost by Category

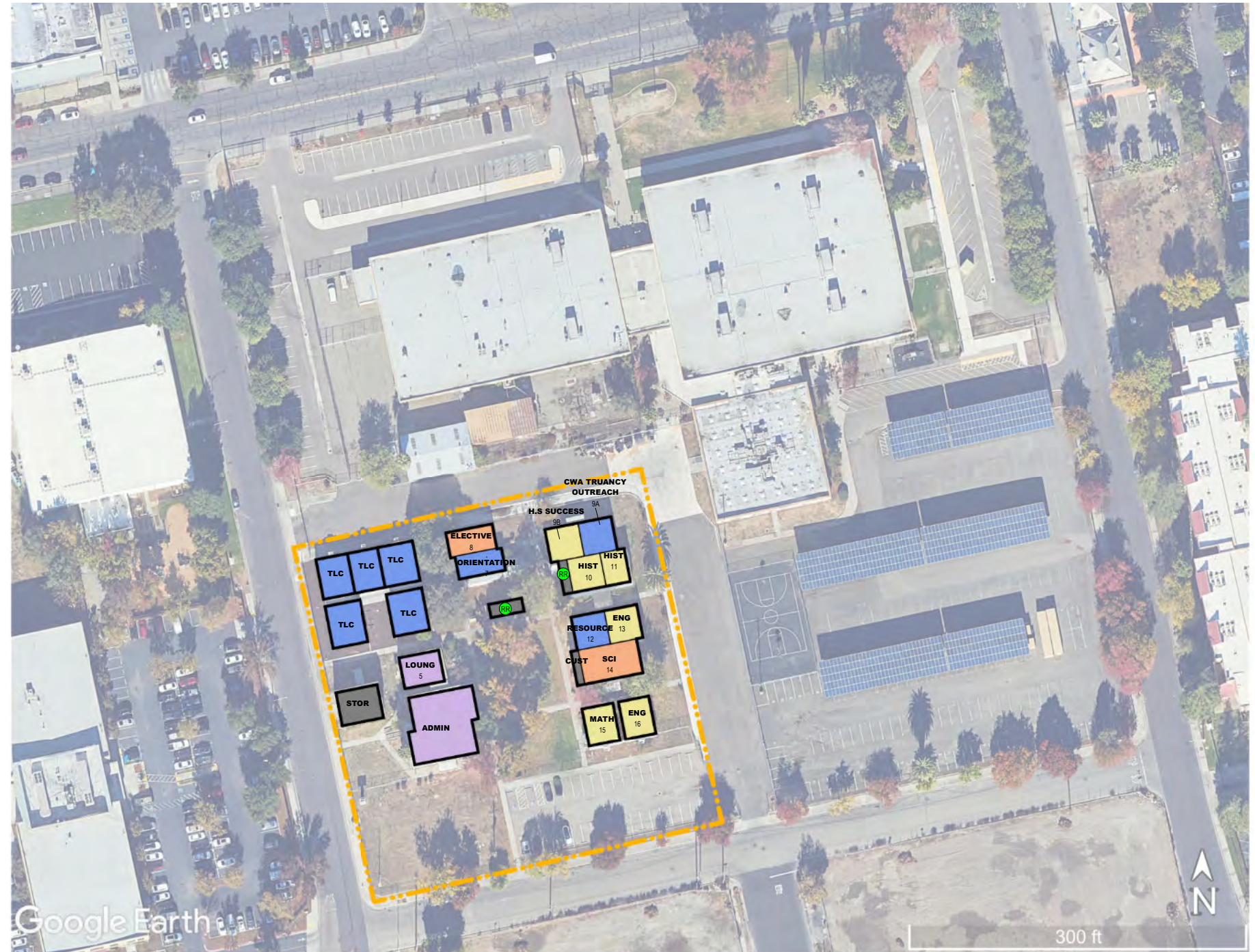


STOCKTON HIGH SCHOOL

Use	Number of rooms	Capacity
Gen Ed	6	138
Resource Room	6	
Specialized Classroom	2	23
Total	14	161

Legend

■ Gen Ed	 Permanent Room
■ CTE	 Portable Room
■ Specialized Classroom	● Restrooms
■ Special Ed	 Play Structures
■ ECE	X Y X: GRADE# Y: ROOM#
■ Gymnasium	
■ Teacher Spaces / Admin	
■ Resource Room	
■ Non-Scheduled Classroom	
■ Amenity Space	
■ Service	
 Vacant	



Source: GOOGLE MAPS 2024

Stockton High

Cost (2024)

Project Rank	Future Unfunded Project	Type	Project	Low	High
1		Security	Replace PA system	\$ 106,455	\$ 141,584
2		Health and Safety	Patch and slurry hardcourts	\$ 863,141	\$ 1,147,978
2		Health and Safety	Upgrade fire alarm system	\$ 119,881	\$ 159,442
4		Program Equity	Modernizations- Classroom Building Modernization	\$ 5,178,845	\$ 6,887,863
4		Program Equity	Modernize classroom furniture	\$ 517,885	\$ 688,787
4	Yes	Program Equity	New Classroom and Library Building to replace Portables	\$ 11,220,830	\$ 14,923,704
4	Yes	Program Equity	Demo portables to replace with new building	\$ 167,833	\$ 223,218
8	Yes		Admin Modernization	\$ 1,438,568	\$ 1,913,296
8			New Outdoor learning environment	\$ 287,714	\$ 382,660
8			New Irrigation system whole site	\$ 47,953	\$ 63,777
8			Paint exterior	\$ 425,817	\$ 566,336
			Total	\$ 20,374,922	\$ 27,098,645

Excludes escalation. Estimated to be 4% compounded annually.


Facility Assessment:

Stockton High

Affected System	Total Cost
Site Improvements	\$652,704
Total	\$652,704

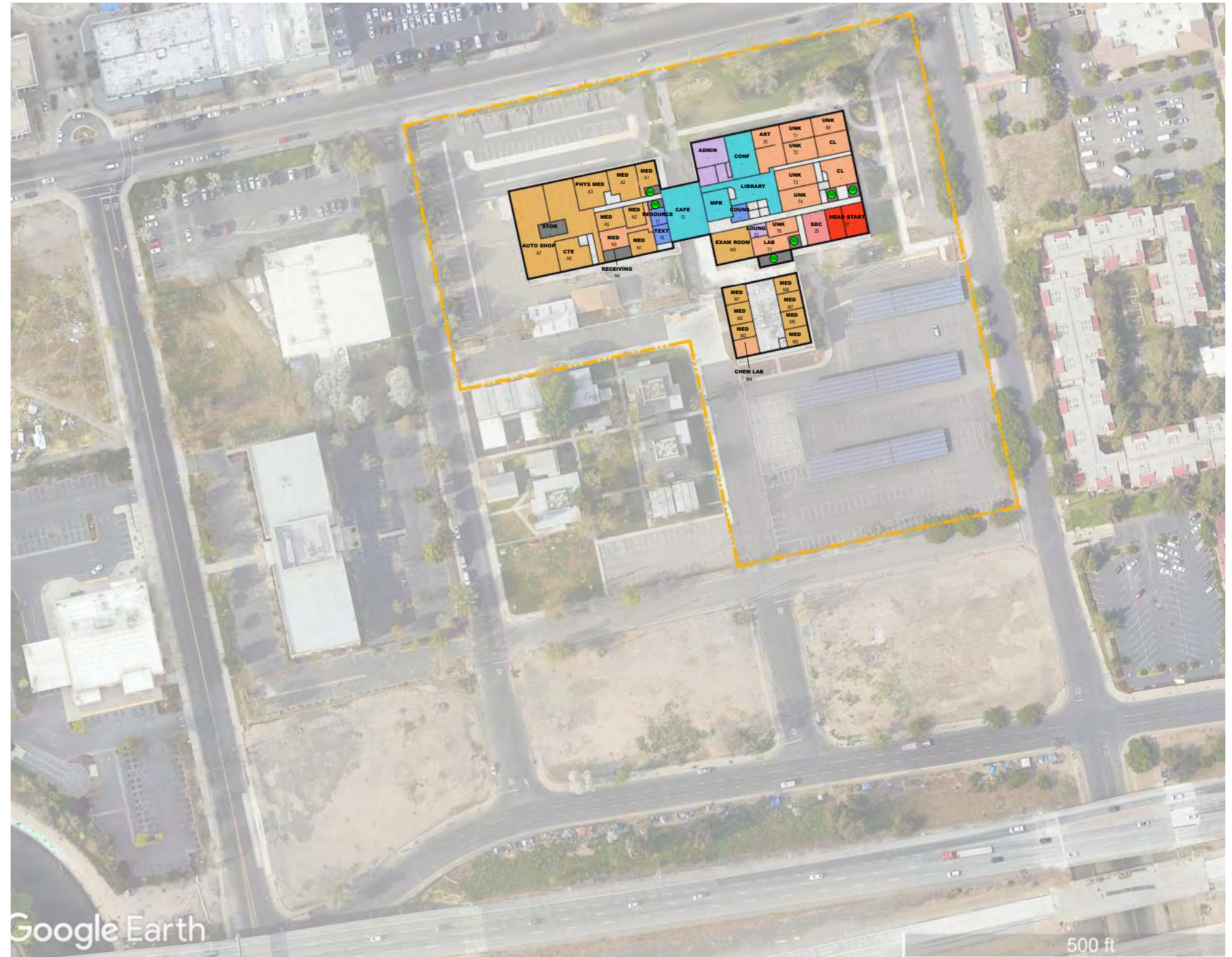
Building	Total Cost
Site	\$652,704
Total	\$652,704

Cost by Category



WEBER INSTITUTE OF APPLIED SCIENCE AND TECHNOLOGY

Use	Number of rooms	Capacity
CTE	16	368
ECE	1	20
Resource Room	3	
Special Education	1	11
Specialized Classroom	12	69
Total	33	468



Legend

- Gen Ed
- CTE
- Specialized Classroom
- Special Ed
- ECE
- Gymnasium
- Teacher Spaces / Admin
- Resource Room
- Non-Scheduled Classroom
- Amenity Space
- Service
- Vacant
- Permanent Room
- Portable Room
- Restrooms
- Play Structures
- X
Y X: GRADE#
Y: ROOM#

Source: GOOGLE MAPS 2024

Weber Institute

				Cost (2024)	
Project Rank	Future Unfunded Project	Type	Project	Low	High
1		Health and Safety, Security	Add more cameras in the building and in the parking lots	\$ 11,989	\$ 15,945
2		Health and Safety, Building Systems	Upgrade HVAC system	\$ 71,929	\$ 95,665
3		Security	Add buzzer system to front and back gates	\$ 35,965	\$ 47,833
4		Health and Safety	More defined preschool drop off on campus	\$ 575,428	\$ 765,319
4		Health and Safety	Resurface concrete pathways	\$ 167,833	\$ 223,218
4		Health and Safety	Replace TK Play structure	\$ 119,881	\$ 159,442
4		Health and Safety	New fencing around supply bins	\$ 61,140	\$ 81,316
8		Program Equity	Replace interior partitions at office area	\$ 35,965	\$ 47,833
8	Yes	Program Equity	New Covered fitness space	\$ 2,157,852	\$ 2,869,943
8	Yes	Program Equity	Modernize classroom furniture	\$ 143,857	\$ 191,330
11	Yes		Modernizations- Existing Building Modernization	\$ 14,385,679	\$ 19,132,953
11			New Outdoor learning environment	\$ 287,714	\$ 382,660
11	Yes		New Admin building with staff collaboration spaces, storage, resource	\$ 2,997,017	\$ 3,986,032
11	Yes		Expand cafeteria space into adjacent admin space	\$ 4,027,991	\$ 5,357,227
11			Sprinkler system upgrade	\$ 47,953	\$ 63,777
			Hazmat treatment	\$ 2,877,136	\$ 3,826,591
			Total	\$ 28,005,329	\$ 37,247,084

Excludes escalation. Estimated to be 4% compounded annually.

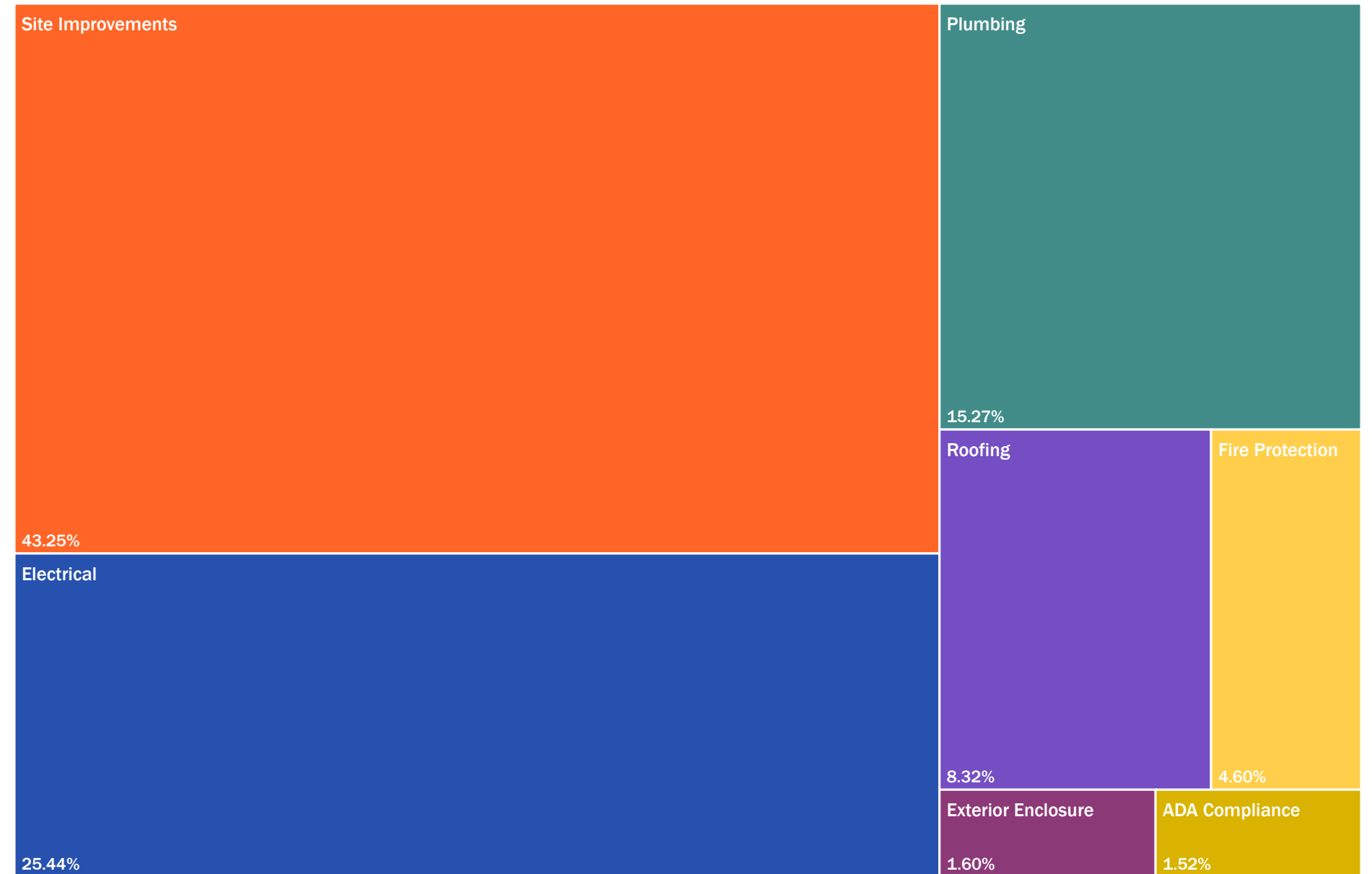
Facility Assessment:

Weber Tech

Affected System	Total Cost
ADA Compliance	\$232,181
Electrical	\$3,875,251
Exterior Enclosure	\$243,991
Fire Protection	\$700,179
Plumbing	\$2,326,321
Roofing	\$1,266,989
Site Improvements	\$6,589,315
Total	\$15,234,227

Building	Total Cost
Main Building	\$8,644,912
Site	\$6,589,315
Total	\$15,234,227

Cost by Category



Non School Sites

Project Rank	Future Unfunded Project	Site	Project	Cost (2024)	
				Low	High
-		Administration Center - 56 S. Lincoln St.	Alarm system upgrades	\$ 47,953	\$ 63,777
-		Administration Center - 56 S. Lincoln St.	New backup generator	\$ 455,547	\$ 605,877
-		Administration Center - 56 S. Lincoln St.	HVAC upgrades	\$ 71,929	\$ 95,665
-		Administration Center - 56 S. Lincoln St.	Electrical Upgrades	\$ 479,523	\$ 637,766
-		Administration Center - 56 S. Lincoln St.	Lighting Replacment	\$ 28,772	\$ 38,266
-		Channel Street Annex - 1144 Channel St	New elevator	\$ 359,642	\$ 478,324
-		Channel Street Annex - 1144 Channel St	Roof Replacment	\$ 323,678	\$ 430,492
-		Channel Street Annex - 1144 Channel St	HVAC replacement	\$ 71,929	\$ 95,665
-		Channel Street Annex - 1144 Channel St	More exterior lighting	\$ 28,772	\$ 38,266
-		Channel Street Annex - 1144 Channel St	Key card buzzer and new cameras	\$ 47,953	\$ 63,777
-		Channel Street Annex - 1144 Channel St	Fence off front door	\$ 5,395	\$ 7,175
-		Channel Street Annex - 1144 Channel St	New gate at parking lot and front door	\$ 47,953	\$ 63,777
-		Channel Street Annex - 1144 Channel St	Hazmat treatment	\$ 1,294,712	\$ 1,721,966
-	Yes	Corporation Yard - 2909 Sanguinetti Ln	New buildings to replace portables at corp yard	\$ 8,391,646	\$ 11,160,890
-	Yes	Corporation Yard - 2909 Sanguinetti Ln	Demo portables at corp yard	\$ 143,857	\$ 191,330
-		Corporation Yard - 2909 Sanguinetti Ln	Alarm system upgrades	\$ 47,953	\$ 63,777
-		Corporation Yard - 2909 Sanguinetti Ln	New backup generator for warehouse	\$ 911,093	\$ 1,211,754
-		Corporation Yard - 2909 Sanguinetti Ln	New Communications system	\$ 33,567	\$ 44,644
-		Corporation Yard - 2909 Sanguinetti Ln	New Roof at warehouse	\$ 2,013,996	\$ 2,678,614
-		Corporation Yard - 2909 Sanguinetti Ln	Hazmat treatment at warehouse	\$ 4,027,991	\$ 5,357,227
-		Corporation Yard - 2909 Sanguinetti Ln	Electrical upgrades at warehouse	\$ 479,523	\$ 637,766
-		Corporation Yard - 2909 Sanguinetti Ln	Resurface parking lot	\$ 2,733,279	\$ 3,635,262
-		Family Resource Center - 1661 Pacific Ave	Electrical Upgrades	\$ 479,523	\$ 637,766

-		Family Resource Center - 1661 Pacific Ave	Painted out 3 reserved parking spots	\$	3,885	-	\$	5,166
-		Family Resource Center - 1661 Pacific Ave	New security system	\$	11,989	-	\$	15,945
-	Yes	Family Resource Center - 1661 Pacific Ave	Convert adult class classrooms to community room and storage	\$	3,596,420	-	\$	4,783,239
-		Family Resource Center - 1661 Pacific Ave	New parking signage	\$	2,158	-	\$	2,870
-		Family Resource Center - 1661 Pacific Ave	Hazmat treatment	\$	647,356	-	\$	860,983
-		Police Services - 640 N San Joaquin St	Alarm system upgrades	\$	47,953	-	\$	63,777
-		Police Services - 640 N San Joaquin St	New backup generator	\$	455,547	-	\$	605,877
-		Police Services - 640 N San Joaquin St	HVAC upgrades	\$	71,929	-	\$	95,665
-		Police Services - 640 N San Joaquin St	Replace Flooring in Mens Locker Rooms	\$	14,386	-	\$	19,133
-		Police Services - 640 N San Joaquin St	Upgrade plumbing to have hot water	\$	239,762	-	\$	318,883
-		Police Services - 640 N San Joaquin St	Enlarge dispatch center	\$	1,198,807	-	\$	1,594,413
-	Yes	Police Services - 640 N San Joaquin St	Expand parking	\$	215,786	-	\$	286,995
-	Yes	Police Services - 640 N San Joaquin St	New building including Lobby, Interview room, Wellness room, Lunchroom, conference room, explore program room	\$	9,590,453	-	\$	12,755,302
-		Police Services - 640 N San Joaquin St	Enclose storage room	\$	14,386	-	\$	19,133
-	Yes	Purchasing at Corporation Yard - 2909 Sanguinetti Ln	New buildings to replace portables at purchasing	\$	8,391,646	-	\$	11,160,890
-	Yes	Purchasing at Corporation Yard - 2909 Sanguinetti Ln	Demo portables at purchasing	\$	143,857	-	\$	191,330
-	Yes	Reprographics - 701 N Madison St.	Convert of abandoned rooms into usable rooms to share with adult school	\$	18,881,204	-	\$	25,112,001
-		Reprographics - 701 N Madison St.	Replace roofing	\$	1,078,926	-	\$	1,434,972
-		Reprographics - 701 N Madison St.	Hazmat treatment	\$	3,236,778	-	\$	4,304,915
-		Reprographics - 701 N Madison St.	Open up 4 rooms into one larger reprographics space	\$	3,596,420	-	\$	4,783,239
-	Yes	Transportation Yard - 2909 Sanguinetti Ln	New Building to support staff	\$	2,397,614	-	\$	3,188,826
-		Transportation Yard - 2909 Sanguinetti Ln	6 New shop bays for mechanics	\$	2,397,614	-	\$	3,188,826
-		Transportation Yard - 2909 Sanguinetti Ln	New Bus Wash	\$	3,596,420	-	\$	4,783,239
-		Transportation Yard - 2909 Sanguinetti Ln	Expand parking	\$	143,857	-	\$	191,330
			Total	\$	82,501,339	\$	109,726,772	

Excludes escalation. Estimated to be 4% compounded annually.


Facility Assessment:

Channel Street Annex

Affected System	Total Cost
Electrical	\$458,086
Fire Protection	\$458,086
Plumbing	\$496,260
Total	\$1,412,431

Building	Total Cost
Main Building	\$1,412,431
Total	\$1,412,431

Cost by Category



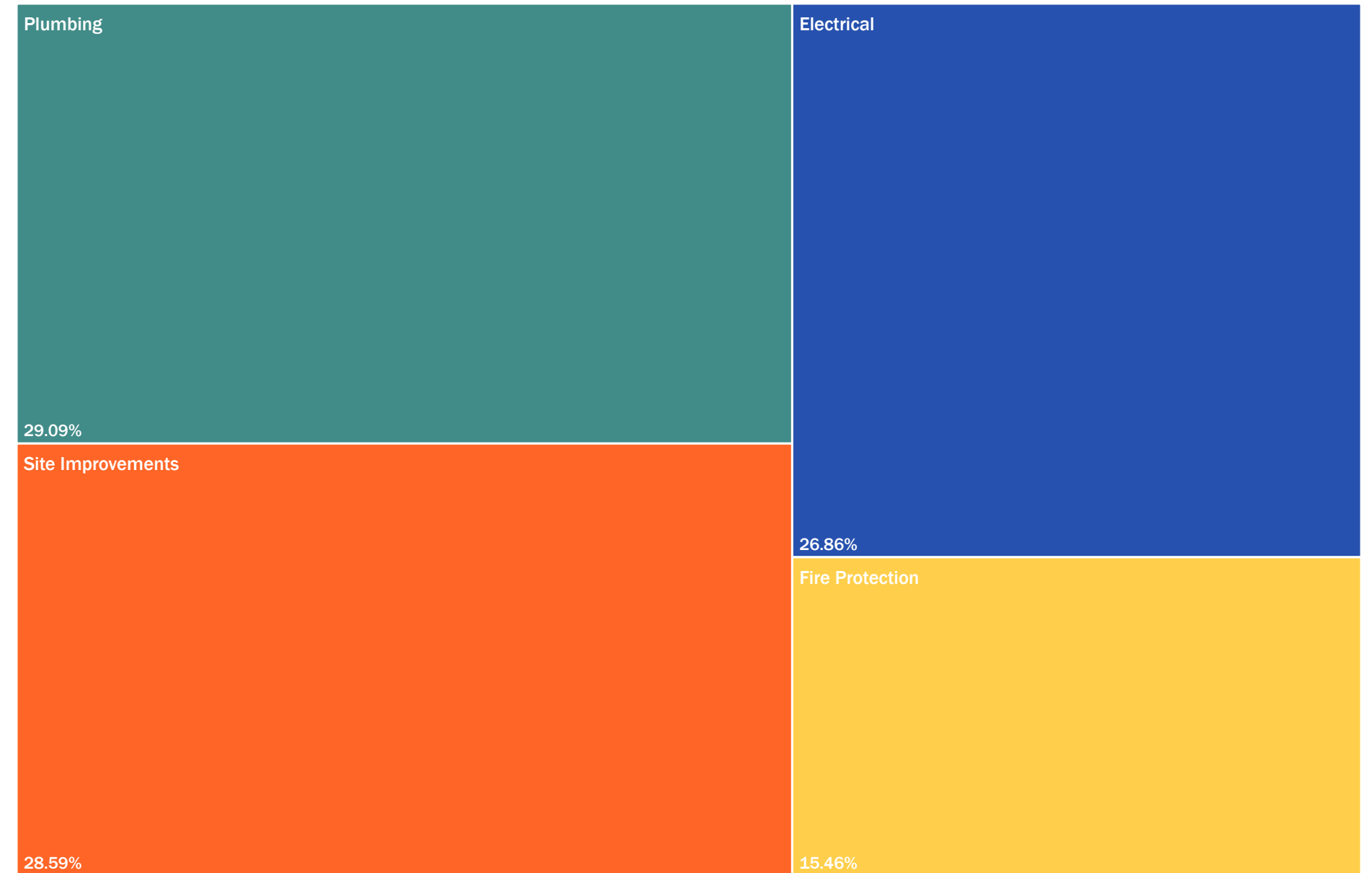
Facility Assessment:

Corporation Yard (including Transp. & Purchasin...

Affected System	Total Cost
Electrical	\$3,213,541
Fire Protection	\$1,849,852
Plumbing	\$3,481,336
Site Improvements	\$3,421,442
Total	\$11,966,172

Building	Total Cost
Admin	\$974,749
Bus Shelter	\$149,078
Bus Wash	\$126,195
Cabinet Shop	\$181,442
Food Service	\$372,437
Food Service Warehouse	\$2,683,696
Fuel Facility	\$98,127
Glass Shop	\$103,311
Grounds Storage	\$91,521
Haz Storage	\$48,138
HVAC Department	\$336,667
HVAC Storage	\$134,711
Machine Shop	\$1,082,725
Paint Dept	\$55,543
Paint Storage	\$65,801
Planning	\$612,754
Quonset	\$581,354
Site	\$3,421,442
Spray Booth	\$93,313
Storage	\$84,944
Storage 2	\$125,898
Tire Shop	\$300,749
Total	\$11,966,172

Cost by Category




Facility Assessment:

Police Services

Affected System	Total Cost
Site Improvements	\$2,003,615
Total	\$2,003,615

Building	Total Cost
Site	\$2,003,615
Total	\$2,003,615

Cost by Category



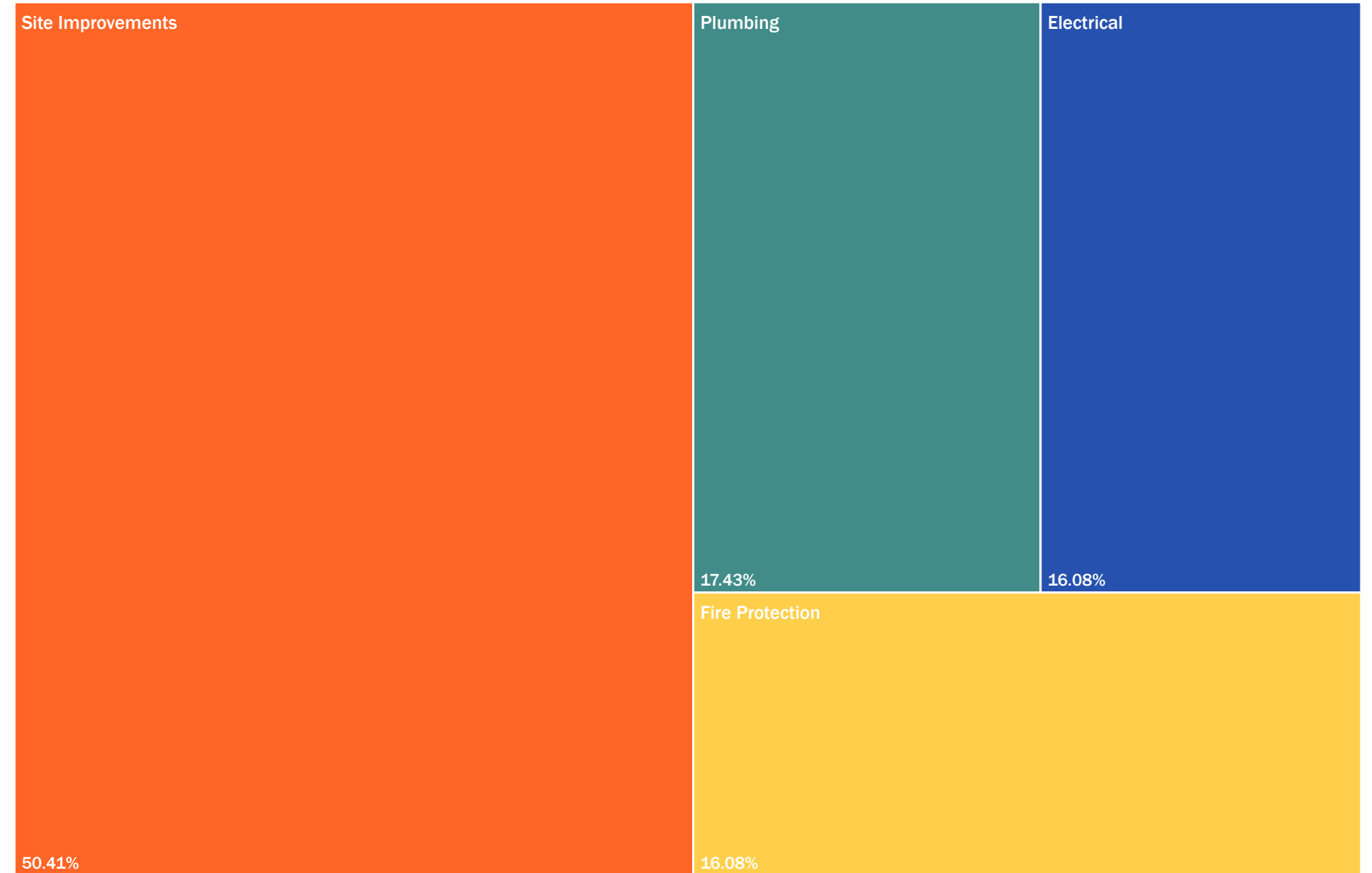
Facility Assessment:

Special Ed Office

Affected System	Total Cost
Electrical	\$412,234
Fire Protection	\$412,234
Plumbing	\$446,587
Site Improvements	\$1,291,849
Total	\$2,562,903

Building	Total Cost
Main Building	\$1,271,055
Site	\$1,291,849
Total	\$2,562,903

Cost by Category




Facility Assessment:

Flora Annex

Affected System	Total Cost
Electrical	\$156,122
Fire Protection	\$156,122
Plumbing	\$169,132
Total	\$481,376

Building	Total Cost
Flora Annex	\$481,376
Total	\$481,376

Cost by Category





Facilities Master Plan

Stockton Unified School District Educational Specifications

2024 DRAFT

Prepared by: **PERKINS —
EASTMAN**

For Stockton Unified
School District



TABLE OF CONTENTS

1.0 SUMMARY	5	5.4 PBL Lab - K-8	50
1.1 Purpose of this Document	6	5.4.1 Space Program and Qualities	50
1.2 High Quality School Design Matters	8	5.4.2 Adjacency Diagram	52
1.3 General Requirements	10	5.4.3 Precedent Images	53
		5.4.4 Example 3D Floor Plan	54
2.0 ROOM FINISH MATRIX	13	5.5 Science Lab MS/HS	56
2.1 Room Finish Matrix	14	5.5.1 Space Program and Qualities	56
2.2 Legend	15	5.5.2 Adjacency Diagram	58
		5.5.3 Precedent Images	59
		5.5.4 Example 3D Floor Plan	60
3.0 EDUCATIONAL FOCUS AREAS	17	5.6 Flex/ Music Lab K-8	62
3.1 Focus Areas Impacting Planning and Ed Specs	18	5.6.1 Space Program and Qualities	62
3.1.1 Non-Loaded Spaces	18	5.6.2 Adjacency Diagram	64
3.1.2 Ideal School Sizes	18	5.6.3 Precedent Images	65
3.1.3 Programs Supported by the FMP	19	5.6.4 Example 3D Floor Plan	66
3.2 Building Program Categories and Spaces	20		
3.3 How to use this Document	21	5.7 Visual and Performing Arts	72
		5.7.1 Space Program and Qualities	72
		5.7.2 Adjacency Diagram	74
		5.7.3 Precedent Images	75
4.0 ADMINISTRATION AND STAFF SUPPORT SPACES	23	5.8 Athletics - Gym/Multipurpose Room	76
4.1 Administration Main Office	24	5.8.1 Space Program and Qualities	76
4.1.1 Space Program and Qualities	24	5.8.2 Adjacency Diagram	78
4.1.2 Adjacency Diagram	26	5.8.3 Precedent Images	79
4.1.3 Precedent Images	27	5.8.4 Example 3D Floor Plan	80
4.2 Staff Support Services	28	5.9 Athletics - Lockers	82
4.2.1 Space Program and Qualities	28	5.9.1 Space Program and Qualities	82
4.2.2 Adjacency Diagram	30	5.9.2 Example 3D Floor Plan	84
4.2.3 Precedent Images	31	5.9.3 Precedent Images	85
5.0 ACADEMIC SPACES	33	5.10 Athletics - Fields and Field House	86
5.1 PS, TK, K Classrooms and RSP Room	34	5.10.1 Space Program and Qualities	86
5.1.1 Space Program and Qualities	34	5.10.2 Example 3D Floor Plan	88
5.1.2 Adjacency Diagram	36	5.10.3 Precedent Images	89
5.1.3 Precedent Images	37		
5.1.4 Example 3D Floor Plan	38		
5.2 General Classroom and Intervention	40		
5.2.1 Space Program and Qualities	40		
5.2.2 Example 3D Floor Plan	42		
5.2.3 Precedent Images	43		
5.2.4 Classroom Innovation	44		
5.3 Special Education Classrooms and OT/PT	46		
5.3.1 Space Program and Qualities	46		
5.3.2 Adjacency Diagram	48		
5.3.3 Precedent Images	49		

ABBREVIATIONS

AP	Assistant Principal
BOD	Basis of Design
CDE	California Department of Education
Curr. Spec.	Curriculum Specialist
EA	Each
Ed. Spec.	Educational Specifications
FFE	Furniture, Fixtures and Equipment
HS	High School
K	Kinder
OT	Occupational Therapy
PBL	Project Based Learning
PS	Preschool
PT	Physical Therapy
TK	Transitional Kindergarten
VP	Vice Principal

6.0 SUPPORT SPACES	91
6.1 Student Support Services	92
6.2 All Access Restrooms	96
6.3 Warming Kitchen - K-8	98
7.0 LIBRARY SPACES	103
7.1 Library	104
7.1.1 Space Program and Qualities	104
7.1.2 Adjacency Diagram	106
7.1.3 Precedent Images	107
7.1.4 Example 3D Floor Plan	108
7.2 Innovation Lab	110
7.2.1 Space Program and Qualities	110
7.2.2 Adjacency Diagram	112
7.2.3 Precedent Images	113
8.0 OUTDOORS SPACES	115
8.1 Outdoor Learning Spaces	116
8.2 Shade and Covered Dining	116
8.3 Play Yard Re-Design	117
8.4 Linear Courtyard Redesign	118
8.5 Outdoor Learning Environments	120
9.0 ENVIRONMENTAL GRAPHIC DESIGN	123
9.1 Design Elements	124
9.2 Precedent Images	124

1.0 SUMMARY

1.1 Purpose of this Document	12
1.2 High Quality School Design Matters	13
1.3 General Requirements	13

(This page is intentionally left blank.)

1.1 PURPOSE OF THIS DOCUMENT

EDUCATION SPECIFICATIONS

Educational Specifications describe spaces, relationships between spaces, and physical characteristics to support the operation of a school. It details what elements support teaching, learning, and the school community based on the vision and input described in the Facilities Master Plan

“A true educational specification is a dynamic, visionary document reflecting activities that engage students. The educational vision must reflect specific needs within the community so the educational program must grow out of dialogue with all user groups.”

Quote from the Council for Educational Facility Planners International, Creating Connections publication



CONSIDERATIONS

1. The square footages in this report are a guideline to ensure parity between school improvements. It is understood when renovating and or reconfiguring existing building spaces that achieving these exact square footages may not be possible.
2. Any significant deviations from this specification that may impact the budget, scope prioritization and Ed. Spec. criteria should be approved by the District during the programming phase of the project.
3. A 16% grossing factor should be multiplied by the net square footages provided in the following space program to obtain the gross square footage for one-story buildings. A higher grossing factor, up to 35%, will be needed for two-story buildings. This factor is used to account for internal circulation pathways, building utility rooms and wall thicknesses. The Ed. Spec. space program is in net square footage only and a grossing factor needs to be applied during a project's programming development.
4. The Architect shall provide detailed room data sheets and basis-of-design (BOD) narratives addressing the following elements for each space at the end of Schematic Design (SD) phase.
 - Building Systems – mechanical, plumbing, electrical, lighting, security and technology (educational and networked technology)
 - Building Envelop – windows, doors and hardware, roofing systems, insulation
 - Building Interiors – flooring, ceiling and wall finishes, presentation surfaces (extent of tackable and or whiteboard surfaces)
 - Special considerations – acoustics, sustainability, healthy materials criteria, furniture layouts and recommended selections for optimizing room function and flexibility

This BOD report shall be included with scaled floor plans showing adjacencies, net square footages and a comparison chart of the proposed and provided net square footages as indicated in this document. Prior to starting the project, refer to the District standards. Any deviations from these standards shall be approved by the District's applicable departments. Where standards are not defined, the Architect shall provide recommendations that are “best practices” for K12 schools; in consideration of the quality, durability, fit for function, maintenance requirements and overall life cycle cost impacts.

RESOURCES

California Department of Education

- Title 5 School Facilities Construction <https://www.cde.ca.gov/ls/fa/sf/title5regs.asp>
- Educational Specifications Resources <https://www.cde.ca.gov/ls/fa/bp/essentialsinschoolfacilities.asp>

Perkins Eastman White Papers

- Design for Safe and Healthy Children <https://www.perkinseastman.com/wp-content/uploads/2020/11/DesignForSafeHealthyChildrenNov2020.pdf>
- Investing in our Future <https://www.perkinseastman.com/white-papers/investing-in-our-future-how-school-modernization-impacts-indoor-environmental-quality-and-occupants/>

Coalition for Adequate School Construction (CASH)

- California School Facilities Research Institute (CSFRI) The Impact of School Facilities on Student Learning and Engagement <https://californiaschoolfacilitiesresearchinstitute.files.wordpress.com/2022/06/2022-01-13-impact-of-school-facilities.pdf>

This Study coalesces and summarizes the most significant research conducted that connects quality facilities to student engagement and learning and community success. This Study is organized by three categories: Indoor Environmental Quality, Spatial Environment and People and Community and examines their sub-categories as they impact learning performance.



1.2 HIGH QUALITY SCHOOL DESIGN MATTERS

LEARNER CENTERED DESIGN

For a school to be successful and truly support student achievement, it benefits to have a physical complex that supports the needs of its occupants. Acknowledging that the practice of teaching and learning are intrinsically linked with the physical environment is the foundational context when planning and designing schools.

Over the last 50 years, we have gained a better understanding of how the brain works and how learning happens. The design of a learner centered space recognizes that all learners have diverse and unique ways of learning. We all have strengths to best process new information. A school facility design should support those diverse experiences with a variety of learning settings.

There are a number of design strategies to consider when designing learner centered spaces. Each of these strategies should be integrated with the educational program vision to ensure that the optimal environments are aligned with their educational program goals. The following is a sample of some of the considerations when planning learner responsive environments:

DIVERSITY

The design of learning environments should consider degrees of flexibility and diversity. This may mean more diverse types of spaces such as small work areas off classrooms or groupings of educational programs into "clusters" to allow interdisciplinary teaching and or improved collaboration.

The design may build in different degrees of amenities such as technology infrastructure; acoustic performance; visibility to the outdoors or access to focus rooms; movable walls between spaces, and more, depending on what functions are needed to accommodate different learning settings and flexibility into the future.

AGILITY

Learning happens everywhere, with increased access to information, the way students' obtain information today is very different the way they were given information in the past. Providing technology rich spaces, that allow for a variety of the learning activities, and furniture that transforms the room into different modes of instruction, can support next gen learner needs.

OWNERSHIP

A student's sense of ownership can be provided through access to outdoor teaching spaces and a dedicated place in the classroom to call their own. Cubbies, display areas for their work, or small break-out spaces for team project areas, incorporate this sense of ownership while encouraging collaboration. Learner responses environments address many sensory receptors. Current learning style models indicate that styles vary with age, achievement level, gender, culture, and information processing preferences.; these factors even strengthen the need for greater diversity and flexibility in school designs.

"By all accounts the education community is in the midst of a profound shift, straddling between the constraints of it legacy while pushing for much needed change."

Mind Shift Blog, Envision the School Day of the Future by Tina Barseghian 2010

WELLBEING

The health and welfare of students is an issue which should be at the forefront of any educational space. Providing diffused natural light, good indoor air quality and thermal comfort within well ordered yet stimulating spaces are "best practice" design concepts. Schools are inherently community centers by including wellness centers and embracing after- school expanded learning opportunities. The physical wellbeing of the student is an important component to any successful learning experience and a focus on high performance design strategies can support occupant wellbeing.

RESOURCES

- Collaborative for High Performance Schools (CHPS)<https://chps.net/>
- Leadership for Environmental Design (LEED) For Existing Buildings
LEED certification for existing buildings and spaces | U.S. Green Building Council (usgbc.org) For Schools K-12 education | U.S. Green Building Council (usgbc.org)
- Association for Learning Environments (A4LE) Healthy Schools
Healthy Schools | Association for Learning Environments (a4le.org)



1.3 GENERAL REQUIREMENTS

FINISHES

FLOORING

Classroom and hallway flooring should be resilient floor finish that requires no waxing for regular maintenance. Consider carpet modular tiles in offices and library, to be approved by M&O. Sealed concrete, self leaving epoxy flooring may be used in storage rooms and labs. Refer to Section 2 for finish materials by space.

WALLS

All walls to be gypsum wall board and painted. Refer to acoustics criteria for wall assembly to maintain acoustic performance. Walls in hallways and other high traffic areas shall be high impact gypsum wall board with metal corner guards. Interior hallways, classrooms and office should contain some tackable surfaces. Marker boards in learning spaces should be able for students to access writable surfaces to work in collaborative settings. Other writable surfaces can be cabinet faces and table tops, if the appropriate writable surface is specified. Offices and small group areas may benefit from having access to whiteboard surfaces, verify with users and function of space. 4' w x 8' high magnetic tackable/writable boards may be placed vertically to allow the surfaces to be at height for student use. Refer to Section 2 for finish materials by space.

CEILINGS

Ceilings in all spaces shall not be lower than 9'-0" high. The design may dictate open, suspended, and or hard surface ceiling finishes. Acoustical properties and flexibility should be a priority consideration when making the ceiling design choice for all spaces. If ceilings are open and equipment, ductwork, building structure or other items are left exposed, design the exposed items in an orderly fashion and paint them out a neutral color for uniformity.

Hard ceilings should be limited to where required by code and few other exceptions due to the lack of flexibility.

INDOOR ENVIRONMENTAL QUALITY

Indoor environmental quality has been demonstrated to significantly enhance cognition and improve learning outcomes. School designs should focus on thermal comfort, healthy air, acoustics, daylighting, and healthy materials.

ACOUSTICS

Refer to LEED for Schools and or CHPS for recommended acoustical performance for minimum design criteria. As an initial criteria provide the following acoustic properties for classrooms:

- Sound transmission for partition between an adjacent classroom to be STC 50 and between restroom areas to be STC 53
- ACT to have a minimum NRC of 0.07
- Resilient flooring to have acoustic backing properties
- Full height walls should isolate and prevent disturbances from adjacent spaces
- Noise reduction characteristics of any air transfer ducts should be as good as those of the walls and doors they are penetrating
- The optimum reverberation time for speech in a classroom with a volume less than 10,000 cubic feet is 0.6 seconds
- Classrooms should have a background noise no greater than NC-30 or 35 dBA.
- Specify interior and exterior window glazing and door assemblies to maintain acoustical performance.

For assembly spaces such as Gym, Theaters, Music Classrooms and Multipurpose rooms, Architect to provide an acoustical report to ensure functional acoustical performance of this specialized use space. For these spaces, consideration of material durability, clean-ability and reachability should be factored into the material selections and design.

DAYLIGHT

Natural light is required in every classroom and preferred in every office and conference room. Restrooms, locker rooms, and gyms all benefit from natural light where practical, and which may be achieved with clearstory windows and or skylights. Specialty spaces require natural light, but an increased ability to control and dim the lighting may be required for improved function and to meet the current energy code.

VIEWS OF NATURE

Views to the landscaped exterior are calming and can provide passive supervision and should be implemented especially in the interior of the campus.

AIR QUALITY

There have been national studies on the affect of good indoor air quality on the cognitive learning of students and student attendance. The design of the ventilation rates should produce an average CO2 level at the 550 ppm target (recommended for increased cognitive function by the Harvard T.H. Chan School of Public Health).

THERMAL COMFORT

In a study conducted by the Harvard T.H. Chan School of Public Health, they found that test scores increased by 4% when the temperature in the space did not exceed the upper acceptable thermal limit.

MATERIALS

There are dozens of chemicals present in everyday building materials that can impact children at their earliest stages and cause adverse health impacts. Prioritize products that provide product-specific material health disclosures such as Health Product Declarations, Declare Labels, or Cradle to Cradle Certifications, which help to identify chemicals of concern within building products. Do not specify materials that contain "Red List" chemicals.

RESOURCES

- Mindful Materials
[mindful MATERIALS School Facilities Improve Learning Bibliography - Research \(CA Dept of Education\)](https://www.mindfulmaterials.org/)
- Red List
<https://living-future.org/red-list/>
The LBC Red List contains the "worst in class" materials, chemicals and elements known to pose serious risks to human health and the greater ecosystem that are prevalent in the building products industry.
- DECLARE Database
<https://declare.living-future.org/>

"Daylight affects student's concentration and general wellbeing. Students in classrooms with windows perform 20% faster on math tests and 26% faster on reading tests than students in windowless classroom"

L. Heschong and D. Mahone, "Daylighting in Schools: An Investigation into the Relationship Between Daylighting and Human Performance,"
PG&E, 1999.

2.0 ROOM FINISH MATRIX

2.1 Room Finish Matrix	14
2.2 Legend	15

(This page is intentionally left blank.)

2.1 FINISH MATRIX

ROOM TYPE DESCRIPTION	FLOOR	WALLS	CEILING	NOTES
4.0 ADMINISTRATION AND STAFF SUPPORT SPACES				
Administration Main Office				
Lobby	CPT / RF	GYP / PT	ACT	PROVIDE TK BD
Reception/Work Station	CPT / RF	GYP / PT	GYP / ACT	
Principal Office	CPT	GYP / PT	ACT	PROVIDE TK BD, WT BD
AP/VP Office	CPT	GYP / PT	ACT	PROVIDE TK BD, WT BD
Conference Room	CPT	GYP / PT	ACT	PROVIDE WT BD
Multi-Use Office	CPT	GYP / PT	ACT	
Staff Support Services				
Book Room	RF	GYP / PT	ACT	
Records/Storage	RF	GYP / PT	ACT	
Staff Lounge	RF	GYP / PT	ACT	
Health Suite	RF	GYP / PT	ACT	
Curriculum Specialist / Professional Development	RF	GYP / PT	ACT	
Restrooms	CT	CT / PT	GYP	LARGE FORMAT TILES
5.0 ACADEMIC SPACES				
PS, TK, K	RF	GYP / PT	ACT	PROVIDE TK BD, WT BD, AREA RUGS
General Classroom	RF	GYP / PT	ACT	PROVIDE TK BD, WT BD
Special Education Classroom and OT/PT	RF	GYP / PT	ACT	PROVIDE TK BD, WT BD
Intervention/Resource Classroom	RF	GYP / PT	ACT	PROVIDE TK BD, WT BD
Special Education/Science Lab	RF	GYP / PT	ACT	PROVIDE TK BD, WT BD
Flex/Music Lab ES/K8	RF	GYP / PT	ACT	PROVIDE TK BD, WT BD
Visual and Performing Arts	CPT / RF	GYP / PT	ACT	
Athletics				
Gym	WDF / RF	GYP HI / PT	OPEN CEILING	PROVIDE WALL PADS
Lockers	ERF / TL	GYP HI / PT	GYP	
Restrooms	CT	CT / PT	GYP	
Teacher Prep Rooms and Storage	CT / RF	GYP / PT	GYP / ACT	
6.0 SERVICE				
Parent Center	CPT / RF	GYP / PT	ACT	
Learning Center	CPT / RF	GYP / PT	ACT	
Care Center	CPT	GYP / PT	ACT	
Student All-Access Restrooms	CT	CT / PT	GYP	

ROOM TYPE DESCRIPTION	FLOOR	WALLS	CEILING	NOTES
7.0 LIBRARY				
Reading Room	CPT	PT	ACT	
Stacks	CPT	PT	ACT	OPTIONAL: OPEN CEILING
Story Alcove	CPT	PT	-	
Circulation Desk	CPT	PT	-	
Prep Room/Storage	RF	PT	ACT	
STEAM Lab	RF	PT	ACT	OPTIONAL: OPEN CEILING

2.2 FINISH LEGEND

ABBR.	DESCRIPTION
ACT	ACOUSTICAL CEILING TILE
BD	BOARD
CPT	CARPET TILES
CSD	CONCRETE SEALED
CT	CERAMIC TILE
ERF	POURED EPOXY FLOORING OR SEAL CONCRETE
GYP	GYPSUM BOARD
GYP HI	GYPSUM BOARD HIGH IMPACT
PT	PAINT(ED)
RF	RESILIENT FLOORING
TK BD	TACKBOARD
TL	TILE
WDF	WOOD FLOORING
WT BD	MAGNETIC WHITEBOARD

3.0 EDUCATIONAL FOCUS AREAS

(This page is intentionally left blank.)

- 3.1 Focus Areas Impacting Planning and Ed Specs** 18
 - 3.1.1 Non-Loaded Spaces 18
 - 3.1.2 Ideal School Sizes 18
 - 3.1.3 Programs Supported by the FMP 19
- 3.2 Building Program Categories and Spaces** 20
- 3.3 How to use this Document** 21

3.1 FOCUS AREAS IMPACTING PLANNING AND ED SPECS

3.1.1 NON - LOADED SPACES

K8 SCHOOL ROOM ALLOCATION

When K8 schools are to be modernized, the following are the proposed number of non-loaded spaces to be included in the overall planning of the school prior to modernization:

	Equivalent Size Reference (1 Classroom) = 960 SF
1. Parent Center	(1/2 a Classroom)
2. Flex/Music Lab	(1.5 Classrooms)
3. STEAM Lab	(1.5 Classrooms)
4. Curriculum Specialist/ Prof. Dev.	(1 Classrooms)
5. Intervention/Resource	(1 Classrooms)
6. Learning & Care Center	(2.5 Classrooms)
7. Fitness Lab	(1 - 1.5 Classroom)
8. Staff Lounge/ Work Room	(2 Classroom)
9. Additional Lab (VAPA)	(2 Classrooms)
10. Additional Lab (TECH)	(1.5 Classrooms)

Notes:

Special Education Programs and quantity of classrooms vary at each site.
* Includes (3) Labs for 7-8 Grade Electives, see above for other “non-loaded” spaces.

3.1.2 IDEAL SCHOOL SIZES

Childcare facilities vary at each site and the quantity of spaces used on campus.

For the quantity of loaded general education classrooms per school size, refer to the chart below. The intention is to allow for some fluctuation of enrollment while maintaining an adequately sized cohort to allow for teacher collaboration. For school sites that have an excess of (3) Special Education classrooms, additional support spaces will be needed for Occupational Therapy, Physical Therapy, dedicated hygiene room, additional parking and offices for staff supporting this student population.

3.1.3 PROGRAMS SUPPORTED FMP

CHILDCARE FACILITIES

SUSD offers its families several before and after school care options. As a result, dedicated facilities are located at each campus. The FMP includes modernization costs for these spaces for general maintenance and upkeep.



TRANSITIONAL KINDERGARTEN

In 2021, Governor Gavin Newsom signed Assembly Bill (AB) 130, which will gradually expand Transitional Kindergarten (TK) over a four-year period, between the 2022-23 to 2025-26 school years, until all 4-year-olds can attend a high-quality, developmentally appropriate TK program and enter Kindergarten prepared to learn. SUSD offers this program at 26 of their schools.



PERFORMING ARTS

Stockton USD's Visual and Performing Arts programs are dynamic and inclusive, nurturing connections between elementary and high school students and highlighting avenues for musical exploration beyond the eighth grade. The annual Zone concerts serve as vibrant gatherings, uniting students from grades 6-12 and involving ten elementary schools. Mariachi, a beloved program district-wide, recently showcased its talents through the district's affiliation with the national Turnaround Arts program. Under the mentorship of Smokey Robinson, this partnership underscores SUSD's dedication to enhancing students' accomplishments through the power of music.



3.2 BUILDING PROGRAM CATEGORIES AND SPACES

A

Administration

Page 23 - 31

- A01 - Lobby
- A02 - Reception/Work Station
- A03 - Principal, AP/VP Offices
- A04 - Conference Room
- A05 - Multi-Use Office
- A06 - Copy Room
- A07 - Health Suite
- A08 - Single Use Restroom
- A09 - Book Room
- A10 - Records/Storage
- A11 - Staff Workroom
- A12 - Staff Lounge
- A13 - Staff Restrooms
- A14 - Curriculum Specialist / Professional Development

C

Academic

Page 33 - 89

- C01 - PS, TK, K Classrooms
- C02 - Teacher Prep Rooms/Storage
- C03 - Restroom
- C05 - Storage
- C06 - General Classrooms Intervention /Resource Room
- C07 - Small Group Rooms
- C08 - Intervention/Resource Classroom
- C09 - Special Education
- C10 - Restroom and Changing Room
- C11 - OT/PT, Storage, Restroom
- C12 - Science or Flex Lab
- C13 - Prep Room
- M01 - Storage
- M02 - Music/Flex Lab
- M03 - Instrument Storage
- M04 - Visual and Performing Arts
- M05 - Athletics

S

Support

Page 91 - 98

- S01 - Parent Center
- S02 - Learning Center
 - Offices
 - Conference Room
 - Team Planning/Waiting
- S03 - Care Center
- S04 - Student All-access Restrooms
- S05 - Warming Kitchen

L

Library

Page 103 - 113

- L01 - Stack Area and Work Space
- L02 - Story Alcove
- L03 - Circulation Desk, Prep Room/Storage
- L04 - Small Group Room
- L05 - Innovation Lab
- L06 - Broadcast Room
- L07 - Breakout Room Tech Office
- L08 - Storage

X

Outdoors

Page 115 - 120

- O01 - Outdoor Learning Spaces
- O02 - Shade and Covered Dining
- O03 - Play Yard Re-Design

G

Graphics

Page 123 - 124

- G01 - Design Elements

3.3 HOW TO USE THIS DOCUMENT

The intention of an Educational Specification is to provide a linkage between facility spaces and the activities to be supported in each space. This document provides space diagrams illustrating the preferred adjacencies, a narrative describing architectural elements, a range of square footages and other planning and design considerations. The range of square footages acknowledges that existing conditions may restrict the architect in creating a reconfigured plan that meets the ideal square footage. This criteria will be referenced by the architect when a proposed project is identified in the FMP. This criteria is an initial guideline and we recommend that the applicable department stakeholders, users and M&O staff be engaged in the proposed planning recommendations and take part in the review the Basis of Design documents.

As the plans evolve there may be improvements and adjustments to the Ed. Specs. and other District standards. The Ed. Specs. are a guideline for a standard. They paint an aspirational goal for how the campus and facility can better support teaching and learning. However, it fully acknowledges that every space and grounds will not be able to be transformed to meet this standard for various constraints and or applicability of the standard to each school. Ed. Specs. instead are an aspiration to help shift the design of physical learning environments toward innovation. By using the Ed.

Specs. at the beginning of project, during programming and scope verification phase, each school planning committee will envision these goals as an extension of a District-wide goal to provide parity and quality facilities at all schools in SUSD.



4.0 ADMINISTRATION AND STAFF SUPPORT SPACES

4.1 Administration Main Office	24
4.1.1 Space Program and Qualities	24
4.1.2 Adjacency Diagram	26
4.1.3 Precedent Images	27
4.2 Staff Support Services	28
4.2.1 Space Program and Qualities	28
4.2.2 Adjacency Diagram	30
4.2.3 Precedent Images	31

(This page is intentionally left blank.)

4.1 ADMINISTRATION MAIN OFFICE

4.1.1 SPACE PROGRAM AND QUALITIES

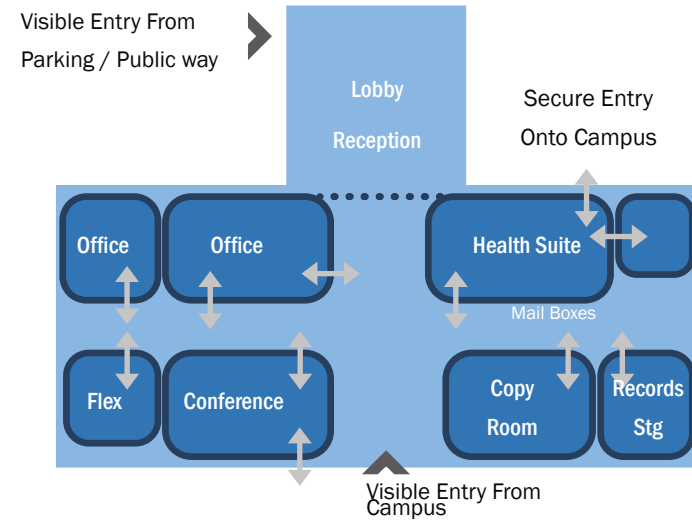
NAME OF SPACE	TOTAL NSF	ADJACENCIES/ACCESS	ARCHITECTURAL ELEMENTS	NOTES
ADMINISTRATION MAIN OFFICE		<i>Front of Campus and Easily Accessible from Parking</i>		
A01 Lobby	400	Visibility to the street/parking lot/drop off, control point for access to the main campus, near public restrooms.	Windows to street/entry, tackable display surface, display case with lockable doors, drinking fountain with bottle filling station, monitor showing campus camera views, display for flyers.	Reception Area - open office space for (2) workstations Lobby - Comfort seating for 6, Double door entry or wider door >36".
A02 Reception/Workstation	300-350 Large (HS) 500	Open to Administration Lobby Control point for entrance into Campus Near Staff mail boxes (if not in Staff Workroom) Visibility into Nurse Suite.	Windows facing campus entrance at student height, accessible reception desk approximately 20 linear feet long with drawer/cabinets/shelves, a gate for controlled entry into campus. Built-in mail staff boxes with open cubbies below for large boxes. The ceiling in this space may have accent acoustical finishes, higher ceiling height and accent lighting to make for a more welcoming setting.	Mail boxes to be near this space so that the staff can access without leaving the reception area but mail boxes should not be in a location that can be accessed by public visitors. The mailboxes may be preferred in the Staff Workroom. Hallways to be a minimum of 5 feet wide. At high school (HS): (2) clerical front desk, (4-6) open office workstations.
A03 Principal/AP/VP Office	Principal 180-200 AP/VP 120-150	Close to reception and a second exit to exterior, if possible.	Tackable panel (3' x 4') and (3' x 4') magnetic whiteboard surface.	Individual office work, small meetings, accommodate credenza, conference table seating for 4 people at Principal's office only, wall mounted flat panel monitor, optional.
A04 Conference Room	200-250 Large (HS) 450	Adjacent to reception area and Principal's Office.	8' x 5' whiteboard, wall mounted flat panel monitor.	Small meetings with staff, public and/or students, Conference table to fit 8 - 10 people, Large: 14 people.
A05 Flex Office	100-120	Adjacent to reception area and Principal's Office.		Multi-use individual office work, small meetings or one as hoteling workstation.
A06 Copy Room	150-200	Adjacent to reception area and Principal's Office.	Standing height counter with lower and upper cabinets, provide a portion of deep counters for office equipment, access to power.	Space for large copier-printer, may require to be Networked for all staff use.
A07 Health Suite	260-300 Large (HS) 600	Direct view from reception desk.	Continuous cleanable wall surface e.g. vinyl wall covering, sink (hot and cold water) with base cabinet (5 LF) with solid surface countertop, upper cabinet, 3 feet LF tall cabinet with adjustable shelves, all cabinets lockable, workstation for nurse.	Refrigerator and freezer for icepacks and ice maker, (2) stools with privacy curtains, (2) chairs for weigh scale/height, location for wheelchair, wider door >36".
A08 Single Use Restroom	60	Direct access from Nurse Suite or near main lobby if used by public.	Sink to have with hot and cold water, mirror, coat hook, convenience shelf, consider use of large format wall and floor tile to reduce grout lines, provide a floor sink.	Must be accessible, use this standard for staff/ Public use restroom.

Note: where (HS) is noted, this in criteria specific to high schools

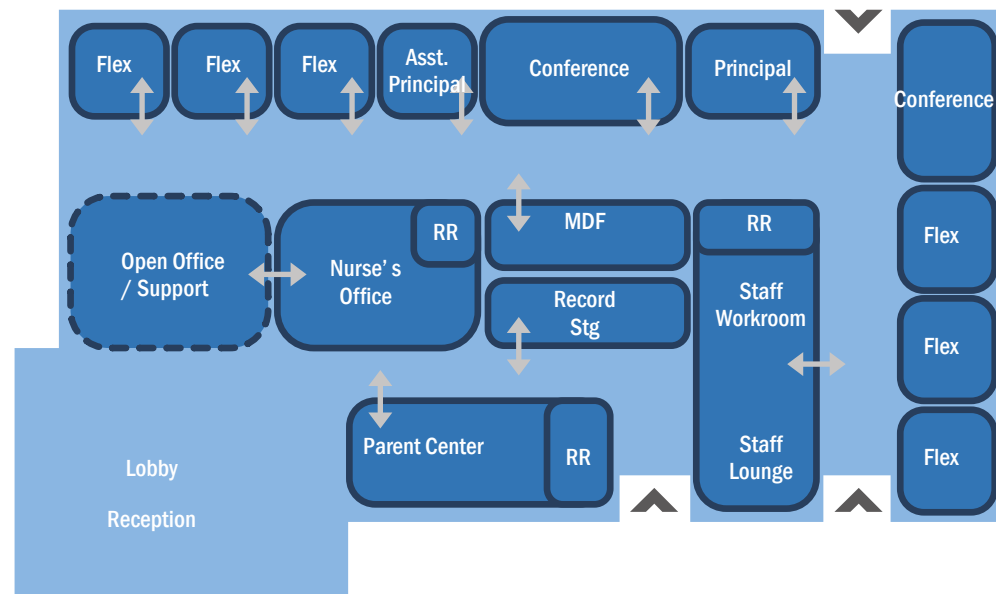
4.1 ADMINISTRATION MAIN OFFICE

4.1.2 ADJACENCY DIAGRAM

These diagrams represents one option to show adjacencies for Administrations at the various school sites. When renovating spaces, the Architect will be restricted in moving existing structural bearing/shear walls and may not be able to achieve an ideal layout. Priority should be given to making the spaces within the range of square footages noted on the previous page, and for security and operational workflow and in consideration of the project's budget constraints.




K8 and Small High Schools



High School

Note: These diagrams is primarily for typical school main office programs, office spaces may vary depending upon the site-specific needs. Consider the offices identified in the Learning and Care Center as an extension of the administration services.

4.1.3 PRECEDENT IMAGES



4.2 STAFF SUPPORT SERVICES

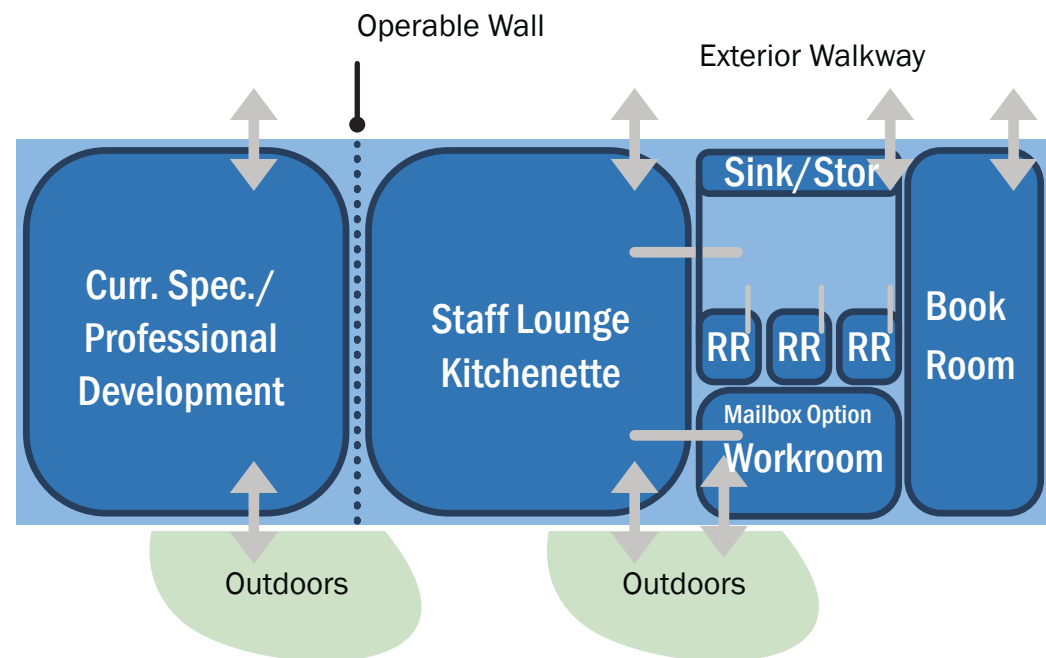
4.2.1 SPACE PROGRAM AND QUALITIES

NAME OF SPACE	TOTAL NSF	ADJACENCIES/ACCESS	ARCHITECTURAL ELEMENTS	NOTES
STAFF SUPPORT SERVICES				
A09 Book Room	450 (HS) (2) - 450	Direct to hallway or centrally located on campus, option next to Staff Workroom.	82" high adjustable metal bookshelves 12" - 24" deep to hold 5,000 volumes.	Bulk storage of textbooks.
A10 Records and Storage	80 - 100 x (2) Large (HS) 250	Direct to Reception or centrally located on campus A total of (2) per campus.	(1) wall 72" high by 12" deep minimum, adjustable metal storage shelves or plastic laminate shelving with 1" thick shelves.	Lockable bulk storage of official school records and office supplies. Accommodate space for small floor safe, if required.
A11 Staff Workroom	300	Direct to reception or centrally located on campus, direct access from staff lounge and hallway Location of staff mailboxes, if not off main office.	(1) 4' x 5' magnetic whiteboard, (1) 4' x 5' tackable surface.	Bulk copying, collating, receiving, mail distribution. 4 computers with wireless connections, 1 printer, 2 3'x6' tables, laminator, paper cutter, spiral book binder. 4 copy machines.
A12 Staff Lounge Kitchenette	800-900	Direct to reception or centrally located on campus, direct access to Staff Prep Room and exterior enclosed patio.	Standing height counter with lower and upper cabinets, double sink with garbage disposal, hot and cold water, (2) Refrigerator with ice makers (full size residential), Stove with oven and exhaust hood, Microwave, Coffee maker, Vending machine (option), (1) 4' x 5' magnetic whiteboard, (1) 4' x 5' tackable surface, resilient flooring at Kitchenette and carpet tiles elsewhere, wall mounted flat panel monitor.	Accommodates 15-20 staff for dining at tables, with the ability to expand into adjacent room for larger events, interior design to be warm and inviting, accent lighting and accent paint, views to nature and natural daylight, a zone for comfortable seating/ couch, coffee table, access to outdoor space with shade and seating.
A13 Staff Restrooms (All inclusive Option)	Varies	Dedicated to faculty/staff use, consider providing single use restrooms with shared sink areas. Refer to CDE resources on All-access Restroom design considerations https://www.cde.ca.gov/ls/fa/sf/allaccessrestroom.asp#:~:text=(a)%20All%20single%20User,more%20than%20one%20occupant%20at		
A14 Curriculum Specialist Professional Development Room	800-960	Centrally located on campus, direct access to Staff Lounge via an operable wall to expand events.	On two adjacent walls provide (2) sliding magnetic whiteboards vertical mounted, next to (1) large wall mounted flat panel monitor, room to have ceiling speakers connected to the monitors, operable acoustic wall to connect with Lounge, wall to have magnetic whiteboard surface, carpet tile flooring.	Higher ceilings with indirect/direct lighting fixtures, space to be technology rich for teacher training, furniture to be flexible, mobile chairs, stackable/mobile tables for 4 people, compact desk/lecture for TOSA, mobile storage for materials, access to outdoor space with shade and seating.


4.2 STAFF SUPPORT SERVICES

4.2.2 ADJACENCY DIAGRAM

The diagram represents one option to show adjacencies for Curriculum Specialist/Staff areas. When renovating spaces, the Architect will be restricted in moving existing structural bearing/shear walls and may not be able to achieve an ideal layout. Priority should be given to making the spaces within the range of square footages noted above and optimal functionality and in consideration of the project's budget constraints.



4.2.3 PRECEDENT IMAGES



5.0 ACADEMIC SPACES

(This page is intentionally left blank.)

5.1 PS, TK, K Classrooms and RSP Room	34	5.8 Athletics - Gym/Multipurpose Room	76
5.1.1 Space Program and Qualities	34	5.8.1 Space Program and Qualities	76
5.1.2 Adjacency Diagram	36	5.8.2 Adjacency Diagram	78
5.1.3 Precedent Images	37	5.8.3 Precedent Images	79
5.1.4 Example 3D Floor Plan	38	5.8.4 Example 3D Floor Plan	80
5.2 General Classroom and Intervention	40	5.9 Athletics - Lockers	82
5.2.1 Space Program and Qualities	40	5.9.1 Space Program and Qualities	82
5.2.2 Example 3D Floor Plan	42	5.9.2 Example 3D Floor Plan	84
5.2.3 Precedent Images	43	5.9.3 Precedent Images	85
5.2.4 Classroom Innovation	44	5.10 Athletics - Fields and Field House	86
5.3 Special Education Classrooms and OT/PT	46	5.10.1 Space Program and Qualities	86
5.3.1 Space Program and Qualities	46	5.10.2 Example 3D Floor Plan	88
5.3.2 Adjacency Diagram	48	5.10.3 Precedent Images	89
5.3.3 Precedent Images	49		
5.4 PBL Lab - K-8	50		
5.4.1 Space Program and Qualities	50		
5.4.2 Adjacency Diagram	52		
5.4.3 Precedent Images	53		
5.4.4 Example 3D Floor Plan	54		
5.5 Science Lab MS/HS	56		
5.5.1 Space Program and Qualities	56		
5.5.2 Adjacency Diagram	58		
5.5.3 Precedent Images	59		
5.5.4 Example 3D Floor Plan	60		
5.6 Flex/ Music Lab K-8	62		
5.6.1 Space Program and Qualities	62		
5.6.2 Adjacency Diagram	64		
5.6.3 Precedent Images	65		
5.6.4 Example 3D Floor Plan	66		
5.7 Visual and Performing Arts	72		
5.7.1 Space Program and Qualities	72		
5.7.2 Adjacency Diagram	74		
5.7.3 Precedent Images	75		

5.1 PS, TK, K CLASSROOMS

5.1.1 SPACE PROGRAM AND QUALITIES

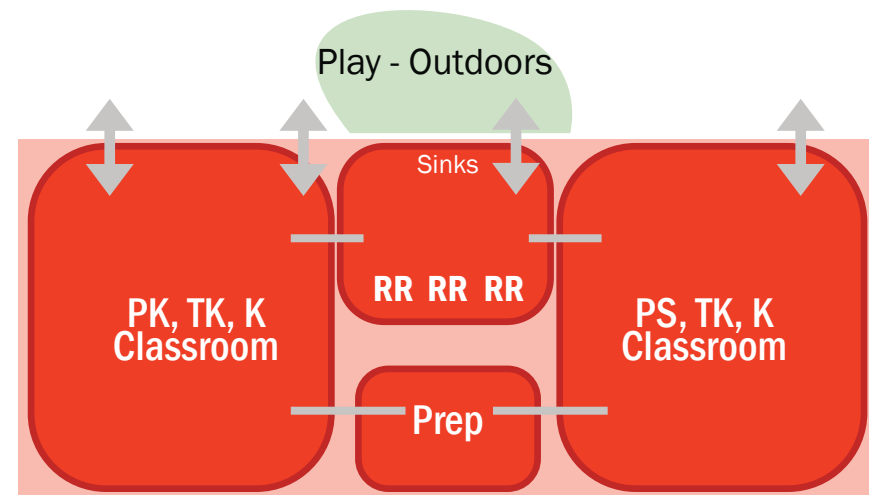
NAME OF SPACE	TOTAL NSF	ADJACENCIES/ACCESS	ARCHITECTURAL ELEMENTS	NOTES
TK, K CLASSROOMS AND RSP ROOM				
C01 PS, TK, K Classrooms	1,000-1,200	Close and visible to drop-off/pick-up and administration, direct access to play yard. No exits shall exit to a public way, all classroom exits shall exit into a secure interior area.	Front learning wall with (2) -8' x 5' magnetic whiteboards, wall mounted flat panel monitor or on mobile cart, tall storage back of room 9 LF with slider whiteboard doors, 9 LF counter with sink and bubbler at child height with base and upper cabinets, tackable above 7' and on (2) walls.	For the interior design use bright accent color sparingly and with colors that are not distracting, majority of finishes to be neutral and timeless, furniture selections to allow for varied seating and table groupings for child ergonomics, provide multiple area rugs, mobile shelves to create centers and mobile cubbies for backpacks, if hooks are not provided outdoors, controls for lighting to offer a variety of lighting zones to create different lighting settings.
C02 Prep Room/Storage	180-200	Direct access to classroom, shared between two classrooms.	Built in cabinets on three walls, (2) walls to have tall cabinets with adjustable shelves and (1) shared wall to have counter with base and upper cabinets.	Natural daylight and view into classroom. For preschool and TK consider placement for nap time cots
C03 Restroom	(3) per code for every (2) Classrooms	Direct access to classroom and play yard.	In the stalls, provide skylights or high windows above the door to borrow light from adjacent vestibule windows	Fixture and accessory heights to be appropriate for age group, view into restroom vestibule into classroom and exterior play yard.
C05 Storage (Outdoor)	100 - (1) every (2) classrooms	Direct to Kindergarten play yard, locate adjacent to classroom.		Metal shelving along (2) walls.

Note: Refer to Section 8 for shade


5.1 PS, TK, K CLASSROOMS

5.1.2 ADJACENCY DIAGRAM

The diagrams to the left represents one option to show adjacencies for Intervention and PS/TK/K Classrooms. When renovating spaces, the Architect will be restricted in moving existing structural bearing/shear walls and may not be able to achieve an ideal layout. Priority should be given to making the spaces within the range of square footages noted above and optimal functionality. The combined total of classroom, prep and restroom spaces should be equivalent to 1,350 SF per classroom per CDE Title 5 recommendations. If the space needs to comply with Title 22 regulations for day care licensing, refer to that regulation for additional requirements and in consideration of the project's budget constraints.

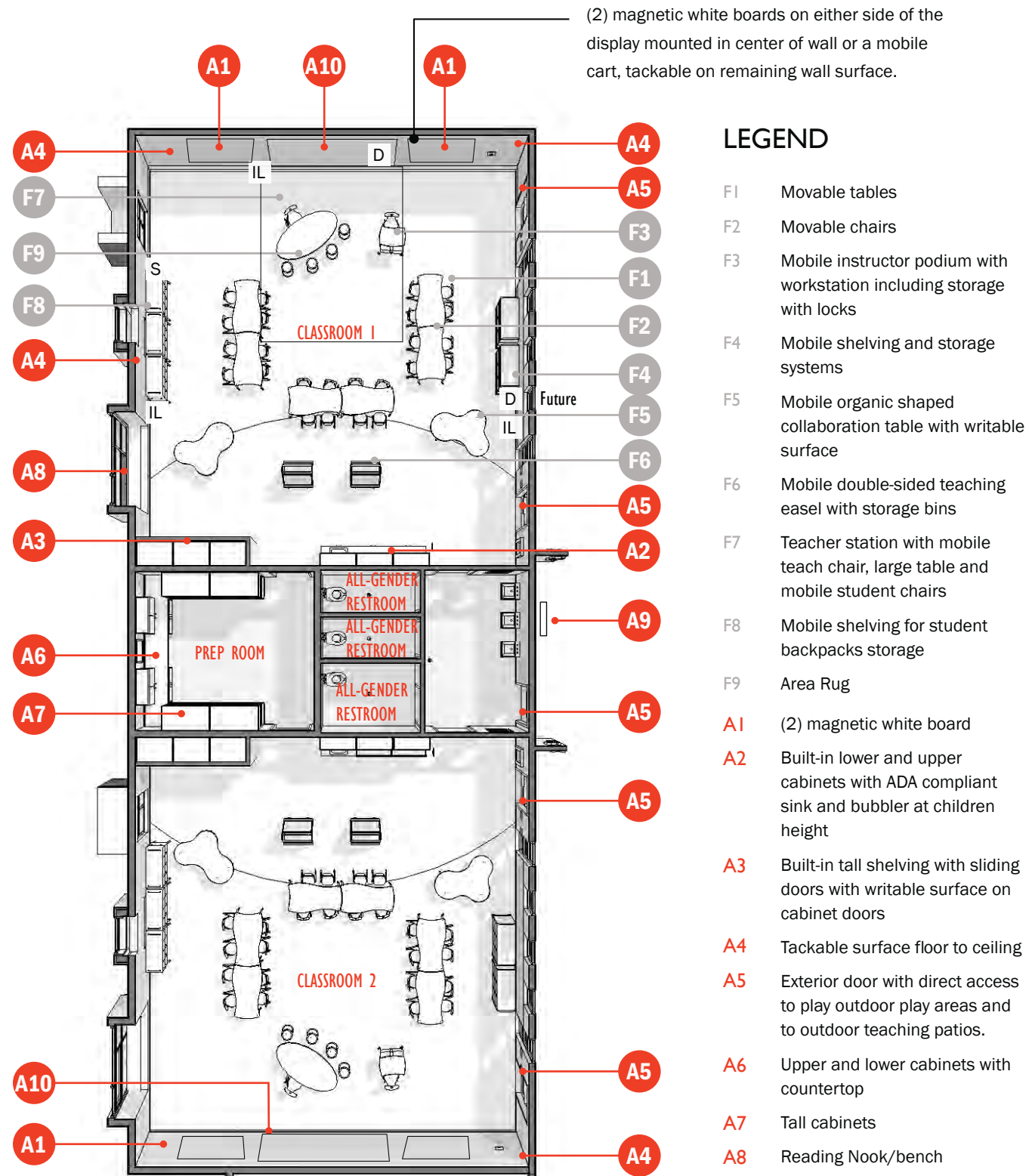


5.1.3 PRECEDENT IMAGES



5.1 PS, TK, K CLASSROOMS

5.1.4 EXAMPLE 3D FLOOR PLAN



LEGEND

- F1 Movable tables
- F2 Movable chairs
- F3 Mobile instructor podium with workstation including storage with locks
- F4 Mobile shelving and storage systems
- F5 Mobile organic shaped collaboration table with writable surface
- F6 Mobile double-sided teaching easel with storage bins
- F7 Teacher station with mobile teach chair, large table and mobile student chairs
- F8 Mobile shelving for student backpacks storage
- F9 Area Rug
- A1 (2) magnetic white board
- A2 Built-in lower and upper cabinets with ADA compliant sink and bubbler at children height
- A3 Built-in tall shelving with sliding doors with writable surface on cabinet doors
- A4 Tackable surface floor to ceiling
- A5 Exterior door with direct access to play outdoor play areas and to outdoor teaching patios.
- A6 Upper and lower cabinets with countertop
- A7 Tall cabinets
- A8 Reading Nook/bench
- A9 Exterior drinking fountain with bottle filling station
- A10 Interactive Display

Note: the furniture is shown for example only. FFE selections are typically provided by the District and to be coordinated with the interior design and technology.

EDUCATIONAL TECHNOLOGY

Interactive Classroom Technology	Document camera (hardwired for power) include bi-directional screen sharing with multitouch interaction and note capture capabilities. Large-scale digital annotation (1) 75" wall mounted (new construction) or (1) 55" on cart (modernization) interactive display, infrastructure for (1) future display Wall HDMI input connection
Data	Wireless access point: Faceplate with (2) CAT6 at +96" AFF or in ceiling <div style="display: flex; align-items: center;"> <div style="border: 1px solid black; padding: 2px; margin-right: 5px;">D</div> Display: Faceplate with (2) CAT6 at +66" AFF (1) for current display and (1) for future display <div style="border: 1px solid black; padding: 2px; margin-right: 5px;">S</div> Spare: Faceplate with (2) CAT6 at 18" AFF <div style="border: 1px solid black; padding: 2px; margin-right: 5px;">IL</div> Instructor Locations: Faceplate with (6) CAT6 wall mounted in (3) locations on (3) walls </div>
Lighting	Provide energy efficient pendant indirect/direct or layin LED lighting fixtures throughout, including lighting controls for dimming as well as front and rear zoning of classroom. Include daylighting and lighting solutions to support a variety of learning settings.
Intrusion Alarm	Ceiling mounted motion detector
Mobile Recharging	None required in general ed. classrooms
Audio	Integrated audio amplification system with built-in speakers (Basis of Design - Extron: Voicelift). Microphone (1) for teacher and (1) for student
Public Address & Clock System	Integrated and synchronized digital clock and public address system connected to master controls at main administration.
Other teacher Equipment	Webcam Small, light weight hand-held device (similar to ipad)

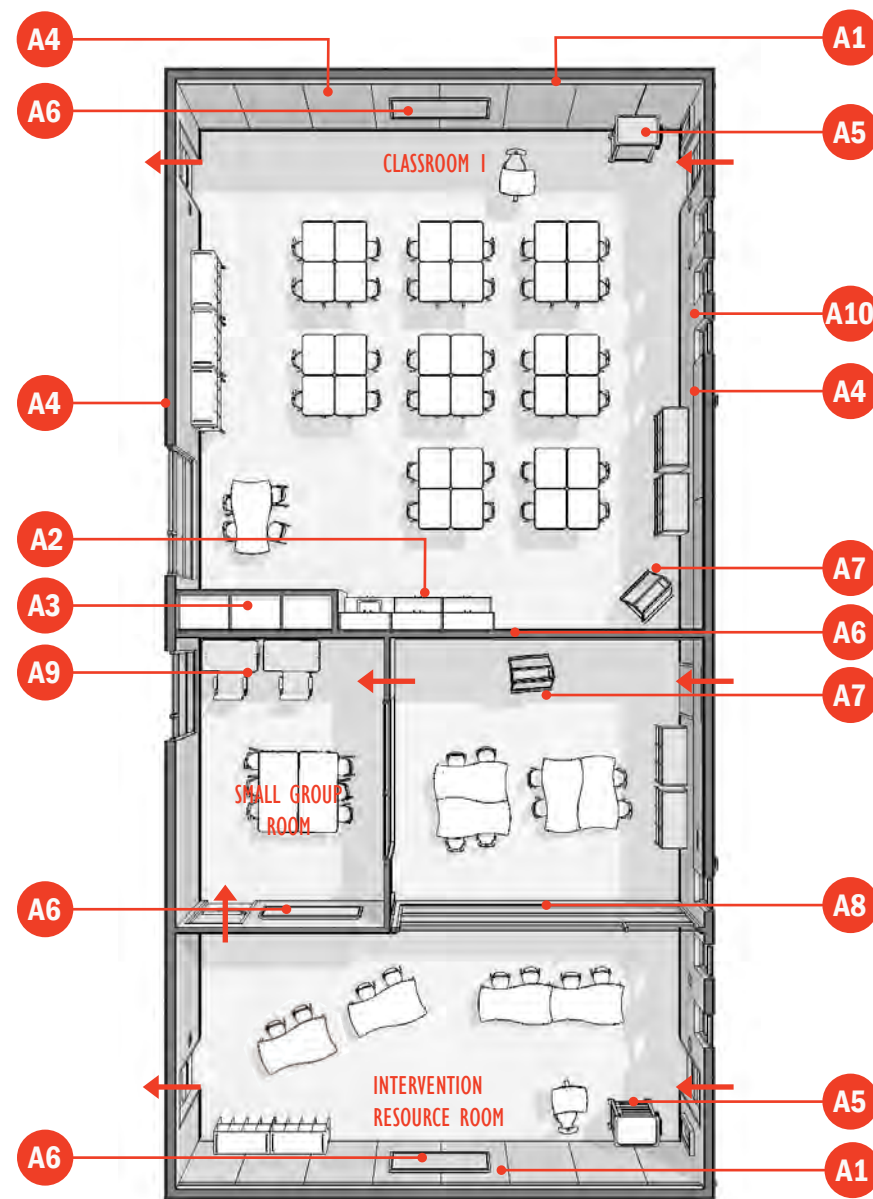
5.2 GENERAL CLASSROOM AND INTERVENTION/RESOURCE ROOM

5.2.1 SPACE PROGRAM AND QUALITIES

NAME OF SPACE	TOTAL NSF	ADJACENCIES/ACCESS	ARCHITECTURAL ELEMENTS	NOTES
GENERAL CLASSROOMS AND INTERVENTION				
C06 General Classroom	900 - 960	All classrooms should be prototypical, allowing for flexibility in the future. Classrooms should have direct access to outdoor play areas and to outdoor teaching patios. All Classrooms should be connected with the rest of the school via covered walkways or enclosed corridors.	Front learning wall with (2) -8' x 5' magnetic whiteboards, wall mounted interactive display (Refer to Technology Spec on Page 41 or on mobile cart, tall storage back of room 9 LF with slider whiteboard doors, 9 LF counter with sink and bubbler at child height with base and upper cabinets, tackable above 7' and on (2) walls. Magnetic white board mounted vertical 4'x6' (top mounted at 7' AFF) on wall adjacent to interactive display	For the interior design use bright accent color sparingly and with colors that are not distracting, majority of finishes to be neutral and timeless, furniture selections to allow for varied seating and table groupings for ergonomics, mobile shelves and mobile cubbies for backpacks, if hooks are not provided outdoors, lighting to offer varied zones to create different lighting settings.
C07 Small Group Room Literacy Coaches	180 - 200	Direct to Resource / Intervention Room.	4x4 magnetic white board on (e) wall and a 55" wall mounted interactive display, table for (4) students and (1) adult.	Visibility into Intervention Room, access to outdoor space with shade and seating. Office for Literacy Coaches
C08 Intervention/ Resource Room	(2) @ 350 - 380	Direct access to small group room, more centrally located on campus.	(2) two spaces for groups of 8-10 students. Operable wall in between spaces to allow for flexibility of group sizes. (1) 8'x5' magnetic board and (1) wall mounted display (refer to Technology Spec on Page 39) Tackable on (1) wall. All storage to be flexible mobile furniture.	Furniture to be mobile and easily moved into groups.

5.2 GENERAL CLASSROOM AND INTERVENTION / RESOURCE ROOM

5.2.2 EXAMPLE 3D FLOOR PLAN



LEGEND

- A1 Magnetic white board at either side of display
- A2 Built-in lower and upper cabinets with ADA compliant sink at children height
- A3 Built-in tall shelving with sliding doors with writable surface
- A4 Tackable surface-full floor to above 7' to ceiling
- A5 Charging cart (not needed in general classrooms)
- A6 Interactive Display (wall mounted or on mobile cart)
- A7 Mobile double-sided teaching easel with storage bins
- A8 Operable Wall
- A9 Desk for (2) Literacy Coaches
- A10 Vertical mounted magnetic white board

Note: Refer to page 39 for educational technology Requirements. Coordinate size and types of furniture with school site leadership and the purchasing department to provide layouts that ensure adequate space needed for exiting.

5.2.3 PRECEDENT IMAGES



5.2 GENERAL CLASSROOM AND INTERVENTION/RESOURCE ROOM

5.2.4 CLASSROOM INNOVATION

Enhancing the Design of New Classroom Facilities using the following strategies:

- 1 Flexible Circulation Paths:** Introduce alternate circulation paths within the classroom layout to facilitate smoother movement and adaptability. Each classroom should feature a communication door connecting adjacent classrooms, allowing for seamless transition and flexibility, especially during lockdowns or potential future pandemic scenarios.
- 2 Adaptive Space Allocation:** Design student project areas to serve a dual purpose as additional classroom space when needed. This forward-thinking approach anticipates potential scheduling changes, such as alternating schedules or room rotations, ensuring optimal utilization of available space.
- 3 Safety Measures During Emergencies:** Implement a strategic layout plan that incorporates designated "out-of-sight" zones within the classroom environment. By utilizing distinct floor finish patterns, occupants can easily identify safe hiding spots during lockdown situations, enhancing overall safety protocols.
- 4 Technological Integration:** Embrace the evolution of educational technology by incorporating multiple interactive displays within each classroom. In addition to standard magnetic whiteboards, ensure the infrastructure supports future advancements, facilitating seamless integration of additional interactive displays as desired.
- 5 Optimized Learning Environment:** Prioritize the creation of an enhanced learning environment through thoughtful architectural elements. Incorporate features such as light shelves and sloped ceilings to optimize natural daylight distribution, enhancing the overall ambiance and reducing reliance on artificial lighting. Additionally, emphasize increased acoustical performance to minimize distractions and maximize student focus and engagement.

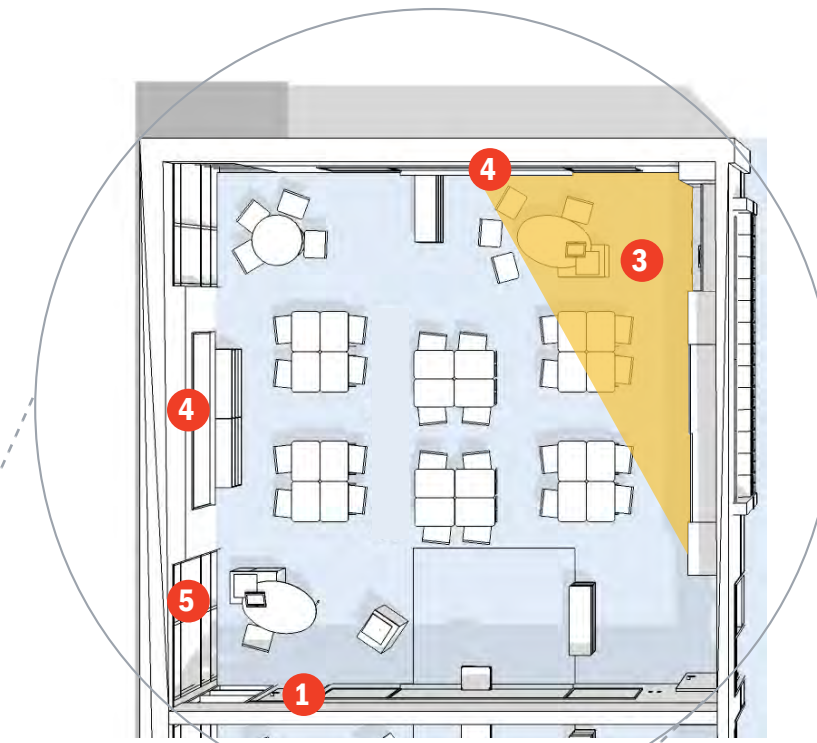


Image 5.5.1 Enlarged Classroom Plan

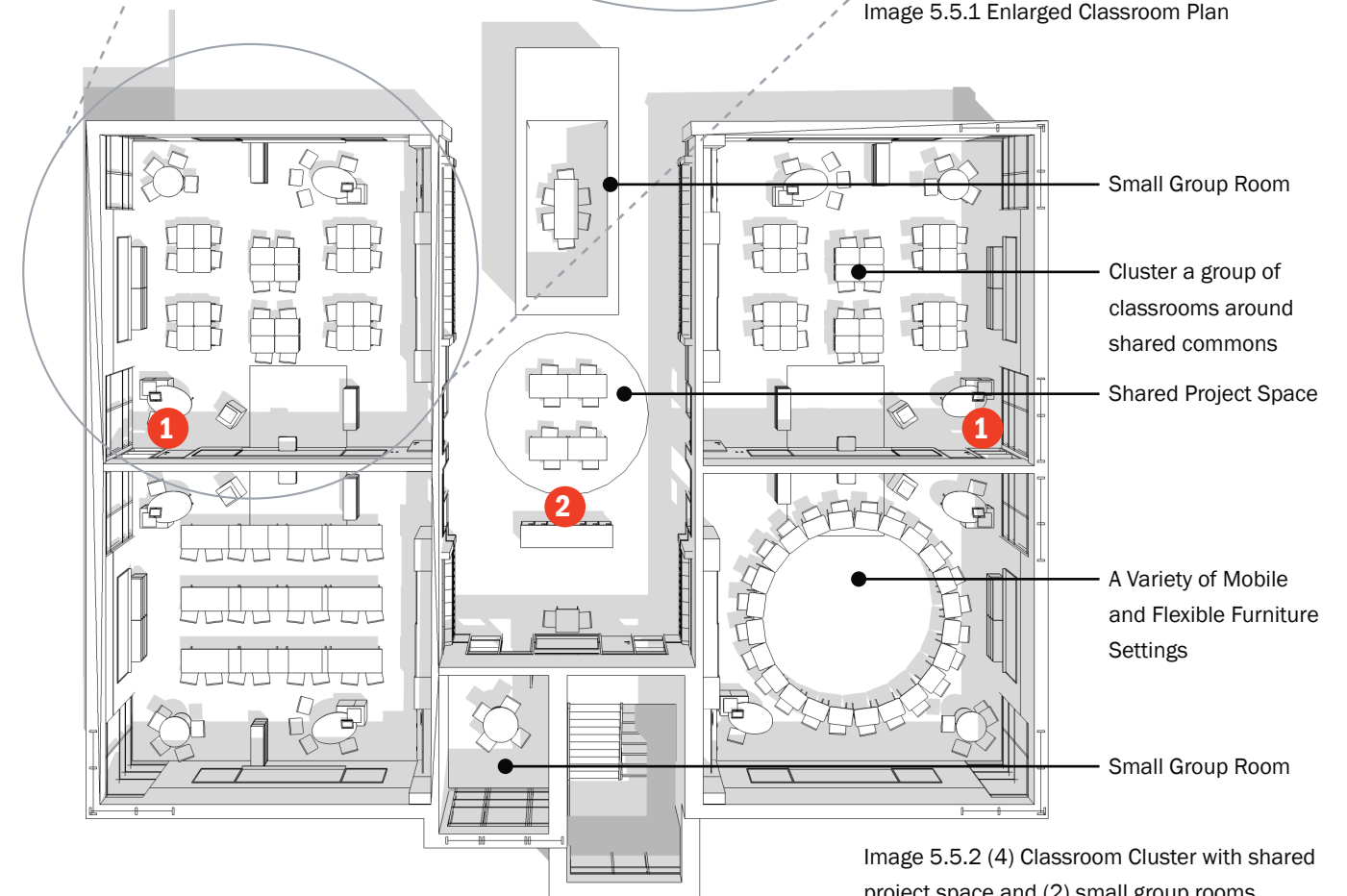


Image 5.5.2 (4) Classroom Cluster with shared project space and (2) small group rooms

5.3 SPECIAL EDUCATION CLASSROOMS AND OT/PT

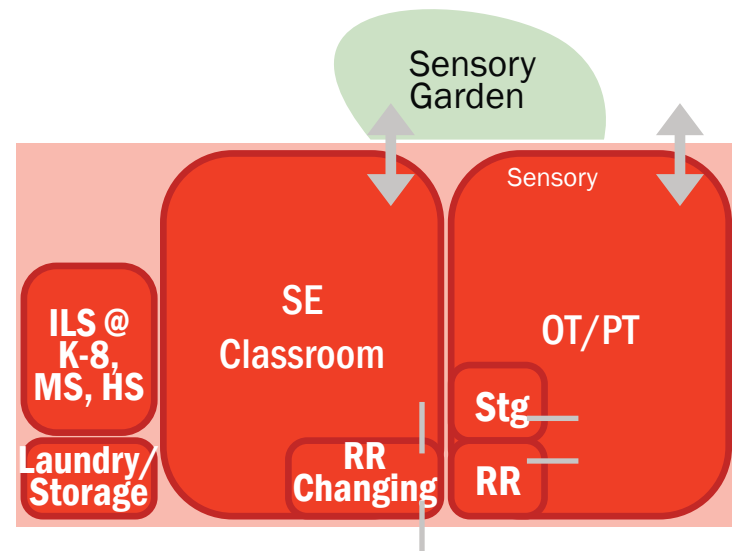
5.3.1 SPACE PROGRAM AND QUALITIES

NAME OF SPACE	TOTAL NSF	ADJACENCIES/ACCESS	ARCHITECTURAL ELEMENTS	NOTES
ACADEMIC SPACES				
		Near drop-off/pick up bus location		
C09 Special Education Classroom	900 - 1,000	Near Administration or centrally located on campus, location to be well contained within campus enclosed boundary for safety. Near Occupational Therapy/Physical Therapy. Direct access to restrooms from classroom.	Design space for centers, technology to be similar to prototypical classroom, tall storage back of room 9 LF with slider whiteboard doors, 9 LF counter with sink with base and upper cabinets. As noted above, this space should be laid out as "centers" , however, the design of the space shall be reviewed by the Special Education Department during programming/schematic design phase of the project. Attention should be given to location of power, data outlets, placement of writable/tackable surfaces. The furniture and equipment will be different than the general education classrooms and should accommodate additional infrastructure needs beyond a general education classroom,	Use sensory sensitive design strategies - lighting and acoustics are key design elements for students with special needs, minimizing contrast by selecting indirect lighting fixtures. Incorporate LED with the ability to change color-tone rooms based on activity and needs
C10 Restroom and Changing Room	150 - 200	Direct access to Classroom, potential secondary access to exterior for increased functional use.	Typical accessible restroom with Hoyer lift for changing, transfer system at toilet, shower nozzle at wall, floor drain and wall and floor large format ceramic tiles for easy clean up, water resistive tall cabinet to store supplies.	This space may not be needed in every classroom but rather centrally located and used by other students with access from secondary exterior door. The typical accessible restroom (approx. 100 - 80 SF plus room for assistant) could be in every special education classroom instead, if desired by the District.
C11 OT/PT, Storage, Restroom	OT/PT 820 Storage 100 Restroom 80	Near Special Education Classrooms or centrally located on campus, storage and restroom direct access from OT/PT space.	Work with the special education department to determine the types of equipment needed for the OT/PT rooms and if any structural coordination is needed for hanging equipment e.g. swings.	
C12 Integrated Living Skills	(HS,MS,K-8) 350	Share between classrooms. Includes toilet/shower/changing room, and laundry room.	Sheet vinyl or other resilient flooring. Washable acoustical lay-in tiles or painted gypsum board ceiling. Painted gypsum board walls. Kitchen area with base and wall cabinets, double sink and garbage disposal, 10'-20' long. Skylight is preferable. Window to the exterior with window coverings. Window to open office area for visual connection if applicable.	Provide residential appliances including full-size refrigerator, stove and oven with exhaust and microwave. Verify with the Facilities and Special Education Departments the Special Education program needs of the campus. The minimum requirement for every campus is a Learning / Care Center - refer to Section 6 of this document.
C13 Laundry / Storage	100	Adjacent to Integrated Living Skills.	Acoustical tile ceiling and vinyl composite tile flooring. Countertop surface for folding laundry. Shelving for laundry bins storage.	Washer and dryer. Clothing storage bins.


5.3 SPECIAL EDUCATION CLASSROOMS AND OT/PT

5.3.2 ADJACENCY DIAGRAM

The diagrams represents one option to show adjacencies for Special Ed/OT/PT and Labs. When renovating spaces, the Architect will be restricted in moving existing structural bearing/shear walls and may not be able to achieve an ideal layout. Priority should be given to making the spaces within the range of square footages noted above and optimal functionality and in consideration of the project's budget constraints.



5.3.3 PRECEDENT IMAGES



5.4 PBL LAB - K-8

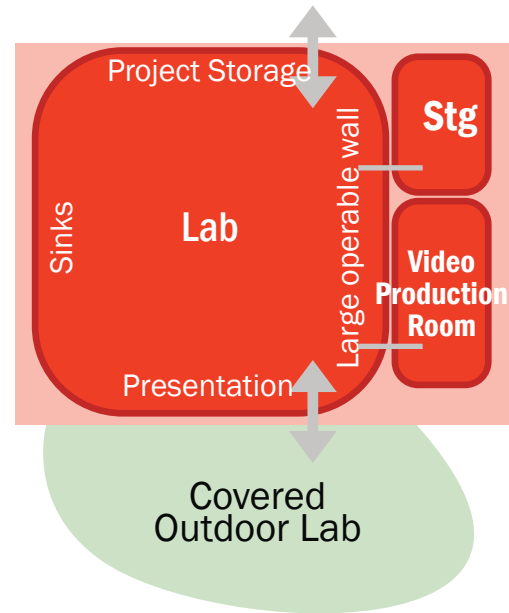
5.4.1 SPACE PROGRAM AND QUALITIES

NAME OF SPACE	TOTAL NSF	ADJACENCIES/ACCESS	ARCHITECTURAL ELEMENTS	NOTES
SCIENCE LAB /STEAM				
C12 Science / STEM	1,400 – 1,500	Located near center of the campus as a shared resource for all students. This space is for project based learning and science activities. The PBL Lab may also be connected to the Library	Tackable surface (1) wall above base cabinets, (3) sinks (cold water); 24 inches depth counters on one wall with solid chemical resistant surface) base cabinets with adjustable shelving and no drawer, tall 30" deep cabinets on one wall with slider magnetic white boards for storing project/teaching materials, Ceiling retractable power reels, (4) @ student desks centered in room (5) 4'x8' magnetic white boards mount vertically, between (3) monitors, refer to example 3D floor plan.	
C12.1 Storage	150 - 200	Direct connection Lab.	Perimeter metal shelving on all (3) walls.	Used to store grade level lesson materials, e.g. for robotics, coding .
C12.2 Video Production Room	250	Direct connection Lab.	Green painted wall and short end of room for video work.	

5.4 PBL LAB - K-8

5.4.2 ADJACENCY DIAGRAM

The diagrams represents one option to show adjacencies for Science lab / STEM. When renovating spaces, the Architect will be restricted in moving existing structural bearing/shear walls and may not be able to achieve an ideal layout. Priority should be given to making the spaces within the range of square footages noted above and optimal functionality and in consideration of the project's budget constraints.

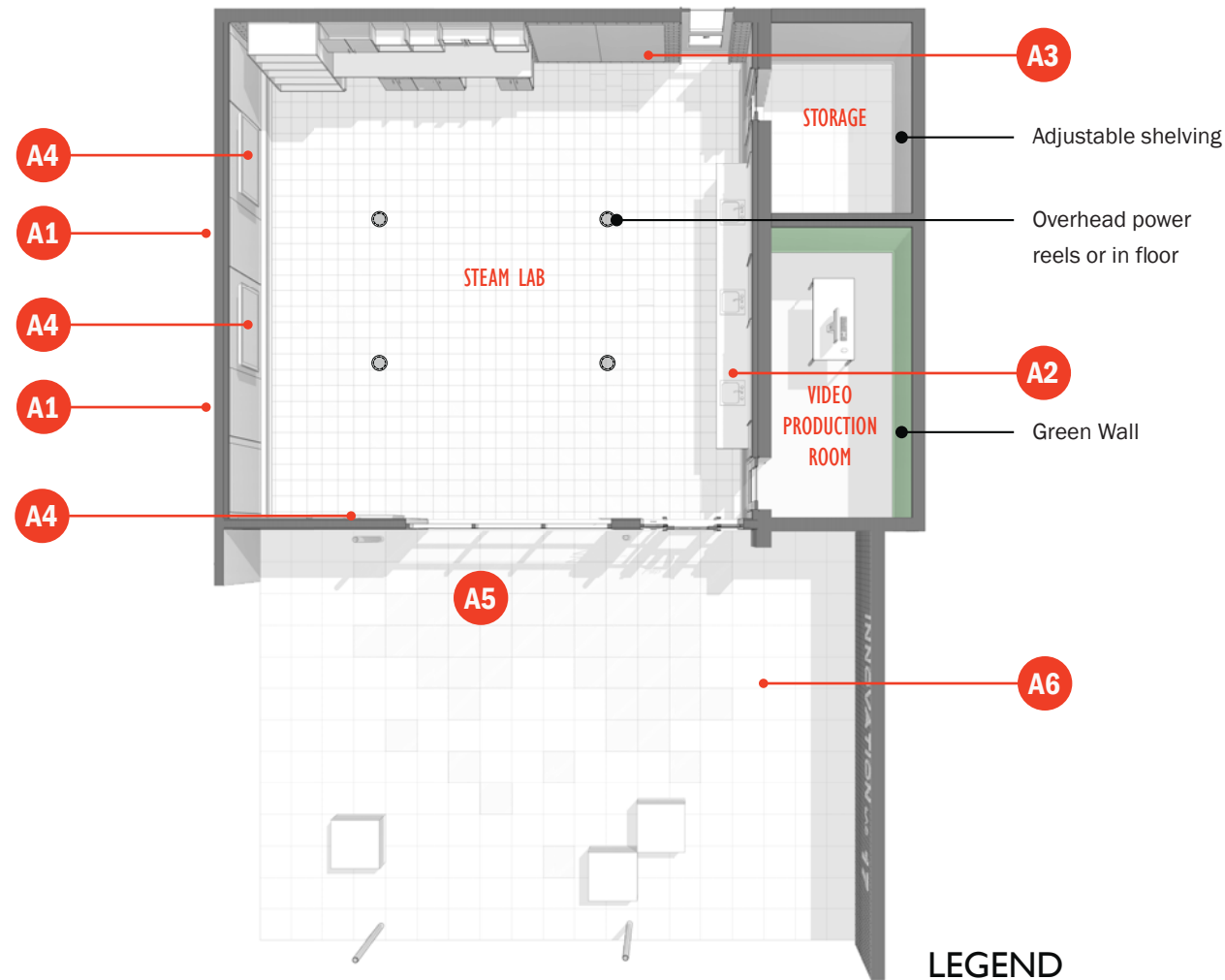


5.4.3 PRECEDENT IMAGES



5.4 PBL LAB - ES & K-8

5.4.4 EXAMPLE 3D FLOOR PLAN



LEGEND

- A1 4' X 8' magnetic white board mounted vertically
- A2 ADA compliant sink
- A3 Tackable surface
- A4 Display screen
- A5 Exterior retractable door with direct access to play outdoor learning space
- A6 Outdoor Learning Space

EDUCATIONAL TECHNOLOGY

Interactive Classroom Technology	Document camera (hardwired for power) include bi-directional screen sharing with multitouch interaction and note capture capabilities. Large-scale digital annotation (1) 75" wall mounted or on cart interactive display, infrastructure for (1) future display Wall HDMI input connection Ceiling speaker
Data	Wireless access point: Faceplate with (2) CAT6 at +96" AFF or in ceiling Display: Faceplate with (2) CAT6 at +66" AFF (1) for current display and (1) for future display Spare: Faceplate with (2) CAT6 at 18" AFF Instructor Locations: Faceplate with (6) CAT6 wall mounted in (3) locations on (3) walls
Lighting	Provide energy efficient pendant indirect/direct or layin LED lighting fixtures throughout, including lighting controls for dimming as well as front and rear zoning of classroom. Include daylighting and lighting solutions to support a variety of learning settings.
Intrusion Alarm	Ceiling mounted motion detector
Mobile Recharging	None required
Audio	Integrated audio amplification system. Microphone (1) for teacher and (1) for student
Public Address & Clock System	Integrated and synchronized digital clock and public address system connected to master controls at main administration.
Other teacher Equipment	Webcam Small, light weight hand-held device (similar to ipad)

5.5 SCIENCE LAB MS & HS

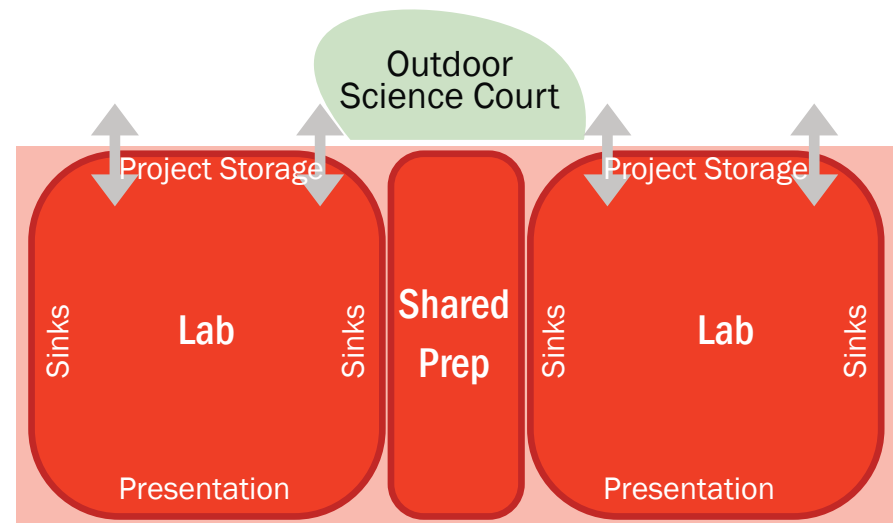
5.5.1 SPACE PROGRAM AND QUALITIES

NAME OF SPACE	TOTAL NSF	ADJACENCIES/ACCESS	ARCHITECTURAL ELEMENTS	NOTES
SCIENCE LAB MS/HS				
C12 Science	1,400 – 1,500	Clustered (2) labs minimum for ease of sharing equipment.	Tackable surface (1) wall above base cabinets and (1) wall either front or back of room, (6) sinks (cold water); 24 inches depth counters on opposite walls with solid chemical resistant surface) base cabinets with adjustable shelving and no drawer, upper cabinets on one wall, Ceiling retractable power reels, (6) @ student desks centered in room and (1) at teacher prep table. Tall storage with open shelves for student projects (24" d. X 7' h. with 5 adjustable shelves).	The room shape to be more square in configuration; approximately 35'x'40' for new labs to improve supervision and student visibility, provide for a better distribution of sinks/lab layouts to meet ADA clearances, (6) 36" X 72" student tables (seats 6 students each table) with lockable casters with gray chemical resistant surface and stools with backs: total 32 seats, mobile teacher demonstration table, typical instructor technology plus additional mounted flat monitors at labs and whiteboard surfaces. Equipment: Fume Hood (where required) Eye Goggle Sanitizer.
C13 Prep Room	200/Lab	Direct access to Lab.	Counter (solid chemical resistant surface) with 24" d base cabinets and 12" d upper cabinets with adjustable shelves (glass fronts per site request).	(2) sinks with hot and cold water, under cabinet mount with goose neck faucet. Tall open cabinets (24" d. x 7' h with 5 adjustable shelves) with adjustable shelves one wall. Equipment: Fume Hood (where required) Dishwasher Refrigerator Chemical Storage Cabinets Ice maker


5.5 SCIENCE LAB MS & HS

5.5.2 ADJACENCY DIAGRAM

The diagrams represents one option to show adjacencies for Science Labs. When renovating spaces, the Architect will be restricted in moving existing structural bearing/shear walls and may not be able to achieve an ideal layout. Priority should be given to making the spaces within the range of square footages noted above and optimal functionality and in consideration of the project's budget constraints.

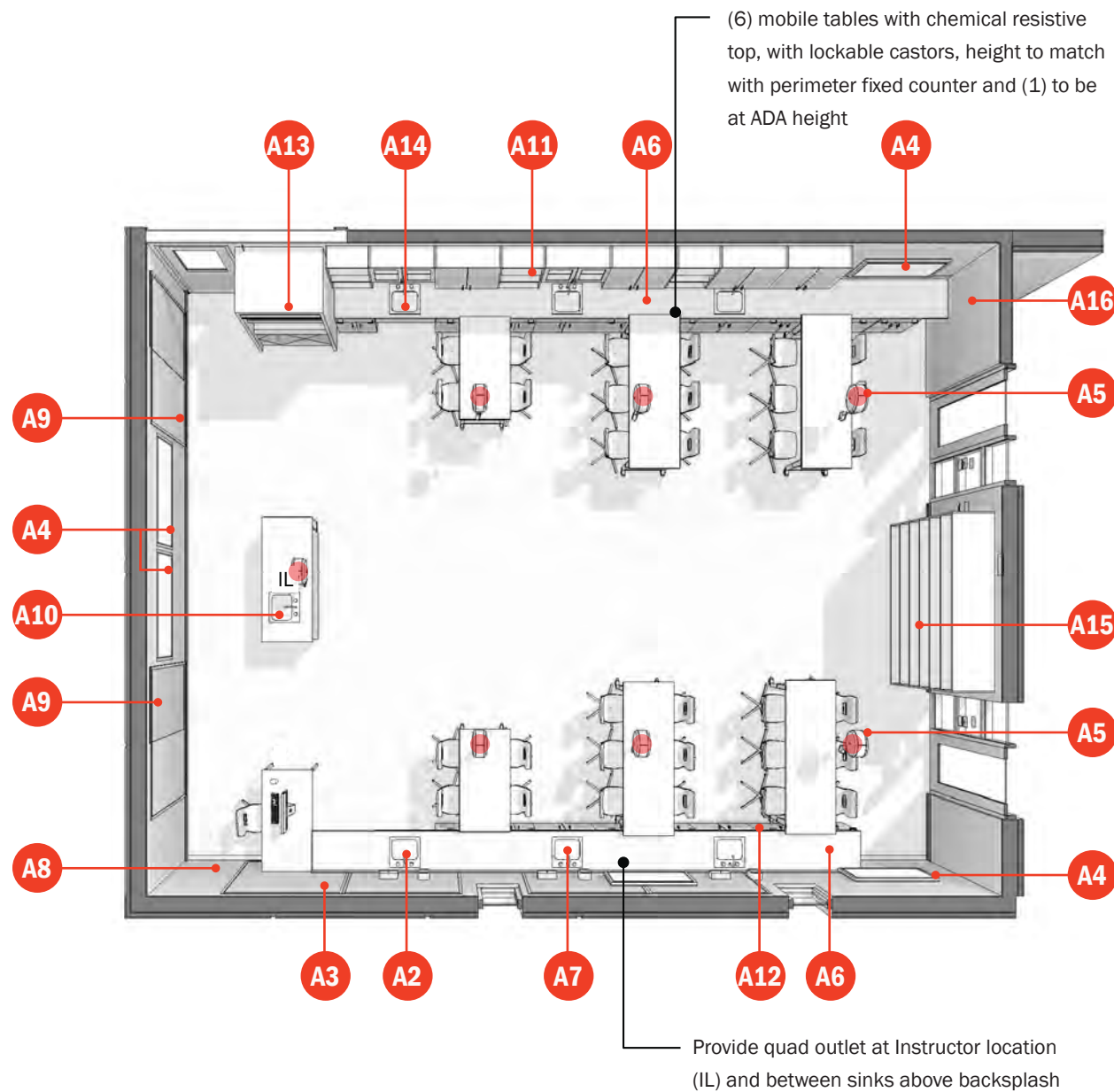


5.5.3 PRECEDENT IMAGES



5.5 SCIENCE LAB MS & HS

5.5.4 EXAMPLE 3D FLOOR PLAN



LEGEND

- | | | | |
|----|---|-----|---|
| A1 | Teaching wall with white board | A8 | Tackable Board |
| A2 | ADA compliant sink | A9 | Magnetic White Board (mounted vertical) |
| A3 | Tackable surface | A10 | Teacher's Demonstration Station |
| A4 | Interactive Display screen | A11 | Upper and Lower Cabinets |
| A5 | ● Ceiling Mounted Rectactable Outlets each desk | A12 | Lower Cabinets |
| A6 | Chemical resistant Countertop | A13 | Fume Hood (where required) |
| A7 | Sink - (7) Total | A14 | Eye Wash Station |
| | | A15 | Open Tall Shelves |
| | | A16 | Eye wash sanitizer cabinet |

EDUCATIONAL TECHNOLOGY

Interactive Classroom Technology	Document camera (hardwired for power) include bi-directional screen sharing with multitouch interaction and note capture capabilities. (2) 55" wall mounted interactive display ability to show one and or two images on each display Ceiling speaker
Data	Wireless access point: Faceplate with (2) CAT6 at +96" AFF or in ceiling Display: Faceplate with (2) CAT6 at +66" AFF for (2) interactive displays IL Instructor Locations: Faceplate with (6) CAT6 wall mounted
Lighting	Provide energy efficient pendant indirect/direct or layin LED lighting fixtures throughout, including lighting controls for dimming as well as front and rear zoning of classroom. Include daylighting and lighting solutions to support a variety of learning settings.
Intrusion Alarm	Ceiling mounted motion detector
Mobile Recharging	None required
Audio	Integrated audio amplification system. Microphone (1) for teacher and (1) for student
Public Address & Clock System	Integrated and synchronized digital clock and public address system connected to master controls at main administration.
Other teacher Equipment	Webcam Small, light weight hand-held device (similar to ipad)

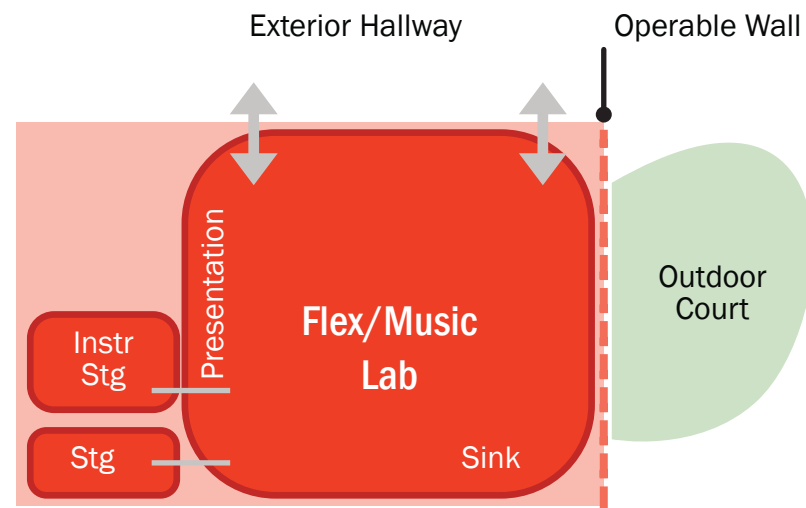
5.6 FLEX/MUSIC LAB K8

5.6.1 SPACE PROGRAM AND QUALITIES

NAME OF SPACE	TOTAL NSF	ADJACENCIES/ACCESS	ARCHITECTURAL ELEMENTS	NOTES
FLEX / MUSIC LAB				
M01 Storage	200	Direct to Lab.	42" wide and 8' high door for ease of storing items.	Storage of stacking tables, chairs, for use when space is not used for music.
M02 Flex/Music Lab	1,300	At end of classroom wing, access to exterior, plumbing / sewer lines.	Operable acoustic wall (preferably motorized for ease of use) between lab and outdoors. This space will be used for Music a few days a week and can be a "scheduled in" space for the other days of the week for project-based learning, indoor PE activities. Flooring shall accommodate for multi-use. (1) sink to be provided for indoor/outdoor use.	Design space for optimal acoustic performance, for a renovation may require increasing the ceiling height and applying acoustical material on walls or adding acoustical curtains, (1) large flat panel monitor on cart, (2) 5' x 8" magnetic whiteboard at presentation wall; (1) with music lines, small portable storage unit and podium for teacher use.
M03 Instrument Storage	250	Buffer between adjacent classroom to control acoustic transfer, exterior access.	Tall perimeter open shelves with adjustable shelves on (3) walls, high mounted pipes for storing costume above shelves, required a pole hook to access.	
FLEX / MUSIC / ASSEMBLY BUILDING Option B				
M04 Flex Labs	(2) 1,300 EA	All three spaces connected to each other.	See above for M02 Flex/Music Lab.	
M05 Classroom and Platform	960	All three spaces connected to each other.		
M06 Storage	(1) 200 EA Lab	Direct access to each Classroom and Lab.	See above for M01 Storage.	
M07 Instrument Storage	(1) 500 shared Between EA Lab	Direct access to each Lab.	See above for M03 Instrument Storage.	

5.6 FLEX/MUSIC LAB K8
5.6.2 ADJACENCY DIAGRAM


The diagrams represents one option to show adjacencies for Music/Flex Lab. When renovating spaces, the Architect will be restricted in moving existing structural bearing/shear walls and may not be able to achieve an ideal layout. Priority should be given to making the spaces within the range of square footages noted above and optimal functionality and in consideration of the project's budget constraints.



OPTION A

Example: Renovation in Existing Classroom Wing
 (approx 1.5 typical classrooms)

5.6.3 PRECEDENT IMAGES

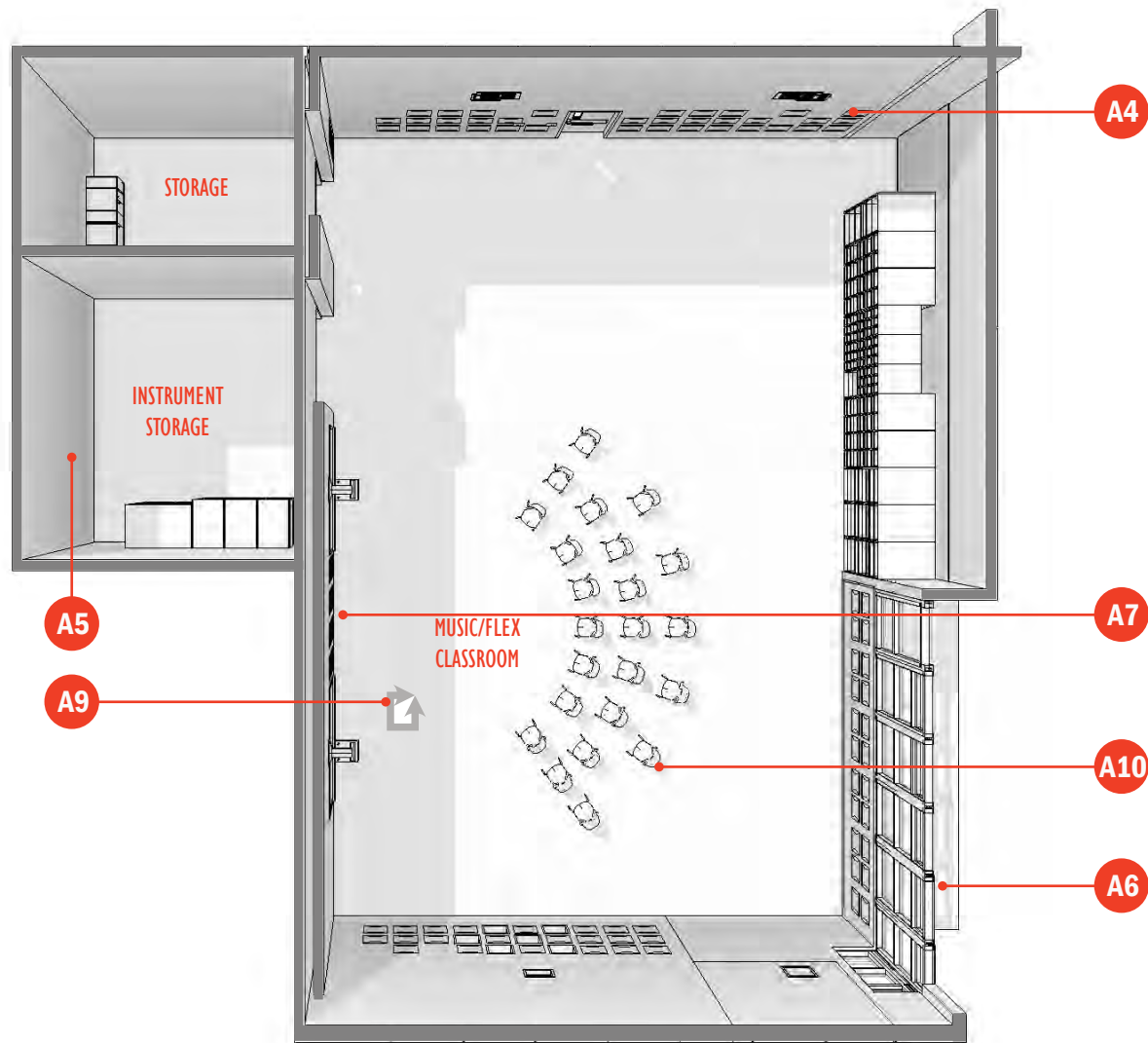


5.6 FLEX/MUSIC LAB K8

5.5.4 EXAMPLE 3D FLOOR PLAN

OPTION A

FLEX / MUSIC CLASSROOM



(This page is intentionally left blank.)

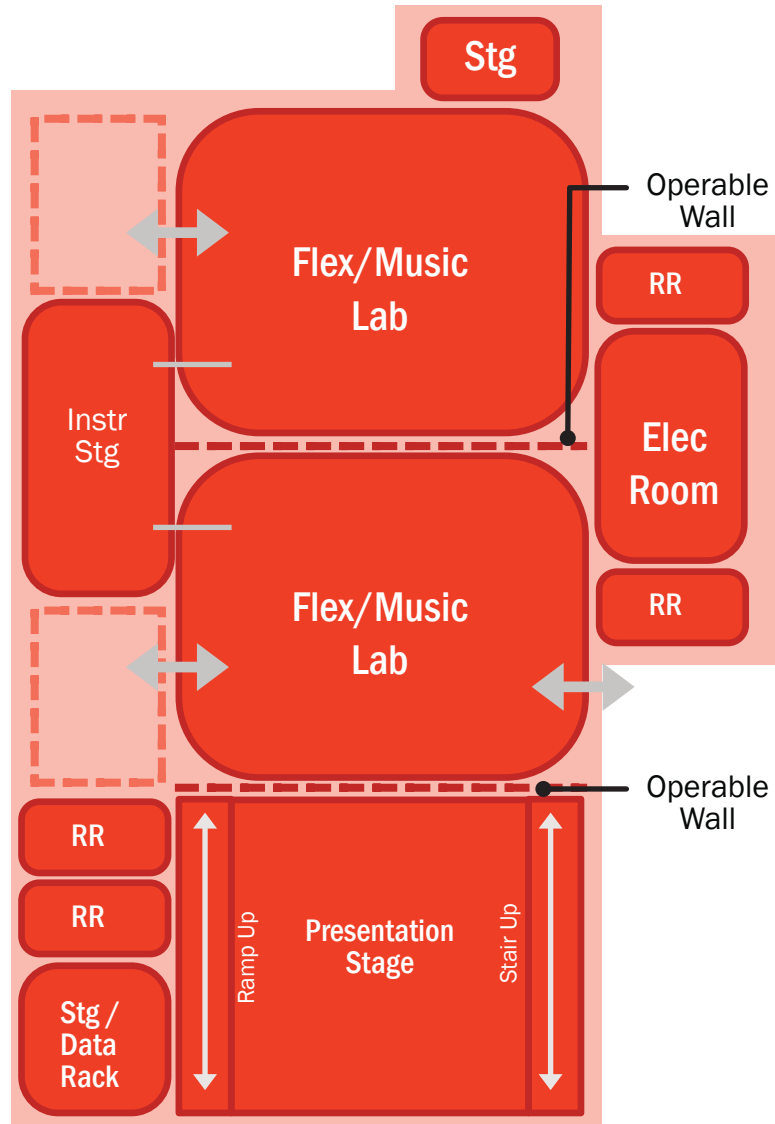
LEGEND

- | | | | |
|----|--------------------------------|-----|---------------------|
| A1 | 42" Wide and 8' High door | A7 | Display Panel |
| A2 | Operable Acoustic Wall | A8 | Magnetic Whiteboard |
| A3 | Door to Outdoor | A9 | Teacher Podium |
| A4 | Acoustic Wall Panels | A10 | Stackable Chair |
| A5 | Instruments Storage | | |
| A6 | Operable Wall to outdoor court | | |

5.6 FLEX/MUSIC LAB ES & K8

5.6.2 ADJACENCY DIAGRAM



The diagrams represents one option to show adjacencies for Music/Flex Lab. When renovating spaces, the Architect will be restricted in moving existing structural bearing/shear walls and may not be able to achieve an ideal layout. Priority should be given to making the spaces within the range of square footages noted above and optimal functionality and in consideration of the project's budget constraints.



OPTION B

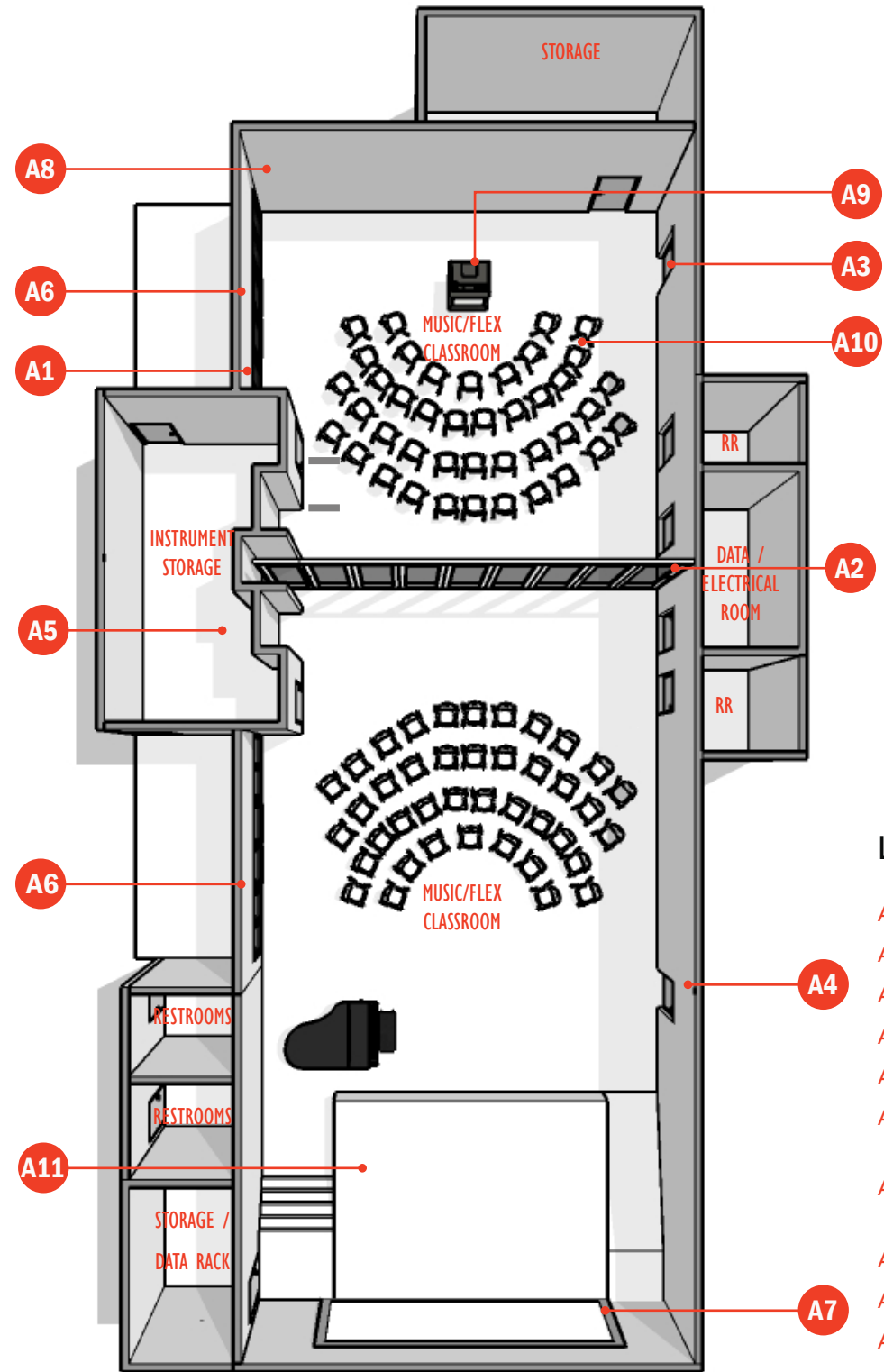
Example: New Building with Flexible Uses

5.6.3 PRECEDENT IMAGES



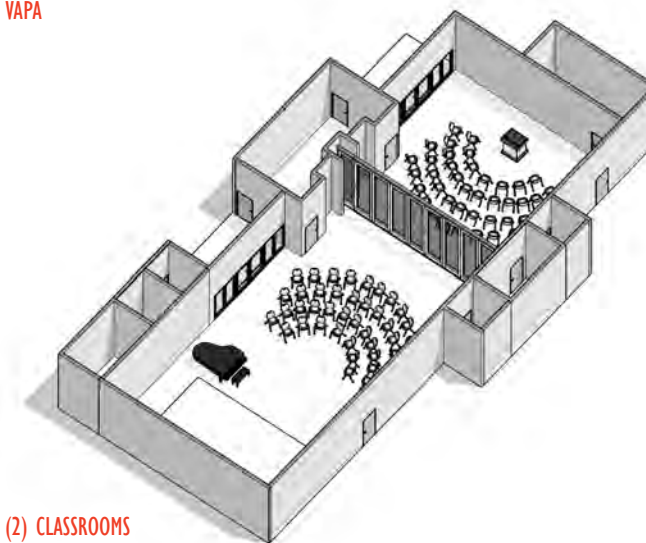
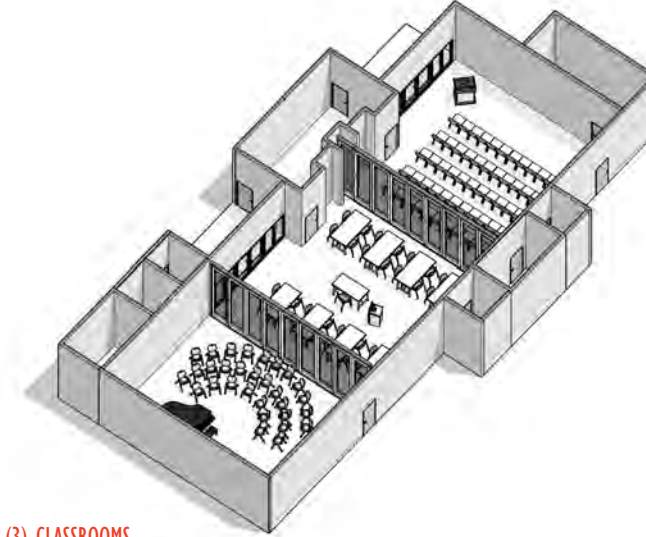
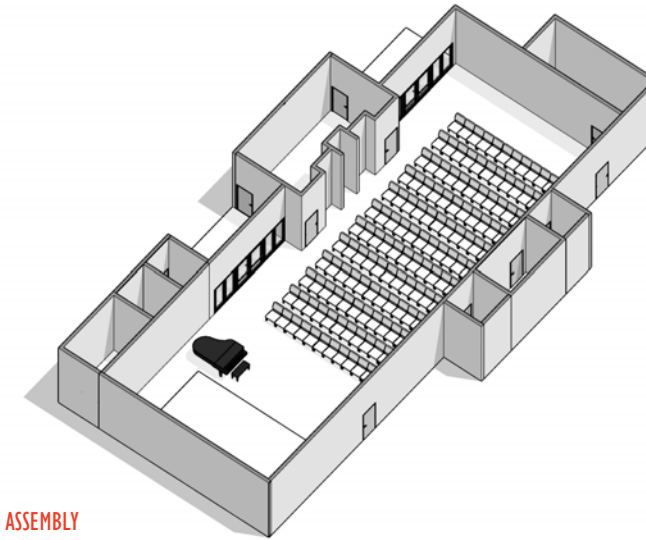
5.6 FLEX/MUSIC LAB ES/ K8
5.6.4 EXAMPLE 3D FLOOR PLAN

OPTION B
FLEX / MUSIC / ASSEMBLY BUILDING



LEGEND

- A1 42" Wide and 8' High door
- A2 Operable Acoustic Wall
- A3 Door to Outdoor
- A4 Acoustic Wall Panels
- A5 Instruments Storage
- A6 Operable Wall to outdoor court
- A7 Large Display Panel or motorized screen / projector
- A8 Magnetic Whiteboard
- A9 Teacher Podium
- A10 Stackable Chair
- A11 Classroom Platform / Stage if used for Assembly (FFE)



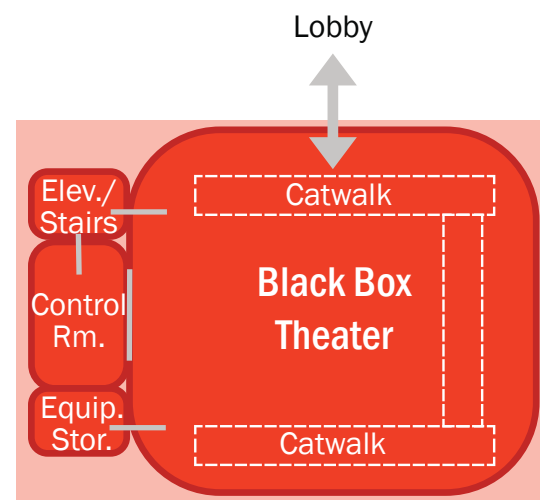
5.7 VISUAL AND PERFORMING ARTS
5.7.1 SPACE PROGRAM AND QUALITIES

NAME OF SPACE	TOTAL NSF	ADJACENCIES/ACCESS	ARCHITECTURAL ELEMENTS	NOTES
BLACK BOX				
M04.1 Black Box Theater	2,000	Near Lobby	<p>Performance flooring with vented base, painted black. Gypsum board walls, painted black, with acoustical wall panels. Exposed ceiling with acoustical treatment. Stackable chairs, 120 chairs, on mobile platform. Velour black drape with 50% fullness to surround Black Box space. Twenty feet wide black drape to create wing space as needed, movable as desires. Portable stage platform. Portable projection surface and portable white board. Ceiling mounted LCD projector. Dimmable lighting. Perimeter catwalk in U-shaped (ceiling height with catwalk: 17'-18' to pipe grid; ceiling height without catwalk: 15' to pipe grid). Scrim. Genie Lift.</p> <p>Provide approximately 96 branch load circuits terminating at dimmer panels located in a conditioned electrical room. All stage lighting circuits will be 20 amps. Designed based on a dimmer per circuit layout, utilizing a single solid state 2.4 kw dimmer for each circuit.</p> <p>Rigging to be 1.5" diameter standard pipe grid at 4' on center and hung at 18' above finish floor. Include three 16'x35' traveler curtains and related track and hardware.</p> <p>(36) Ellisoidal fixtures, sizes to be determined (36) source four PARNEI Fixtures or equal (12) Four PAR Fixtures (24) Morphenus M Color Fader 3 CMY Color Mixing Scroller for Par Fixtures (12) Morphenus S Color Fader3 CMY Color Mixing</p>	<p>Audio:</p> <ul style="list-style-type: none"> 4) Powered Loudspeaker • (1) Powered Subwoofer • (1) 16 CH Digital Mixing Console • (1) Dante Mixing Console Card • (1) CD Player • (2) Audio Patchbay 2x48 • (2) 2Way 5" Powered Studio Monitor • (2) Digital Interface Unit • (1) Configurable DSP • (2) Network Switch 24-port Gigabit Switch • (1) Value Package Assistive Listening • (1) Assistive Listening Lanyard Receiver • (5) Facility Panels, X-Large • (4) Facility Panels, Small • (1)Swinging Wall Equipment Rack 40 RU • (1) 19" Portable Equipment Rack-4 RU • (2) Monitor Speakers <p>Video/Control</p> <ul style="list-style-type: none"> • (1) 3000 Lumen Projector, 16:9 • (1) 133" DIA 16:9 Manual Proj Screen • (1) Computer Interface • (1) 8x4 Matrix Switcher • (1) DVD/VHS Combo • (1) Video Patch Bay • (1) CPU (OFCI) • (1) Uninterruptable Power Supply • (1) Control System • (1) 6" Touch Screen
M04.2 Control Room	150	Direct viewing into Black Box from second level	Elevated location with elevator and stairs for access. Carpet flooring. Vision window to Black Box, sound control and slider. Suspended acoustical ceiling tile. 24" deep laminate countertop at window for two person.	(2) Office Chairs.
M04.3 Equipment Storage	200	Direct access from Black Box Theater	Sealed concrete or vinyl flooring. Acoustical tile ceiling or open ceiling. Lockable tall storage with adjustable shelves.	

5.7 VISUAL AND PERFORMING ARTS

5.7.2 ADJACENCY DIAGRAM

The diagrams represents one option to show adjacencies for Visual and Performing Arts. When renovating spaces, the Architect will be restricted in moving existing structural bearing/shear walls and may not be able to achieve an ideal layout. Priority should be given to making the spaces within the range of square footage noted above and optimal functionality and in consideration of the project's budget constraints.



5.7.3 PRECEDENT IMAGES



5.8 ATHLETICS - GYM/MULTIPURPOSE ROOM

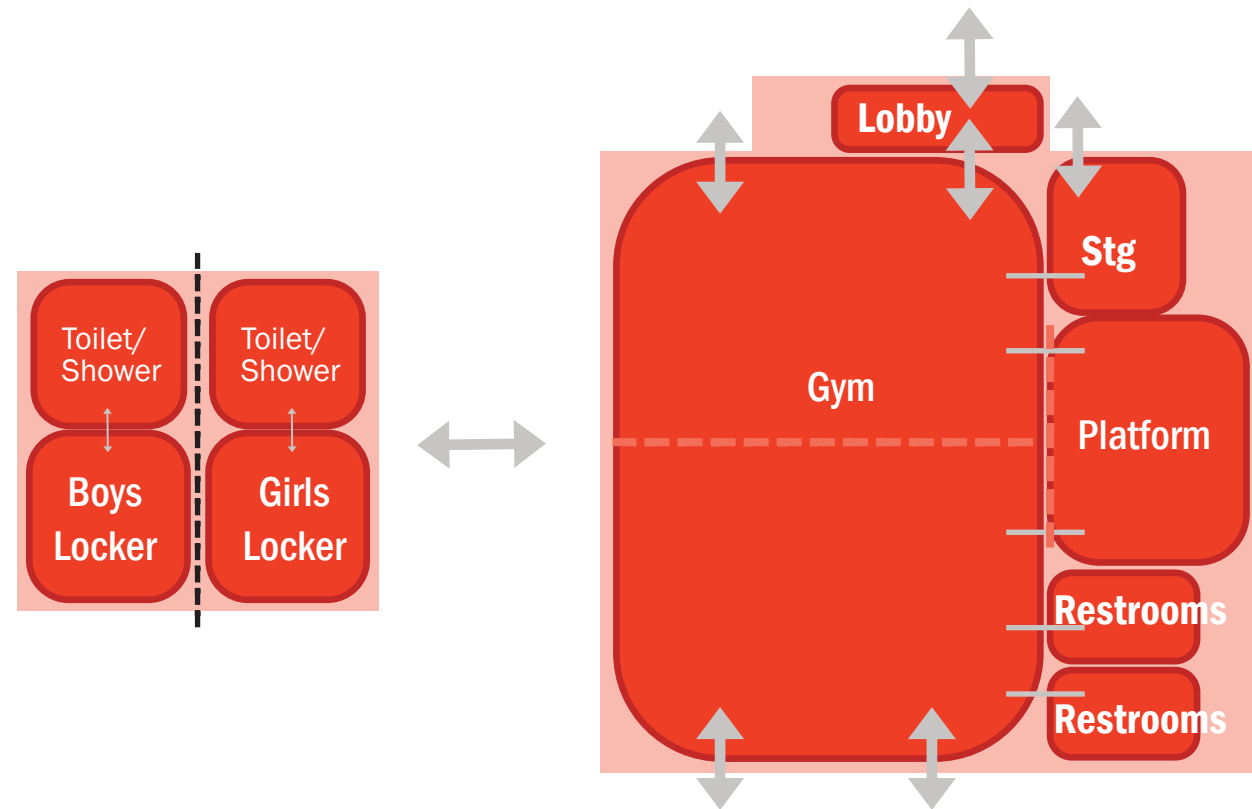
5.8.1 SPACE PROGRAM AND QUALITIES

NAME OF SPACE	TOTAL NSF	ADJACENCIES/ACCESS	ARCHITECTURAL ELEMENTS	NOTES
GYM				
M05.1 Gym/MPR	7,900	Near perimeter of the campus and parking lot.	Open structure, high ceiling, natural daylight space without glare, 25'-30' ceiling clearance. Space should be branded/painted to encourage school spirit, refer to Section 9 EDG. Provide impact wall pad at 6' height on all exposed walls. Select materials to address the acoustics of the Gym space's varied functions. Consider choosing structural elements that may aide in acoustic performance of the building. This design approach considers the cost of the structural materials and room performance as an integrated system. For material selection consider durability, maintenance, and impact on the ceiling height and wall design to determine the most cost-effective approach without compromising performance. Wood athletic flooring with vented base. High impact gypsum board on walls or exposed masonry block.	The gym floor markings shall provide basketball and volleyball courts. Provide recessed floor stanchions for volleyball, motorized ceiling mounted basketball hoops, shot clock, a fixed bench seating on one side retractable seating, if desired.
M05.2 Platform	1,300	Direct access to gym.	For variety of school lecture and performance functions. Operable wall or curtain at the front to close off the area if needed. Motorize projection screen, support grid for dead-hung scenery, curtains and lighting.	Portable music risers. Floor material to be softwood, dark color vinyl or linoleum product. Paint wall with non-reflective coating, open ceiling with no lower than 18' height.
M05.3 Lobby	200	At gym main entry.	Lobby space should be open and inviting - welcoming to students, staff, and community members. Areas that showcase student and school achievements (trophies, banners, awards, etc.).	
M05.4 Storage	400	Direct access to gym.	Provide adequate space for stackable/folding chair storage carts and other gym equipments.	
M05.5 Public Use Restrooms	500	Near gym.	Sink to have with hot and cold water, mirror, cost hook, convenience shelf, consider use of large format wall and floor tile to reduce grout lines.	Provide ADA compliant restroom per building code.
M05.6 Offices / Locker Room	1,200	Direct access to gym.	Tackable panel (3'x4') and magnetic whiteboard surface (3'x4').	


5.8 ATHLETICS - GYM/MULTIPURPOSE ROOM

5.8.2 ADJACENCY DIAGRAM

The diagrams represents one option to show adjacencies for the Gym and Lockers/Restrooms. When renovating spaces, the Architect will be restricted in moving existing structural bearing/shear walls and may not be able to achieve an ideal layout. Priority should be given to making the spaces within the range of square footage noted above and optimal functionality and in consideration of the project's budget constraints.

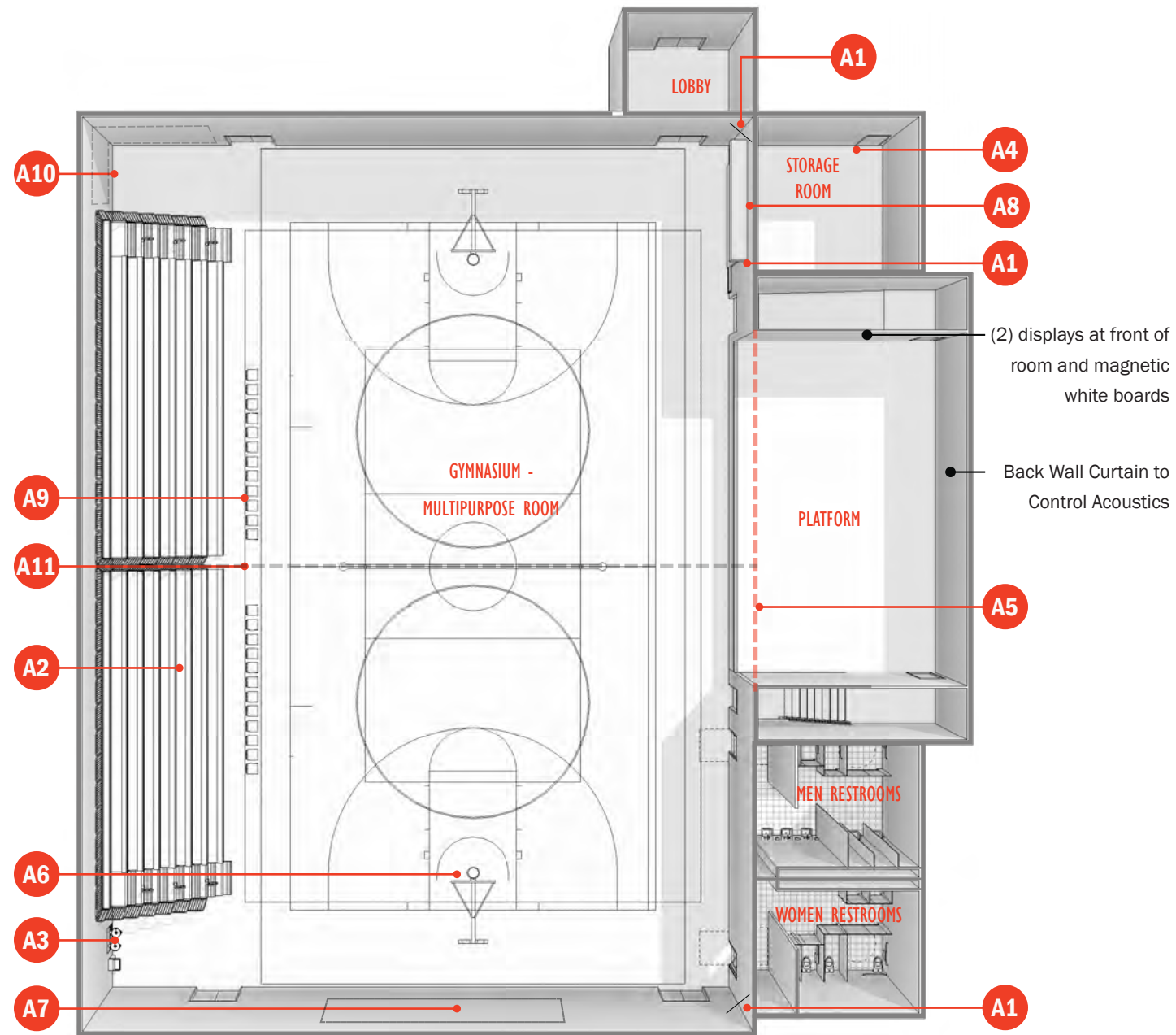


5.8.3 PRECEDENT IMAGES



5.8 ATHLETICS - GYM/MULTIPURPOSE ROOM

5.8.2 EXAMPLE 3D FLOOR PLAN



LEGEND

- | | |
|--|---|
| A1 Wall mounted (high) 75" TV monitor display on each side of platform opening (option) | A6 Shot Clock above Backboard |
| A2 Retractable Bleachers for 450 seat | A7 Digital Interactive Playground (Optional) |
| A3 Drinking Fountain | A8 Wide Roll-Up Door |
| A4 Metal Rack | A9 Stackable Chairs |
| A5 Acoustic Operable Wall - Motorized Divider Screen | A10 Rock Climbing Wall (Optional) |
| | A11 Ceiling Mounted Divider Roll-Up Curtain |

TECHNOLOGY

Technology	<ul style="list-style-type: none"> Motorized projection screen and ceiling mounted projector, if space is used for assembly. Wall HDMI input connection. Central speaker array clusters. Wall speaker (8) total. 8'x4' basketball / volleyball / wrestling digital scoreboard. Motorized, retractable basketball backstops with shot clock. Sound reinforcement system with microphone receptacles at raised platform. Data and power for the interactive playground systems. Retractable bleachers Electrified or manual ceiling mounted divider roll-up curtain
Lighting	<ul style="list-style-type: none"> Energy efficient pendant indirect/direct light fixtures. Natural daylight with adjustable baffles for light control. Tubular skylights with light control option. Lighting at raised platform for performance including over-stage light bars and forestage light bar with dimmer system.
Intrusion Alarm	Ceiling mounted motion detector.
Audio	<ul style="list-style-type: none"> Wireless data access radio in protective cage. Stage sound systems
Public Address & Clock System	Integrated and synchronized digital clock and public address system connected to master controls at main administration.
Other Equipment	<ul style="list-style-type: none"> Gymnasium flush floor box with matching gym floor finish inlay (4) total. Recessed quad power receptacle at scorer's table.

Note: Size will vary per campus and PE needs. Court Marking: basketball volleyball, wrestling.

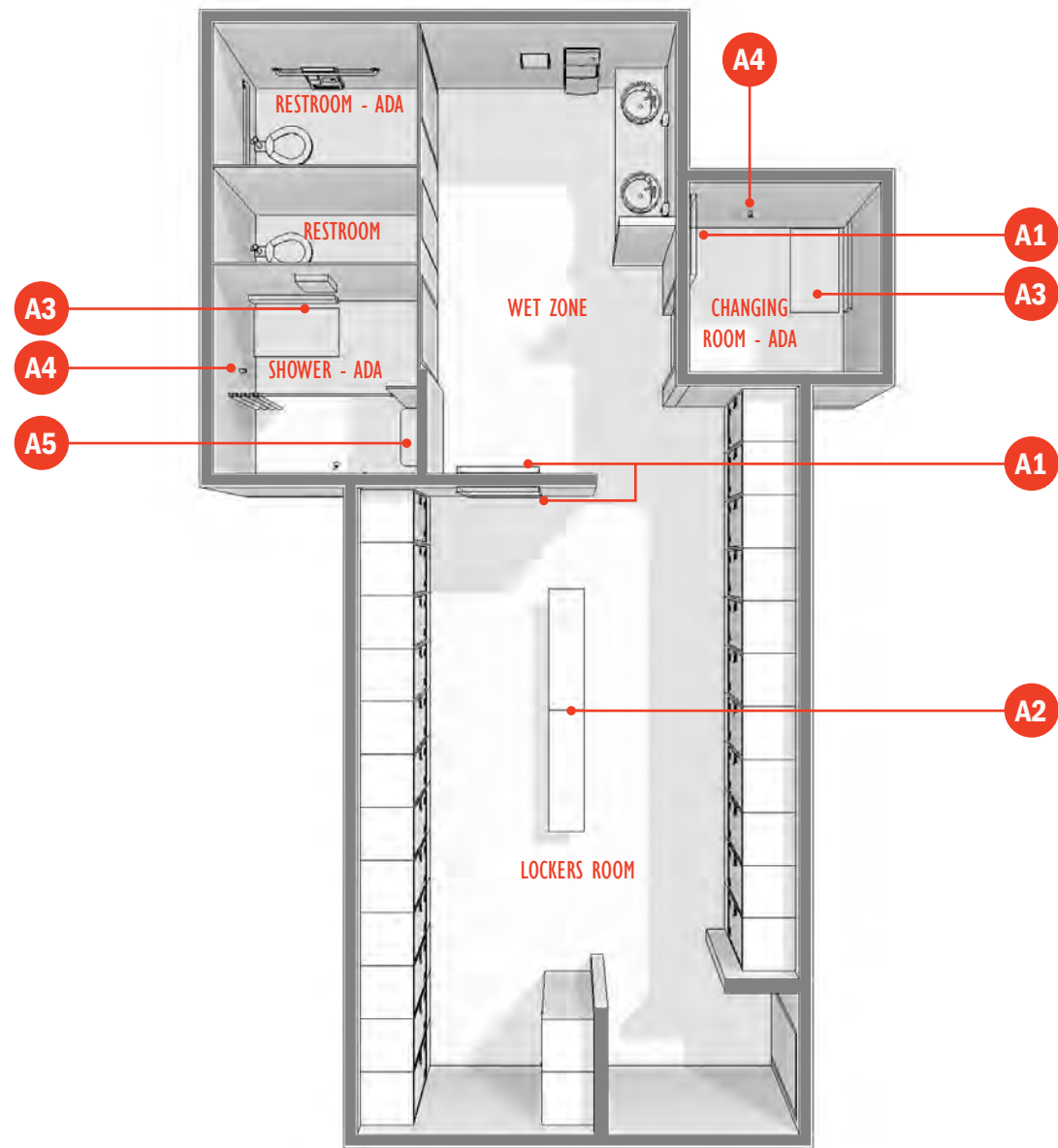
5.9 LOCKERS

5.9.1 SPACE PROGRAM AND QUALITIES

NAME OF SPACE	TOTAL NSF	ADJACENCIES/ACCESS	ARCHITECTURAL ELEMENTS	NOTES
LOCKERS				
M05.7 Lockers (Boys/Girls) Lockers/Showers	1,200 (600 sf/each)	Direct to gym and fields.	Polished concrete flooring. Proper ventilation and exhaust system in locker room area; consider operable windows and skylights. Individual shower. Floor drains in locker rooms, shower/drying, and toilet areas. LED light fixtures or tubular skylights.	Physical education/athletic lockers, configuration with (6) 12"x12"x12" PE lockers for every (1) 12" x12"x36" street locker. Verify locker count at the time of design, but roughly (60) boy street lockers and (192) PE lockers. Locker room benches. Clothes/towel hooks. Clock. One 3'x3' marker board in locker room.
M05.8 Restroom	Individual Restroom	Access from locker room.	Sink to have with hot and cold water, mirror, coat hook, convenience shelf, consider use of large format wall and floor tile to reduce grout lines.	Provide ADA compliant restroom per building code.
M05.9 Storage	400	Access from locker room.	Gypsum board ceiling. Provide racks for storage of athletic clothings.	

5.9 LOCKERS

5.9.2 EXAMPLE 3D FLOOR PLAN



LEGEND

- A1 Mirror
- A2 Bench
- A3 ADA Bench
- A4 Robe Hook
- A5 ADA Shower Seat

Note: Size will vary per campus and PE needs.

5.9.3 PRECEDENT IMAGES



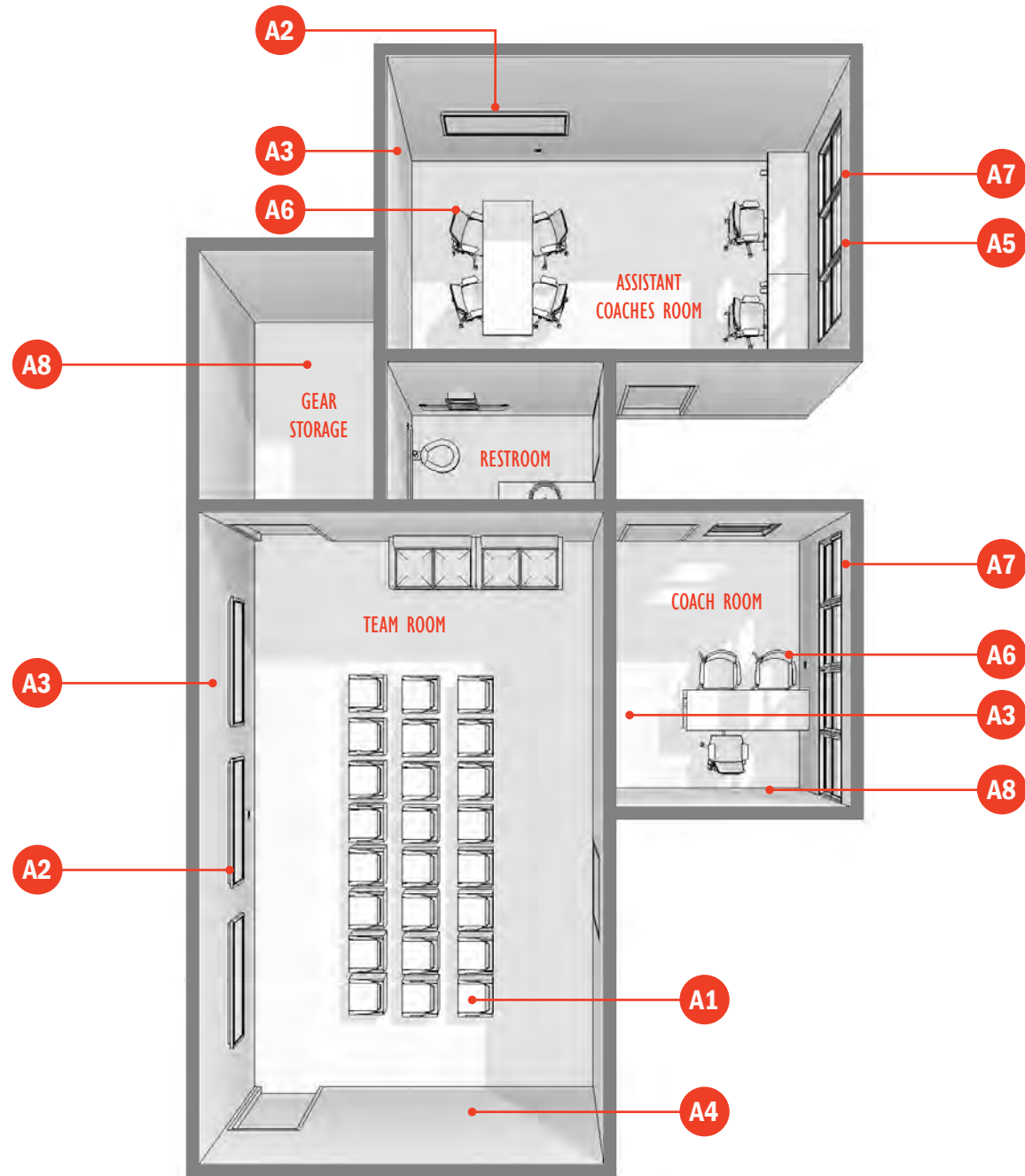
5.10 FIELD AND FIELD HOUSE

5.10.1 SPACE PROGRAM AND QUALITIES

NAME OF SPACE	TOTAL NSF	ADJACENCIES/ACCESS	ARCHITECTURAL ELEMENTS	NOTES
LOCKERS				
M05.10 Ticket Booth	150	At entrance to stadium	Polished concrete with slip resistant flooring, weather resistant roof and walls. (2) ticket stations casework.	Casework: drawers designed for cash and ticket transactions, stainless steel base with deep tray (with locking lid optional), electronic speech transfer systems, Split height transaction window for ADA access to reception, resistant glass and Inter locked doors for secure entry.
M05.11 Concessions	300	Near main public access and spectator seating	Polished concrete with slip resistant topping texture. Used for selling of snacks and water for teams and spectators.	Equipment: 65" menu board, Order and pick up countertop, PLAM tall cabinet with (5) adjustable shelves and lockable doors, refrigerator with bottom freezer, coffee machine, stainless steel work table, free standing ice machine 100LB, microwave oven, crockpot, electric deep fryer, contact grill, soda machine
M05.11 Public Toilet	900 (4 totals)	Near stadium	Polished concrete and or large format tile in restroom to reduce grout lines. Provide natural ventilation. Sink to have hot and cold water, mirrors, coat hook and convenience shelf at each stall.	
M05.12 Press Box	250	Locate on one side of stadium, in center, elevated	Polished concrete flooring or resilient flooring. Proper ventilation and provide HVAC System. Room for AV, scoreboard and lighting controls.	Equipment: Control Panel, scoreboard and lighting controls inside a metal lockable cabinet, AV connection for wireless microphone and ALS antenna, external press connection and camera/ microphone feed and power in locking weatherized enclosure, desktop microphone and task chair.

5.10 FIELD AND FIELD HOUSE


5.10.2 FIELD AND FIELD HOUSES



LEGEND

- | | | | |
|----|---|----|----------------|
| A1 | Stackable Chair with Cushion | A6 | Guest Chair |
| A2 | Wall Mounted Monitor
Interactive Display | A7 | Roller Shade |
| A3 | Magnetic Whiteboard | A9 | Metal Shelving |
| A4 | Vinyl Wall Covering with
Custom Graphic (Optional) | | |
| A5 | Computer Workstation | | |

5.10.3 PRECEDENT IMAGES



6.0 SUPPORT SPACES

6.1 Student Support Services	92
6.2 All Access Restrooms	96
6.3 Warming Kitchen - ES & K8	98

(This page is intentionally left blank.)

6.1 STUDENT SUPPORT SERVICES

6.1.1 SPACE PROGRAM AND QUALITIES

NAME OF SPACE	TOTAL NSF	ADJACENCIES/ACCESS	ARCHITECTURAL ELEMENTS	NOTES
STUDENT SUPPORT SERVICES				
S01 Parent Center Restroom (Option)	400	Direct to main circulation, adjacent to Multi-Purpose Room (with door, if possible), exterior door required, close to main office.	Ideally would have a dedicated restroom and small Family Room directly accessible from room, may need additional mobile storage carts to store items.	Group meetings and workspace for parents and volunteers. This room should be designed as a prototypical classroom for future flexibility in the event more classrooms are needed.
S02 Learning Center	Combined SF equal to 2,370 or (2) Existing Classrooms if a renovation	Direct to main circulation, centrally located on campus, near Admin.	At waiting area, built in display, counter with base cabinet storage, tackable panel, (1) 4' LF tall storage with adjustable shelves.	The intent of this Center is to co-locate the leadership team and support services for students, to foster collaboration and teaming.
S02.1 Offices	Office 1: 200 - 250 Office 2 - 5: 100 - 120 Office 6: 150 - 200	Direct to Team Planning space and waiting area.	For Speech – conference table, seating for (4) For Psychologist – comfort seating	Office 1 = Speech Office 2 = Community Liaison Office 3 – Outreach Consultant Office 4 = Counselor Office 5 = SPED Office 6 = Psychologist Office 7 - Mental Health Clinician
S02.2 Conference Room	Conf 1: 120 - 150 Conf 2: 250 - 300	Direct to Team Planning space and waiting area.	8' x 5' magnetic whiteboard, wall mounted flat panel monitor.	Conference table to fit 8 - 10 people in Conf. 2 and (4) People in Conf. 1.
S02.3 Team Planning/Waiting	500	Direct from Office and Conference Rooms.	8' x 5' magnetic whiteboard, wall mounted flat panel monitor, comfort seating.	Warm tones, indirect lighting or accent lighting, should feel inviting.
S03 Care Center	700 - 900 Includes Private Office	Direct to Mental Health Clinician' Office	Wall mounted flat panel monitor, comfort seating, couches.	Warm tones, indirect lighting or accent lighting, should feel inviting.

6.2 ALL ACCESS RESTROOMS

S04 Student All-Access Restrooms

High School and Middle School option for reconfiguration of existing restroom male/female clusters. Refer to CDE resources on All-access Restroom design considerations

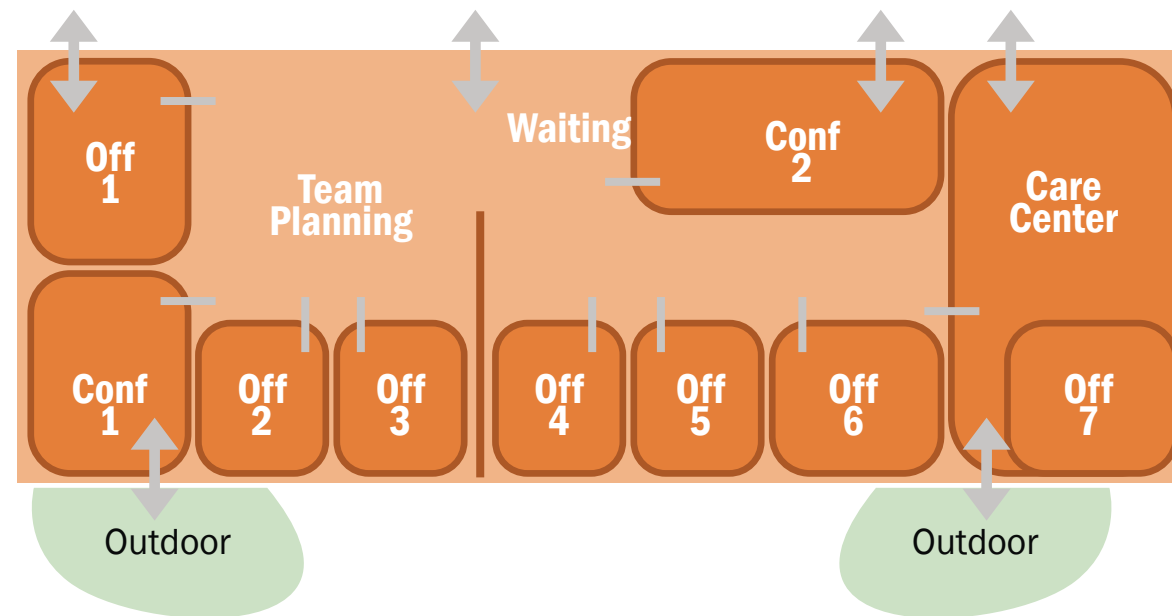
[https://www.cde.ca.gov/ls/fa/sf/allaccessrestroom.asp#:~:text=\(a\)%20All%20single%20user,more%20than%20one%20occupant%20at](https://www.cde.ca.gov/ls/fa/sf/allaccessrestroom.asp#:~:text=(a)%20All%20single%20user,more%20than%20one%20occupant%20at)

6.1 STUDENT SUPPORT SERVICES


6.1.2 ADJACENCY DIAGRAM

LEARNING / CARE CENTER

The diagrams represents one option to show adjacencies for Learning/Care Center. When renovating spaces, the Architect will be restricted in moving existing structural bearing/shear walls and may not be able to achieve an ideal layout. Priority should be given to making the spaces within the range of square footages noted above and optimal functionality and in consideration of the project's budget constraints.

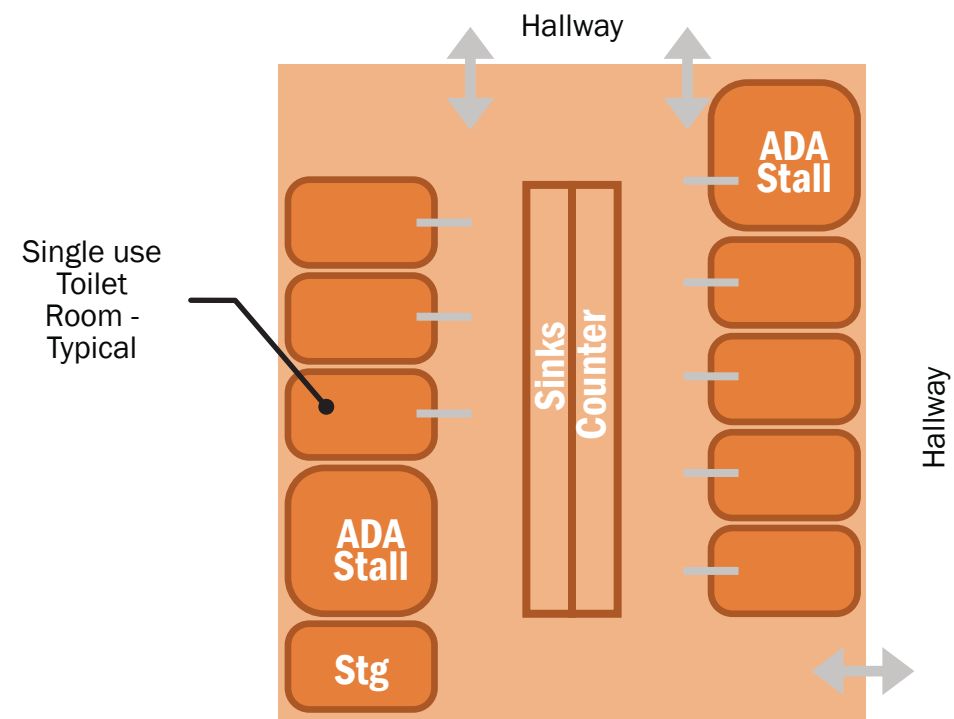


6.1.3 PRECEDENT IMAGES



6.2 ALL ACCESS RESTROOMS

6.2.1 ADJACENCY DIAGRAM



6.2.2 PRECEDENT IMAGES



6.3 WARMING KITCHEN - K-8

6.3.1 SPACE PROGRAM AND QUALITIES

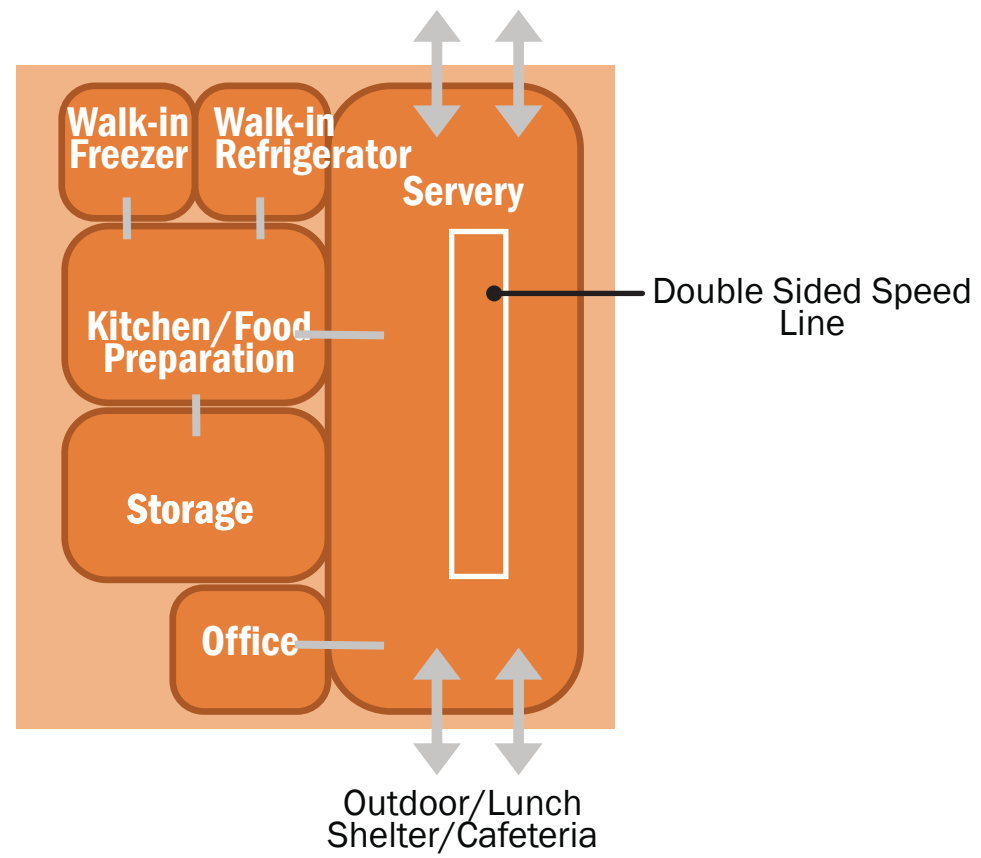
NAME OF SPACE	TOTAL NSF	ADJACENCIES/ACCESS	ARCHITECTURAL ELEMENTS	NOTES
KITCHEN				
S05.1 Serving Lines	600 - 800 Depends on size of school	Direct access from kitchen and outdoor/play field/cafeteria.	Natural daylight into the space, windows to the outdoor, tubular skylights. Food-grade serving tables with an area dedicated for wheelchair accessible. Two doors from and to the exterior that support the waiting/serving line configuration. Epoxy flooring. Gypsum board ceiling or water repellent and soil resistance acoustical ceiling tile ceiling. Clock.	Equipment: - (2) Serving counters for hot and cold meals, student access from both sides of speed line (floor power) - (1) Point-of Sale System (floor data and power)
S05.2 Kitchen/Food Preparation	400	Direct access to servery.	Independent temperature control of servery and food preparation areas, hood exhaust/ventilation. Epoxy flooring. Gypsum board ceiling or water repellent and soil resistance acoustical ceiling tile ceiling. Walls around sink and cooking areas to have Fiberglass Reinforced Panel or stainless steel panels.	Provide exterior / service area located with street access. Trash enclosure at exterior service area. Equipment: (2) Drying Racks, (1) Dish washer, (1) Soiled dishes table, (1) - (3) compartment sink, with grease interceptor, (1) Hand washing sink (ADA), (1) Cold reach-in freezer, (1) Cold reach-in refrigerator, (1) Double convection oven, (1) Dunnage rack, (1) Hot holding cabinet, (1) Exhaust Hood, (2) Mobile stainless steel work tables, (1) - (2) compartment prep sink for produce prep with speed rack
S05.2 Walk-in Refrigerator	150	Direct access from kitchen.	Walk-in cooler. Requires a depressed slab.	
S05.3 Walk-in Freezer	150	Direct access from kitchen.	Walk-in freezer. Requires a depressed slab.	
S05.4 Dry Storage	150	Direct access from kitchen.	Epoxy flooring. Gypsum board ceiling or water repellent and soil resistance acoustical ceiling tile ceiling. Commercial grade metal Dunnage Racks.	
S05.5 Office (optional)	120	Direct access from kitchen.	Table and chair for 1-2 staff(s). Lockers. (1) 4'x3' tack board. (1) 4'x3' white board.	

Note: Equipment proposed in this document are to be confirmed by the Nutrition Services Director during early scoping an programming phase of the project. There may be other programs such as before and after school care, that also have coolers that need to be placed near the MPR. Coordinate all equipment placement and power/data requirements such that they are located adjacent to the MPR.

6.3 WARMING KITCHEN - K-8

6.3.2 ADJACENCY DIAGRAM

The diagrams represents one option to show adjacencies for Warming Kitchen. When renovating spaces, the Architect will be restricted in moving existing structural bearing/shear walls and may not be able to achieve an ideal layout. Priority should be given to making the spaces within the range of square footages noted above and optimal functionality and in consideration of the project's budget constraints.



6.3.3 PRECEDENT IMAGES



7.0 LIBRARY SPACES

(This page is intentionally left blank.)

- 7.1 Library** 104
 - 7.1.1 Space Program and Qualities 104
 - 7.1.2 Adjacency Diagram 106
 - 7.1.3 Precedent Images 107
 - 7.1.4 Example 3D Floor Plan 108

- 7.2 Innovation Lab** 110
 - 7.2.1 Space Program and Qualities 110
 - 7.2.2 Adjacency Diagram 112
 - 7.2.3 Precedent Images 113

7.1 LIBRARY

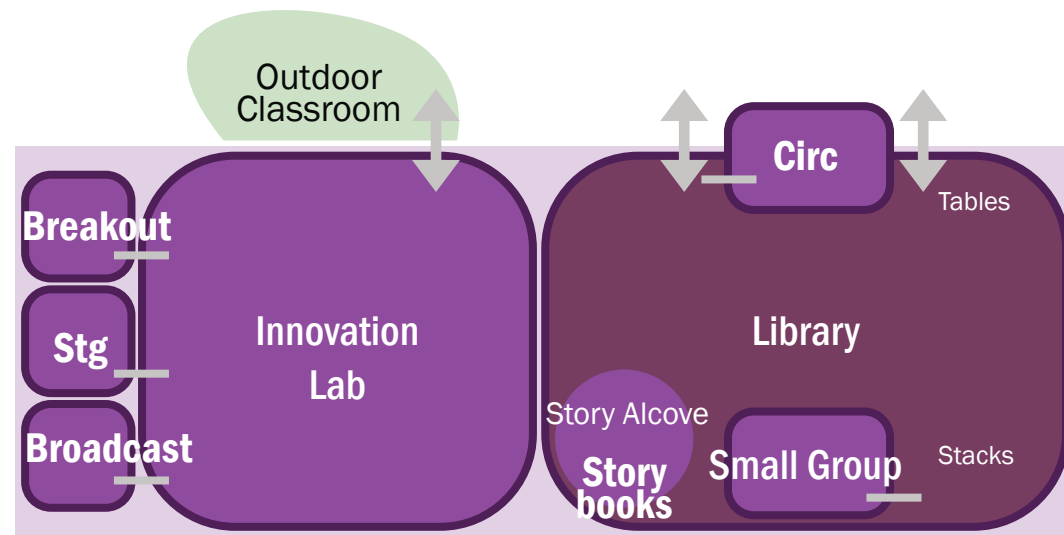
7.1.1 SPACE PROGRAM AND QUALITIES

NAME OF SPACE	TOTAL NSF	ADJACENCIES/ACCESS	ARCHITECTURAL ELEMENTS	NOTES
LIBRARY				
L01 Stack Area and Work Space	Stacks = 450 Work Space = 850	Approximately (2) classroom size at elementary schools and (3-4) classroom size at Middle schools. Direct to the STEAM Lab Direct to Small Group Room	Presentation wall – large wall mounted flat panel monitor or projects with projector screen with speaker system, perimeter shelving but maintain windows for natural daylight and views where desired, approx. 8-10,000 volumes, carpet tiles, low height mobile stacks in center of room with visibility down aisles from circulation desk, comfort seating in various scales and settings.	Accent colors, murals, accent lighting with zoned controls/ ceilings to bring interest into the space and zones, area to display with tackable wall surfaces. This space should provide a variety of seating options which would include chairs at tables, but should also include soft-type seating and lounging options.
L02 Story Alcove	200-400	Direct access to open plan Library.	Clearly distinct space from the stack and work space, through accent lighting/ceiling features, colors/murals, should bring a sense of wonder and happiness, open to stacks/work area.	Mobile stools at various heights, to be a gathering place for story time for the younger students, neat picture books or lower level reading, mobile technology available.
L03 Circulation Desk Prep Area / Storage	200	Direct access to open plan Library.	Clearly distinct space from the stack and work space, through accent lighting/ceiling features, 16' LF desk with solid surface countertop, book drop, back wall to have 9' LF counter with base cabinets and uppers, (2) 3' LF tall cabinet with doors with adjustable shelves, in front of counter are (3) 3' wide x 8' tall magnetic whiteboards to counter and use for display.	(1) mobile desk chair, desk to have integrated wire management for power and data access, back of desk to have drawers and open shelves outside workspace/book drop off, back counter to be deep enough for table top printer with power/data connections, tall cabinets to be equipment with power to store mobile tablets.
L04 Small Group Room	200-250	Direct to stacks Window to Circulation Desk	Quiet or more active work space for students, (1) 4'x8' magnetic whiteboard, wall mounted flat panel monitor, Bluetooth connection to tablets.	Adjustable height chairs, (2) mobile/flip tables, seating for (6) people.

7.1 LIBRARY

7.1.2 ADJACENCY DIAGRAM

The diagrams represents one option to show adjacencies for Library and Innovation Lab. When renovating spaces, the Architect will be restricted in moving existing structural bearing/shear walls and may not be able to achieve an ideal layout. Priority should be given to making the spaces within the range of square footages noted above and optimal functionality and in consideration of the project's budget constraints.

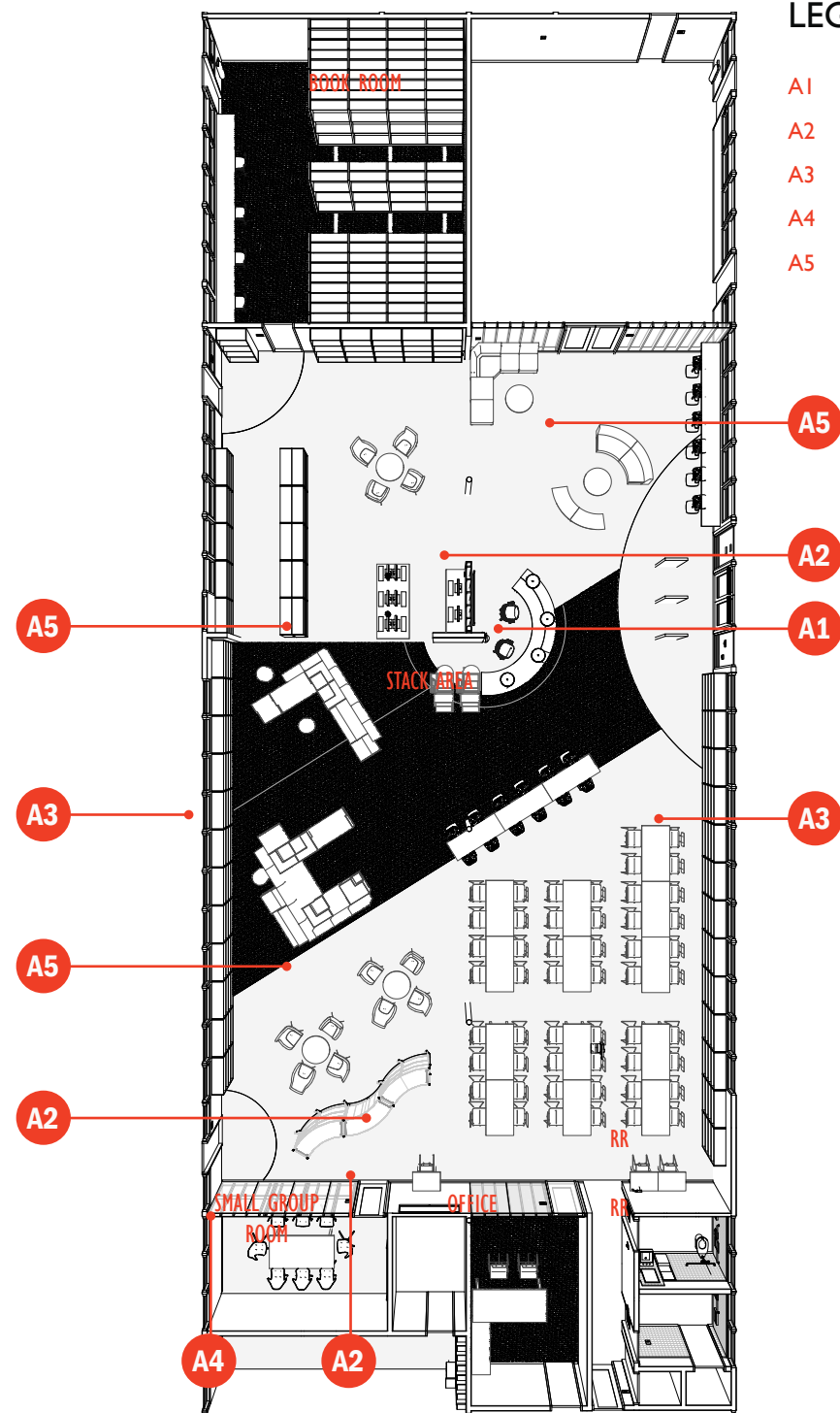


7.1.3 PRECEDENT IMAGES



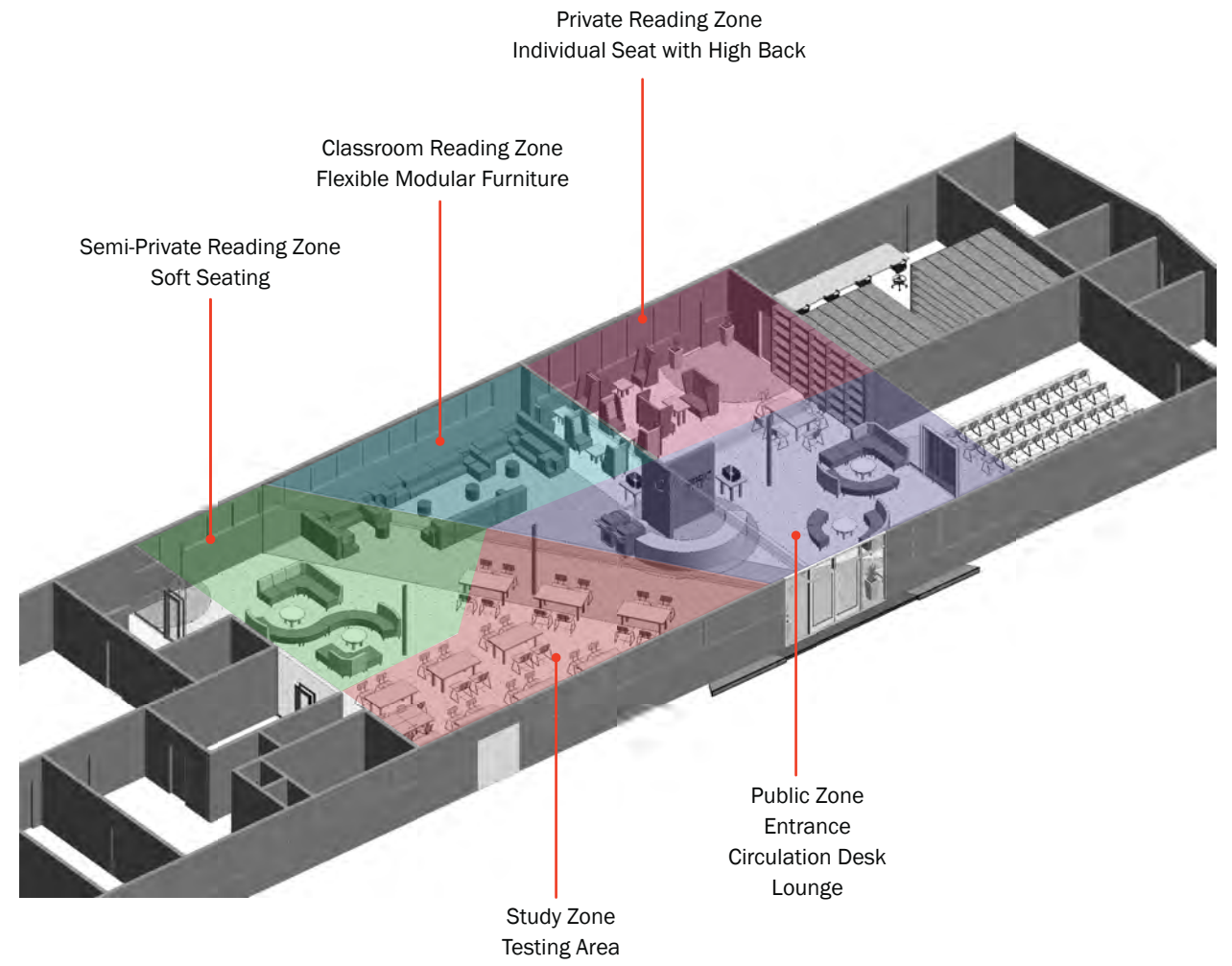
7.1 LIBRARY

7.1.4 EXAMPLE 3D FLOOR PLAN



LEGEND

- A1 Circulation Desk
- A2 Flat Panel Monitor
- A3 Shelving
- A4 Magnetic Whiteboard
- A5 Variety of Seating



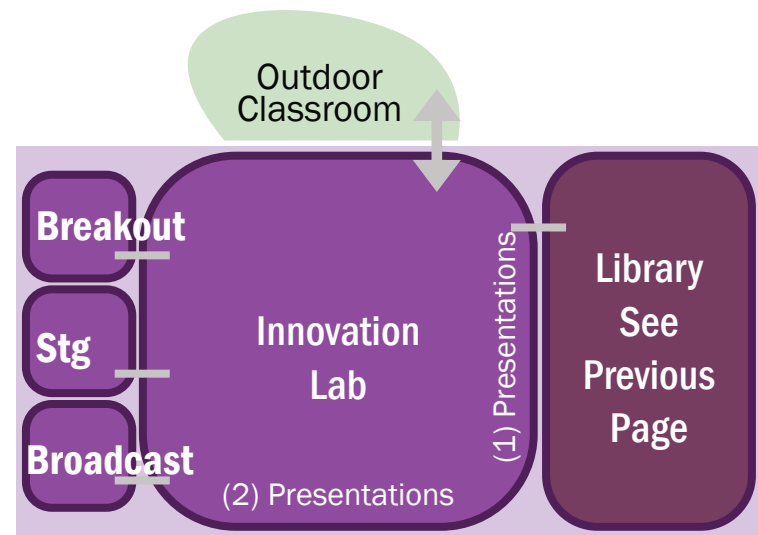
7.2 INNOVATION LAB

7.2.1 SPACE PROGRAM AND QUALITIES


NAME OF SPACE	TOTAL NSF	ADJACENCIES/ACCESS	ARCHITECTURAL ELEMENTS	NOTES
INNOVATION LAB				
L05 Lab	800-960	Direct to Library Direct to Broadcast Room Direct to Storage Direct to Breakout/Tech Office	(3) presentation walls – large wall mounted flat panel monitors with sound system, at each monitor – (2) vertical mounted magnetic whiteboard 4’x8’ panels and (1) 4’x8’ tackable panel vertical mounted, (4) pull down power cords, 9 LF counter with sink with base and upper cabinets, resilient flooring.	Accent colors, murals, to bring interest into the space and zones,. This space should provide a variety of seating / desk options – writeable surface table tops, adjustable height chairs, butcher block high table with stools, teacher at a compact station/ lecture.
L06 Broadcast Room	200-270	Direct to Innovation Lab.	Acoustically sound for podcast, green wall for video production, higher ceiling and a longer wall to allow for video/camera set up, carpet tiles.	
L07 Breakout Room Tech Office	150	Direct to Innovation Lab.	A flex space to be used for student break out or if a Tech Coordinator is assigned to the room, this space can become an office.	
L08 Storage	200	Direct to Innovation Lab.	Tall shelving along perimeter walls with adjustable shelves.	

7.2 INNOVATION LAB
7.2.2 ADJACENCY DIAGRAM

Refer to the next page for model of Innovation Lab architectural, technology and furniture features and in consideration of the project's budget constraints.



7.2.3 PRECEDENT IMAGES



(This page is intentionally left blank.)

8.0 OUTDOOR SPACES

8.1 Outdoor Learning Spaces	116
8.2 Shade and Covered Dining	116
8.3 Play Yard Re-Design	117
8.4 Linear Courtyard Redesign	118
8.5 Outdoor Learning Environments	120

8.1 OUTDOOR LEARNING SPACES

Courtyards and other outdoor areas shouldn't just be an afterthought when designing school buildings. With careful planning, schools can make effective use of these communal spaces to help create the extended learning environments beyond the classroom.

Research suggests there are both educational and health-related benefits to learning outdoors; breathing fresh air can clear students' minds and help them think better and being outside can also reduce stress and improve students' emotional well-being.

DESIGN ELEMENTS

When designing and equipping outdoor spaces that can inspire learning, consider these core principles:

VERSATILITY

Equip these spaces with a variety of furniture types to allow for many uses. Choose agile, modular furniture that can be configured in multiple ways.

COMFORT

Provide comfortable and easily accessible places to sit down, talk, read, and or study. Find places with shade under trees, solar panels and or fabric canopies. Paint dark surfaces to reduce heat island effect.

FUNCTIONALITY

Provide materials for students to support continuous learning, lightweight mini-whiteboards on mobile carts. Access to battery charging stations and Wi-Fi, if technology is used.

8.2 SHADE AND COVERED DINING

Play Structures to be shaded

PS, TK, K = 300 SF / Classroom

Covered Dining Area

- 700 Students = 2,800 SF
- 900 Students = 3,600 SF
- 2,400 Students = 9,600 SF

Each K8 school to have an outdoor classroom space



8.3 PLAY YARD RE-DESIGN

When re-envisioning the existing outdoor play yard, consideration should be given to accommodate various programs and functions, such as:

- Unstructured Play – New Play Structure and swings, Sensory Zones (sounds and textures), grass area outside structured play for inventive play, accessible play elements to be incorporated to meet a variety of physical abilities
- Structured Play – striped hardscape areas for ball walls, tether ball, hopscotch, and a run/walking path with measured mile markers
- Physical Education – hardscape areas for basketball/volleyball, possibly pickleball, small soccer field (5 v 5 play) on natural turf
- Large Group Space – outdoor stage for assembly for over 250 seats, performances with access to Wi-Fi and power, with adjacency to existing outdoor shade / lunch dining space
- Medium Group Space – group area for (6-10) people, movable outdoor furniture, shade, writable surfaces or interactive play elements e.g. large modular blocks
- Small Group Space – (3-6) students, built-in seating and shaded areas, with adjacency to active play
- Individual Space – a more “calming” programmed space, e.g. peace walk, sensory garden, labyrinth, reading nooks, with adjacency to a quieter area of the play yard

Ultimately, the play yard should provide diverse experiences for all levels of a student's development and abilities. The design of outdoors spaces may result in more greening, shade and help reduce heat island effect.

RESOURCES

- Outdoor Learning, Leave the Classroom Behind https://www.a4le.org/A4LE/Resources/Resource_Center/White_Papers/Outdoor_Learning.aspx
- Green Schoolyards America Impact Report https://www.greenschoolyards.org/s/0315_Impact_v51.pdf
- California Education and the Environment Initiative Home - California Education and the Environment Initiative (EEI) (californiaeei.org)

“Kids can actually pay better attention in class after an outdoor lesson. This is nice for teachers, because you don't have to stop teaching and you still get that bump in attention.”

Ming Kuo, Research - Do Lessons in Nature Boost Subsequent Classroom Engagement? Refueling Students in Flight



8.4 Linear Courtyard Redesign

Design Elements to consider when renovating Linear courtyards for social gathering and learning spaces. Outdoor learning spaces are to be strategically designed to be flexible and support project-based learning and will be used for performances, lectures, and to display student work.

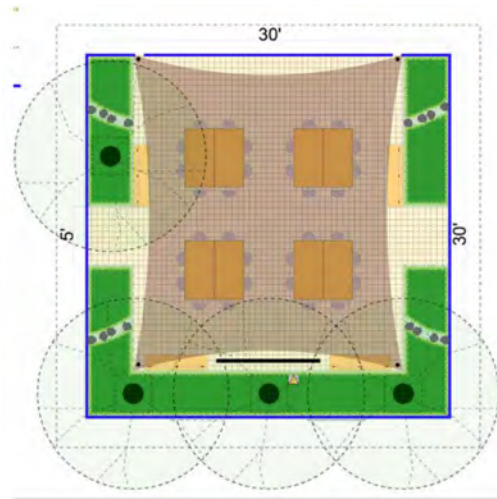
1. Use of fixed seating to define the space and its different uses
2. Use movable furniture to allow the space to accommodate different programs and size groups varying from 1-2, 4-5, and 20-30.
3. Consider replacing concrete pavement with materials that will reduce solar heat gain and allow infiltration of water runoff like trex decking, decomposed granite and grass.
4. Study existing shade patterns and provide shade trees to complement seating areas.
5. Minimize open mulch areas when not contained by seat walls or curbs



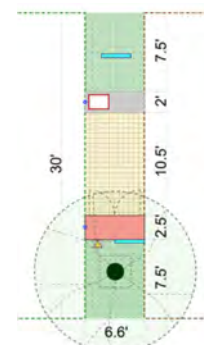
Photo Credit: Berliner Architects, Santa Monica-Malibu Unified School District

8.5 OUTDOOR LEARNING ENVIRONMENTS

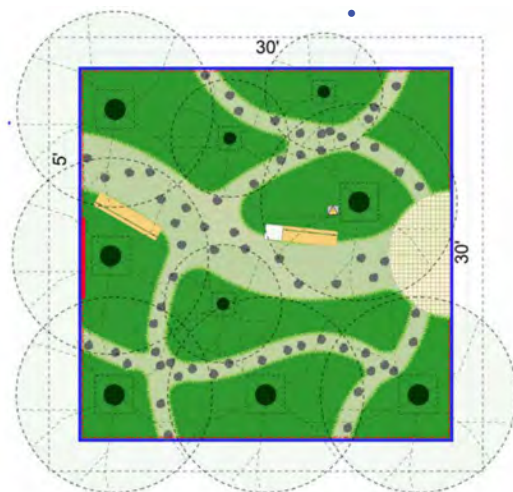
EXAMPLE FROM LAUSD DESIGN STANDARDS FOR OUTDOOR CLASSROOM



A. Outdoor Classroom Group Learning Area



B. Connector

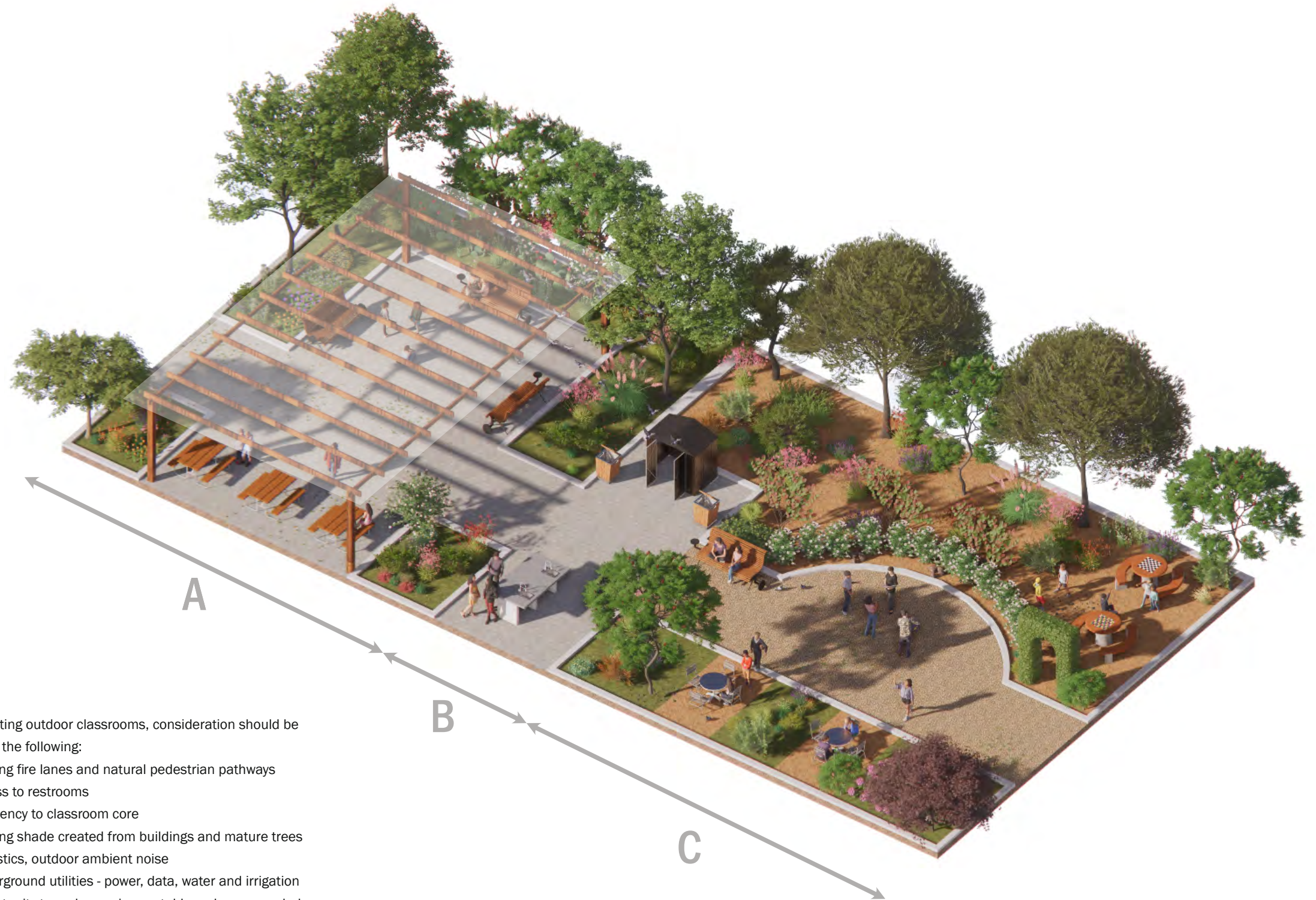


C. Lab/Hands-On Learning Native Planting Area

When siting outdoor classrooms, consideration should be given to the following:

1. Existing fire lanes and natural pedestrian pathways
2. Access to restrooms
3. Adjacency to classroom core
4. Existing shade created from buildings and mature trees
5. Acoustics, outdoor ambient noise
6. Underground utilities - power, data, water and irrigation
7. Opportunity to replace aging portable no longer needed due to declining enrollment

- The design is a kit of parts. Size will vary based on campus needs and space available.



9.0 ENVIRONMENTAL GRAPHICS AND BRANDING

(This page is intentionally left blank.)

9.1 Design Elements	124
9.2 Precedent Images	124

9.1 DESIGN ELEMENTS

Environmental Graphic Design (EGD) assists in wayfinding, communicating information, showcases a school's brand identity and creates experiences that connect people and place. EGD has the power to educate, empower, inspire and most importantly should be an outgrowth of the users and their community.

Research has shown that graphics provide many benefits beyond just aesthetics; such as being a teaching tool, instilling community and pride, and creating emotional connections.

Design Elements for Architectural and Campus Grounds Projects

When considering architectural and campus grounds projects within a school environment, it's essential to incorporate various design elements to enhance functionality, aesthetics, and educational value. The following are some key aspects to focus on:

Wayfinding and Meaning

Integration of color and graphic images to aide in wayfinding and creating meaning to place.

1. Wayfinding and Meaning:

- Utilize color palettes and graphic imagery strategically to facilitate wayfinding and imbue spaces with significance.
- Integrate visual cues that resonate with the school's identity and values, enhancing the overall sense of place and community connection.
- Refer to Image 9.1

2. Building as a Teaching Tool:

- Embrace signage and graphic design as educational tools to enlighten students about the architecture and cultural significance of their surroundings.

- Designate spaces within buildings to showcase informative displays that delve into the school's history, values, and educational mission.
- Refer to Image 9.2, 9.3 and 9.4

3. Inspiring Pride and Aspirations:

- Employ graphic design to celebrate school values and foster a sense of pride and belonging among students and staff.
- Showcase achievements and aspirations through visually compelling displays that inspire the school community to strive for excellence.
- Refer to image 9.5 and 9.6

4. Enhance Biophilic Features:

- Integrate biophilic design elements into signage and graphics to connect students with nature and promote environmental awareness.
- Refer to image 9.7

By focusing on these design elements, architects and planners can create a campus environment that not only serves practical needs but also inspires learning, instills pride, and nurtures a sense of connection with both the built and natural surroundings.

RESOURCES

- The importance of Environmental Graphic Design in Urban Spaces
https://www.e3s-conferences.org/articles/e3sconf/pdf/2023/73/e3sconf_iced2023_12013.pdf
- Importance of Graphic Design in Human-Life
<https://www.scribd.com/document/546816470/Importance-of-Graphic-Design-in-Human-Life-Niron>



Image 9.1 Each classroom wing is a color and inspired by local plants and animals. Material Used: Laser cut acrylic animal patterns and vinyl wall covering with custom graphic.



Image 9.2 Signage explaining about the importance of natural daylight and views.



Image 9.3 Signage explaining the achievements of the school namesake.



Image 9.4 Banners in multiple languages representing the student demographics



Image 9.5 Large wall mural in main student commons, celebrating the school mascot and values



Image 9.6 Murals of city maps, representing the international influences of the school within the student collaboration area



Image 9.7 Image of a California oak, native to the school locale and integral to the school logo

Stockton Unified School District 2023/24 Enrollment Comparisons - Sorted by Enrollment Year

School Site	Enrollment Year Used for Eligibility	Total Enrollment Used for Eligibility	2023/24 Total Enrollment	Enrollment Difference	Enrollment %Difference	Current Eligibility	Estimated State Share
Kennedy Elementary	1998/99	791	524	(267)	-33.75%	791	\$5,082,775
McKinley Elementary	1998/99	1,007	740	(267)	-26.51%	709	\$4,926,408
Monroe Elementary	1998/99	621	446	(175)	-28.18%	621	\$4,624,875
Grunsky Elementary	2001/02	951	464	(487)	-51.21%	122	\$742,492
Hazelton Elementary	2001/02	874	661	(213)	-24.37%	409	\$2,699,356
Pulliam Elementary	2001/02	907	612	(295)	-32.52%	205	\$1,523,996
Taylor Leadership Academy	2001/02	845	432	(413)	-48.88%	392	\$2,747,896
Victory Elementary	2001/02	825	503	(322)	-39.03%	52	\$340,152
Stagg High	2001/02	3,127	1,758	(1,369)	-43.78%	1,153	\$11,905,211
Commodore Stockton Skills Elementary	2002/03	1,388	964	(424)	-30.55%	0	\$0
Edison High	2003/04	2,746	2,414	(332)	-12.09%	918	\$9,673,284
Franklin High**	2004/05	3,176	2,188	(988)	-31.11%	1,717	\$14,957,914
Fillmore Elementary	2012/13	874	583	(291)	-33.30%	874	\$6,745,420
Washington Elementary	2012/13	262	184	(78)	-29.77%	152	\$1,376,384
Jane Frederick High	2012/13	263	204	(59)	-22.43%	263	\$2,357,596
El Dorado Elementary	2013/14	1,023	548	(475)	-46.43%	0	\$0
Elmwood Elementary	2013/14	856	681	(175)	-20.44%	856	\$5,578,201
Hamilton Elementary	2013/14	1,437	643	(794)	-55.25%	0	\$0
Edward C. Merlo Institute	2013/14	232	216	(16)	-6.90%	232	\$2,002,433
August Elementary	2014/15	704	537	(167)	-23.72%	486	\$4,008,291
Marshall Elementary	2014/15	1,342	418	(924)	-68.85%	0	\$0
Montezuma Elementary	2015/16	741	645	(96)	-12.96%	741	\$5,403,626
Tyler Skills Elementary	2015/16	508	230	(278)	-54.72%	508	\$3,573,399
Van Buren Elementary	2015/16	588	496	(92)	-15.65%	488	\$3,273,034
Adams Elementary**	2016/17	560	512	(48)	-8.57%	560	\$3,921,526
Fremont Elementary	2016/17	1,450	802	648	44.69%	0	\$0
Madison Elementary**	2016/17	785	730	55	7.01%	785	\$6,890,793
Walton Development Center	2016/17	119	102	17	14.29%	38	\$833,115
Cleveland Elementary	2018/19	738	610	128	17.34%	211	\$1,290,796
Nightingale Charter	2018/19	471	427	44	9.34%	439	\$2,860,926
Roosevelt Elementary	2018/19	656	325	331	50.46%	0	\$0
Wilson Elementary	2018/19	377	337	40	10.61%	377	\$2,315,072
Harrison Elementary	2019/20	680	620	60	8.82%	680	\$5,903,688
Hoover Elementary	2019/20	724	674	50	6.91%	724	\$5,625,183
Taft Elementary	2019/20	508	459	49	9.65%	508	\$3,463,368
King Elementary	2020/21	1,037	973	64	6.17%	133	\$1,111,600
Stockton Early College Academy	2020/21	443	424	19	4.29%	36	\$352,542

Dolores Huerta Elementary*	N/A	N/A	458	N/A	N/A	0	\$0
Flora Arca Mata Elementary	N/A	N/A	498	N/A	N/A	0	\$0
George W. Bush Elementary*	N/A	N/A	752	N/A	N/A	0	\$0
Kohl Open Elementary	N/A	N/A	222	N/A	N/A	0	\$0
Maxine Hong Kingston Elementary	N/A	N/A	752	N/A	N/A	0	\$0
Pittman Charter	N/A	N/A	643	N/A	N/A	0	\$0
Primary Years Academy**	N/A	N/A	230	N/A	N/A	0	\$0
Rio Calaveras Elementary*	N/A	N/A	850	N/A	N/A	0	\$0
San Joaquin Elementary*	N/A	N/A	736	N/A	N/A	0	\$0
Spanos Elementary	N/A	N/A	487	N/A	N/A	0	\$0
Valentine Peyton Elementary	N/A	N/A	828	N/A	N/A	0	\$0
Wilhelmina Henry Elementary*	N/A	N/A	908	N/A	N/A	0	\$0
Cesar Chavez High*	N/A	N.A	2,018	N/A	N/A	0	\$0
Health Careers Academy	N/A	N/A	404	N/A	N/A	0	\$0
Pacific Law Academy	N/A	N/A	198	N/A	N/A	0	\$0
Stockton High	N/A	N/A	205	N/A	N/A	0	\$0
Weber Institute	N/A	N/A	334	N/A	N/A	0	\$0
						16,180	\$128,111,352

Notes:

*Modernization eligibility is able to be established at site by 2029. Additional facility info is needed from district to estimate eligibility and potential state funding.

1. Rio Calaveras - Eligible 2024
2. San Joaquin - Eligible 2024
3. Wilhelmina Henry - Eligible 2024 or 2029 depending on if portables were included at time of site construction
4. Cesar Chavez - Eligible 2024 or 2029 depending on if portables were included at time of site construction
5. George Bush - Eligible by 2027
6. Dolores Huerta - Eligible by 2026

**Site currently has project to be submitted to OPSC. SFC will be working with district to get projects approved by CDE. Adams, Madison, and Tyler/PYA projects are estimated to exhaust available eligibility at each site. For Tyler/PYA, state share of project funding may not match what is currently listed for Tyler due to CDS code change. Funding application will be submitted for full amount, but OPSC may request revisions.